



**RH** | Red Hill  
**VP** | Valley Parkway  
**INQUIRY**

**Report of the  
Red Hill Valley  
Parkway Inquiry**

The Honourable Mr. Justice  
Herman J. Wilton-Siegel  
*Commissioner*





# Report of the Red Hill Valley Parkway Inquiry



The Honourable Mr. Justice  
Herman J. Wilton-Siegel  
*Commissioner*

Red Hill Valley Parkway Inquiry Report consists of two volumes:

Volume 1: Executive Summary and Chapters 1 - 8

Volume 2: Chapters 9 - 13 and Appendices

© Red Hill Valley Parkway Inquiry (2023).

All rights reserved.

Volume 1: Executive Summary and Chapters 1 - 8

ISBN 978-1-7382112-2-7 (Print)

ISBN 978-1-7382112-0-3 (PDF)



November 29, 2023

Her Worship Mayor Andrea Horwath and Members of Hamilton City Council  
Hamilton City Hall  
71 Main Street West  
Hamilton, ON L8P 4Y5

Dear Madam Mayor and Councillors:

With this letter, I respectfully submit my report on the Red Hill Valley Parkway Inquiry.

Yours very truly,

A handwritten signature in blue ink, appearing to read 'H.J. Wilton-Siegel'.

---

Mr. Justice Herman J. Wilton-Siegel  
Commissioner



<b>Executive Summary</b>	<b>1</b>
Introduction	2
The Inquiry Mandate	5
The Inquiry Process	6
The Content of the Report	8
Significant Findings and Conclusions of the Report	10
Design of the RHVP	10
Construction of the RHVP	12
A Comparison of the MTO and City Approaches	13
Friction and Friction Standards (Answers to Terms of Reference Questions 22 and 23)	16
MTO Friction Testing of the RHVP (Answers to Terms of Reference Questions 17, 18, 19, 20, and 21)	19
The Tradewind Report and the 2014 Golder Report	21
RHVP Traffic-Safety Initiatives and Pavement-Related Studies and Events From 2013 to 2015	24
The 2013 CIMA Report	24
The Commission of the Tradewind Report and the 2014 Golder Report	27
The 2015 CIMA Report	29
Mr. Moore Returns to the Tradewind Report in Late 2015/Early 2016	33
Resurfacing and Other Traffic Safety and RHVP-Related Activity From 2016 to 2018	36
Requests for Friction Testing and Friction Testing-Related Discussions	41
Personnel Changes and Restructuring in Public Works	43
Answers to Terms of Reference Questions 1, 2, 3, 4, 5, and 13	46
The “Discovery” and Disclosure of the Tradewind Report	48
Actions of City Staff Prior to Receipt of FOI 18-189	49

Actions of City Staff After the Receipt of FOI 18-189	51
The Briefing of Council	55
Answers to Terms of Reference Questions 6, 7, 8, and 9	61
What We Know About the RHVP as a Result of the Inquiry	63
The RHVP’s Overall Collision Rates Were Higher Than Provincial Averages	63
The RHVP Had “Hot Spot” Sections	63
The RHVP Had An Abnormally High Proportion of Wet Road Collisions	63
RHVP Friction Levels Declined from 2007 to 2014, Then Levelled Off (Answers to Terms of Reference Questions 14 and 16)	64
“Relatively Low” RHVP Friction Levels Were a Likely Contributor to Collisions	65
Many Factors Contributed to Collisions on the RHVP (Answer to Terms of Reference Question 24)	66
The Impact of The Non-Disclosure of The Tradewind Report on RHVP Safety (Answers to Terms of Reference Questions 10, 11, and 12)	68
Summary of Recommendations	71
Conclusion	73
<b>Chapter 1: Technical Concepts and Background</b>	<b>74</b>
1.1. Overview	75
1.2. Requirements, Best Practices, and/or Guidelines for Municipalities Constructing Expressways	76
1.2.1. Ontario Highway Design Standards	76
1.2.2. Ontario Paving Standards	79
1.3. Perpetual Pavement and Stone Mastic Asphalt	80
1.3.1. Perpetual Pavement Structure	80
1.3.2. Stone Mastic Asphalt	83
1.4. Overview of Friction, Friction Measurement, and Friction Management	89
1.4.1. Relationship Between Crashes and Friction	89

1.4.2.	Basic Science of Tire-Pavement Friction	90
1.4.3.	Types of Friction Measuring Equipment and Testing	92
1.4.4.	Difficulty with Interconversion of Friction Measurements	96
1.4.5.	The Concept of Friction Demand	97
1.4.6.	Approaches to Ensuring Adequate Pavement Friction of a Highway	98
1.5.	Friction Management Internationally	101
1.5.1.	The United Kingdom, Australia, and New Zealand	101
1.5.2.	American Jurisdictions	103
1.6.	MTO Friction Management and Testing	104
1.6.1.	Overview of the MTO's Practices	104
1.6.2.	MTO Approach to Ensuring Adequate Friction	105
1.7.	The 407 ETR: Friction Management and Testing	114
1.8.	Overview of Traffic Safety Concepts and Highway Design Considerations	116
1.8.1.	Traffic Safety Concepts	116
1.8.2.	Design Considerations	118
<b>Chapter 2: Design and Construction of the RHVP from the 1950s to 2007</b>		<b>124</b>
2.1.	Overview	125
2.2.	The Long Road to RHVP Construction	126
2.2.1.	Situating the RHVP	126
2.2.2.	Major Events in the Pre-Construction Era	128
2.2.3.	The MTO: A Neighbour and a Funding Partner	130
2.3.	Oversight of and Involvement in the RHVP Project	131
2.3.1.	Special Projects Office	131
2.3.2.	RHV Project and RHV Project Office	132
2.3.3.	Council Oversight	134



2.3.4.	Expressway/Parkway Implementation Committee	135
2.4.	RHVP Design and Geometry	136
2.4.1.	Preliminary RHVP Design	136
2.4.2.	Detailed RHVP Design	140
2.4.3.	Key Features of the RHVP's Design and Geometry	144
2.4.4.	Bringing the Design and Geometry Elements Together: High RHVP Friction Demand and Potential Driver Expectancy Violations	150
2.5.	Laying the Foundation: Pre-Paving Stages of RHVP Construction	152
2.5.1.	Decision to Use SMA for the Surface Course	152
2.5.2.	Decision to Use a Perpetual Pavement Design	155
2.6.	Grading and Paving Contracts for the RHVP	157
2.6.1.	Grading Contracts	157
2.6.2.	Perpetual Pavement Design	158
2.6.3.	Recommended Pavement Specifications	159
2.6.4.	RHVP Paving Contract	160
2.7.	Paving the RHVP	161
2.7.1.	Major Players in RHVP Paving	161
2.7.2.	The RHVP as a Project of Firsts	162
2.7.3.	Lead Up to the SMA Paving from March to June 2007	163
2.7.4.	The SMA Paving from July to August 2007	172
2.8.	The RHVP After Construction	180
2.8.1.	October 2007 Friction Testing and Monitoring Systems	180
2.8.2.	Stantec's Plan for Post-Construction Maintenance of the RHVP	181
2.8.3.	The RHVP Wins Awards	183

<b>Chapter 3: Involvement of Ontario Ministry of Transportation with the RHVP from 2007 to 2019</b>	<b>184</b>
3.1. Overview	185
3.2. MTO Friction Testing on the RHVP in 2007	186
3.2.1. Initial Origins of the MTO Friction Testing	186
3.2.2. The Precipitating Event: Dr. Uzarowski’s Call to Dr. Raymond	186
3.2.3. Dr. Uzarowski Requests Friction Testing on the RHVP	189
3.2.4. MTO Conducts Friction Testing on the RHVP	190
3.3. MTO Pauses Use of SMA in November 2007	196
3.4. MTO Friction Testing on the RHVP Between 2008 and 2014	197
3.4.1. Dufferin/Demix Agrégats’ December 2007 DSM Application for the Demix Aggregate	197
3.4.2. Post-2007 MTO Friction Testing: Context and Key Conclusions	200
3.4.3. 2008	201
3.4.4. 2009	203
3.4.5. 2010	206
3.4.6. 2011	209
3.4.7. 2012	211
3.4.8. 2013	211
3.4.9. 2014	213
3.5. MTO Involvement with the RHVP from 2016 to 2019	219
3.5.1. Demix Agrégats’ DSM Status from 2015 Onwards	219
<b>Chapter 4: The City of Hamilton: Structure, Organization, and Consultant Relationships</b>	<b>224</b>
4.1. Overview	225
4.2. Hamilton City Council	226

4.2.1.	General Issues Committee	227
4.2.2.	Public Works Committee	227
4.2.3.	Staff Reports to Committees and Council	227
4.3.	City of Hamilton Organizational Structure	229
4.3.1.	City Departments	229
4.3.2.	City Manager	229
4.3.3.	Office of the Auditor General	230
4.4.	Public Works Department	230
4.4.1.	Reorganizations within Public Works	231
4.4.2.	General Manager of Public Works	233
4.4.3.	Engineering Services Division	234
4.4.4.	Operations Division, Roads & Traffic Division, and Transportation Operations & Maintenance Division	236
4.4.5.	Traffic Operations & Engineering Section/Group	238
4.5.	Finance & Corporate Services Department	241
4.5.1.	City Solicitor and Legal Services Division	241
4.5.2.	Risk Management	243
4.6.	The City's Roster Program, Contractors, and Consultants	244
4.6.1.	City Procurement Policies and Roster Program	244
4.6.2.	Dufferin Construction Company	246
4.6.3.	Golder Associates Ltd.	246
4.6.4.	CIMA+	248
<b>Chapter 5: Hamilton's Road Safety Programs and Asset Management, and the RHVP from 2007 to 2012</b>		<b>253</b>
5.1.	Overview	254
5.2.	Significant Events in the RHVP's First Five Years of Operation	255



5.2.1.	Flooding on the RHVP in 2009 and 2010	255
5.2.2.	The RHVP Experiences Higher than Anticipated Traffic Volumes	256
5.2.3.	Resurfacing of the LINC in 2011	256
5.2.4.	Councillors and City Staff Receive Complaints about the RHVP	258
5.2.5.	Public Works Reorganizations and Departure of Senior Traffic Engineering Staff	260
5.3.	Other City Pavement and Road Safety Initiatives from 2007 to 2012	261
5.3.1.	Traffic Safety Programs Run by Traffic	261
5.3.2.	Hamilton Transportation Master Plan	265
5.3.3.	Asset Management Program and State of the Infrastructure Reports	266
5.3.4.	Golder’s Three-Phase Pavement and Materials Technology Review	267
<b>Chapter 6: The 2013 CIMA Report, the 2014 Golder Report, and the Tradewind Report from 2012 to 2014</b>		<b>270</b>
6.1.	Overview	271
6.2.	The First Five Years of the RHVP and Its First Fatal Collision in September 2012	272
6.3.	The 2014 Golder Report	273
6.3.1.	Discussions Regarding an Evaluation of RHVP Condition	273
6.3.2.	Golder Conducts Field Evaluations for the 2014 Golder Report	275
6.3.3.	Initial Drafts of the 2014 Golder Report	275
6.4.	The 2013 CIMA Report	276
6.4.1.	The Origins of the 2013 CIMA Report	276
6.4.2.	CIMA’s Retainer and the Scope of Project	277

6.4.3.	CIMA's Preliminary Work and Collision Analysis	279
6.4.4.	CIMA's Scope of Work is Reduced	280
6.4.5.	Findings and Recommendations in the Draft 2013 CIMA Report	288
6.4.6.	Select Councillors Receive the Draft 2013 CIMA Report	291
6.4.7.	Mr. Moore is "Not Pleased" with the Draft 2013 CIMA Report	292
6.5.	September 2013 Rainfalls Trigger RHVP Friction Testing	293
6.6.	Mr. Moore Retains Golder to Conduct Friction Testing on the RHVP	296
6.6.1.	Golder Arranges for Tradewind to Do the Friction Testing	297
6.6.2.	Tradewind Conducts Friction Testing on the RHVP, LINC, and City Crosswalks	299
6.7.	City Staff Prepare a Staff Report on the 2013 CIMA Report for the Public Works Committee	301
6.8.	Public Works Committee Meeting on November 18, 2013	304
6.9.	The 2013 CIMA Report is Revised After the Staff Report is Presented to Council	305
6.10.	Mr. Moore's Response to RHVP Lighting on the Outstanding Business List	306
6.11.	Traffic and Engineering Services Do Not Discuss Implementation of Countermeasures	308
6.12.	The Tradewind Report	309
6.12.1.	Golder Follows Up on Test Results and Other Materials	309
6.12.2.	Mr. Moore Requests and Receives Summary of Friction Testing Results	310
6.12.3.	Mr. Moore Circulates Friction Testing Results Externally	313
6.13.	Tradewind Provides Its Final Report to Golder	314
6.13.1.	Preparation of and Findings in the Tradewind Report	315
6.13.2.	Golder Internally Discusses Tradewind Results	324

6.14.	Mr. Moore Receives the 2014 Golder Report and Tradewind Report on January 31, 2014	325
6.14.1.	Findings in the 2014 Golder Report	325
6.15.	Dr. Uzarowski and Mr. Moore Discuss the 2014 Golder Report and the Tradewind Report in February 2014	332
6.15.1.	Meeting on February 7, 2014	332
6.15.2.	The 2014 Golder Report is Not Formally Finalized	336
6.16.	Mr. Moore's Actions After Receipt of the 2014 Golder Report and Tradewind Report	336
6.17.	Golder's Invoicing for Friction Testing and City Project Recordkeeping	338
6.18.	Continued Contact Between Golder and the City in 2014	339
6.18.1.	Crosswalk Friction Testing Results	340
6.19.	Traffic Begins to Implement Countermeasures in 2014	341
<b>Chapter 7: The 2015 CIMA Report and Discussions on RHVP Rehabilitation from 2015 to 2016</b>		<b>343</b>
7.1.	Overview	344
7.2.	LINC Safety Review and Recommendation for RHVP Safety Review	345
7.3.	Events Before the May 21, 2015 Public Works Committee Meeting	346
7.3.1.	City Staff Prepare a Report on the Status of Countermeasures	346
7.3.2.	Traffic Retains CIMA for the 2015 CIMA Report After a Fatal Collision on the RHVP	348
7.4.	Public Works Committee Meeting on May 21, 2015	350
7.5.	The 2015 CIMA Report	350
7.5.1.	Scope and Mandate of the 2015 CIMA Report	350
7.5.2.	City Delay in Authorizing CIMA to Proceed with 2015 CIMA Report	352



7.5.3.	Mr. Moore Sends Mr. Malone RHVP Friction Testing Data from 2007 to 2013	352
7.5.4.	CIMA Delivers a Draft of the 2015 CIMA Report	357
7.6.	City Staff Prepare a Draft Staff Report Related to the 2015 CIMA Report and 2015 CIMA LINC Report	363
7.6.1.	Traffic’s Initial Draft Staff Report	363
7.6.2.	Mr. Moore Objects to Recommendations from the Draft 2015 CIMA Report	365
7.7.	Mr. Moore Meets with CIMA and Comments on the Draft 2015 CIMA Report in October 2015	369
7.7.1.	Meeting with CIMA	369
7.7.2.	Mr. Moore Comments on the Draft 2015 CIMA Report	371
7.8.	Traffic Staff Continue to Prepare the Staff Report	373
7.8.1.	Traffic Staff Discuss and Revise Their Recommendation Report	373
7.8.2.	Mr. Ferguson Asks Mr. Malone to Revise the 2015 CIMA Report	377
7.9.	Staff Present the 2015 CIMA Report to the Public Works Committee	378
7.9.1.	City Staff Discuss Whether to Provide the 2015 CIMA Report to the Public Works Committee in Advance of the Meeting	378
7.9.2.	Public Works Committee Meeting on December 7, 2015	379
7.9.3.	Mr. Moore’s Statements about RHVP Friction Testing at the Public Works Committee Meeting	379
7.10.	Responses to the 2015 CIMA Report and the Recommendation Report	382
7.10.1.	Council Meeting on December 9, 2015	382
7.10.2.	The Speed Statistics in 2015 CIMA Report are Questioned	383
7.10.3.	Lakewood Beach Community Council Requests Friction Testing	384

7.11.	Mr. Moore’s Discussions with Golder Following the December 7, 2015 PWC Meeting	389
7.11.1.	Mr. Moore and Dr. Uzarowski Discuss Friction Testing	390
7.11.2.	Golder Conducts Inertial Profiler Testing and Bumps and Dips Analysis	392
7.11.3.	Mr. Moore and Dr. Uzarowski Discuss Friction and Inertial Profiler Testing in March 2016	393
7.12.	RHVP Rehabilitation	398
7.12.1.	Engineering Services Decides to Rehabilitate the RHVP	398
7.12.2.	Discussions with Norjohn Contracting and Miller Paving Ltd. in March and April 2016	400
7.12.3.	Mr. Moore Advises Traffic Staff of Resurfacing in Response to an Information Update	402
7.13.	The Public Works Committee Directs a Comprehensive Lighting Review in September 2016	403
	<b>Chapter 8: Consideration of Resurfacing Methods, Continued Implementation of Traffic Safety Countermeasures, and CIMA’s Review of RHVP Illumination from 2017 to Mid-2018</b>	<b>405</b>
8.1.	Overview	406
8.2.	The City Shifts Its Plans from Rehabilitation to Resurfacing	407
8.3.	The Work of Traffic Staff in Early 2017	410
8.3.1.	Traffic Requests Installation of Median Barriers as Part of RHVP Resurfacing	410
8.3.2.	Traffic Provides an Information Update to the Mayor and Council on the Status of Countermeasures	411
8.3.3.	Concerns About Visibility on the RHVP from the Mayor and a Councillor	412
8.4.	Hamilton Police Service’s Five Year Statistical Analysis of Fatal Collisions in Hamilton	412

8.5.	Interactions Between Engineering Services and Traffic Regarding the RHVP	413
8.5.1.	Public Works Leadership Meet About the RHVP on May 1, 2017	413
8.5.2.	Continued Discussions Regarding Median Barriers	415
8.6.	Repeated Requests for RHVP Friction Test Results from the Media and Councillors	417
8.7.	Hamilton Spectator Publishes an Article About Collisions on the RHVP	420
8.7.1.	Mr. Moore Gives Inaccurate Information About Friction Testing to the Hamilton Spectator	420
8.8.	City’s External Legal Counsel Receives the Tradewind Report	422
8.8.1.	The City’s External Legal Counsel Finds the Hamilton Spectator Article Quoting Mr. Moore	422
8.8.2.	Mr. Moore Gives the Tradewind Report to the City’s External Counsel	423
8.8.3.	Legal Services’ Request for a RHVP Surface “Study”	425
8.9.	The Public Works Committee Directs Additional Studies on the RHVP	426
8.9.1.	The Speed Limit Study	426
8.9.2.	Another Lighting Study	427
8.10.	Public Works is Restructured in January 2018	428
8.11.	An Omnibus Report on the RHVP and LINC is Presented to the Public Works Committee	429
8.11.1.	LINC and RHVP Transportation and Safety Update (Report PW18008)	429
8.11.2.	The 2018 CIMA Collision Memorandum	430

8.12.	Engineering Services Considers Hot In-Place Recycling for the RHVP and the Golder Pavement Evaluation from November 2017 to May 2018	433
8.12.1.	Golder Prepares a Proposal for the Golder Pavement Evaluation	435
8.12.2.	Golder Conducts Testing and the Lack of Results Impacts the Resurfacing Schedule	439
8.12.3.	Dr. Uzarowski Reviews a Hamilton Spectator Article About RHVP Collisions	441
8.12.4.	Results of the Golder Pavement Evaluation and Concerns About Feasibility of HIR on SMA	443
8.12.5.	Dr. Uzarowski Has “Side Discussion” About the RHVP Resurfacing with City Staff	443
8.12.6.	Dr. Uzarowski and City Staff Meet to Discuss the Feasibility of HIR on March 9, 2018	445
8.12.7.	Golder Reconsiders the Feasibility of HIR for SMA	451
8.12.8.	Golder Continues Its Assessment of HIR Feasibility	451
8.13.	Mr. Moore Retires from his Role in May 2018	454
8.14.	CIMA Determines That the RHVP EA Does Not Prohibit Continuous Illumination	454

<b>Chapter 9: Public Works Leadership Changes and Discovery of The Tradewind Report in 2018</b>	<b>1</b>
9.1. Overview	2
9.2. The City’s External Legal Counsel Contacts Mr. Moore about the Tradewind Report	3
9.3. The Director of Engineering Services Role Transitions from Mr. Moore to Mr. McGuire	5
9.3.1. Mr. Moore Clears Out and Distributes His Files and Documents	5
9.3.1.1. Mr. Moore Empties his Computer Drive and Email Inbox	6
9.3.1.2. Mr. Moore Uploads the Tradewind Report and Emails about RHVP Friction Testing to ProjectWise	7
9.3.1.3. Mr. Moore Gives Ms. Cameron a Pile of Hardcopy RHVP Documents That Included the 2014 Golder Report	9
9.3.2. Ms. Cameron Tells Mr. McGuire and Mr. Oddi that Mr. Moore Uploaded RHVP Documents to ProjectWise	10
9.4. Updates on the RHVP Resurfacing and HIR Suitability Study from May to August 2018	11
9.4.1. Golder’s Proposal for the HIR Suitability Study	12
9.4.2. Mr. Becke Updates Mr. McGuire on the HIR Suitability Study	13
9.4.3. Media Interest in RHVP Resurfacing and Asphalt Testing	13
9.4.4. Golder Performs Sampling and Contacts the MTO	14
9.4.5. Mr. Becke Receives the Tradewind Report from Golder	15
9.5. The Value for Money Audit	16
9.6. A Confluence of Events Related to RHVP on August 30, 2018	18

9.6.1.	The Work of Traffic Leading Up to the August 30, 2018 Meeting	19
9.6.2.	Mr. McGuire’s Involvement in the Lighting Study in Advance of the August 30, 2018 Meeting	21
9.6.3.	Meeting(s) on August 30, 2018	22
9.6.4.	Mr. McGuire Develops an Interest in Asphalt-Related Information	23
9.6.5.	Mr. McGuire Finds RHVP Friction Testing Information in ProjectWise on August 30, 2018	25
9.6.5.1.	Mr. McGuire Finds Two Emails Related to RHVP Friction Testing	25
9.6.5.2.	Mr. McGuire Contacts Mr. Malone for Assistance Regarding RHVP Friction Testing Results	27
9.6.5.3.	Mr. McGuire’s Understanding of the Friction-Related Information from Mr. Malone	29
9.6.5.4.	Mr. McGuire Asks Mr. Ferguson for the 2015 CIMA Report	30
9.7.	Continued Public Works Projects on the RHVP in September 2018	31
9.7.1.	Traffic Continues to Work on RHVP Collision Reporting	31
9.7.2.	Engineering Services Has Not Decided on a RHVP Resurfacing Method	32
9.8.	Discovery of the Tradewind Report and 2014 Golder Report and Steps Taken Immediately After Discovery	33
9.8.1.	Mr. McGuire Finds an Electronic Copy of the Tradewind Report	34
9.8.2.	Mr. McGuire or Ms. Cameron Finds the 2014 Golder Report and Ms. Jacob Prepares a Summary	35
9.8.3.	Mr. McGuire Does Not Share the Tradewind Report with Traffic	37



9.8.4.	Mr. McGuire Tells a Member of the Public that RHVP Asphalt Testing was “Inconclusive”	38
9.9.	Mr. McGuire Advises Mr. McKinnon, Mr. Soldo, and Legal Services about the Tradewind Report and 2014 Golder Report	39
9.9.1.	Mr. McGuire Tells Mr. McKinnon about the Tradewind Report and 2014 Golder Report	40
9.9.2.	Mr. McGuire Consults with Legal Services	41
9.9.3.	Mr. McGuire Tells Mr. Soldo about the Tradewind Report and 2014 Golder Report	44
9.10.	RHVP-Related Work in October and Early November 2018	46
9.10.1.	Traffic Initiates the CIMA RHVP Roadside Safety Assessment	46
9.10.2.	CIMA’s Work on the Lighting Study	48
9.10.3.	Mr. McGuire Decides to Proceed with Mill and Overlay on the RHVP	53
9.10.4.	RHVP-Related Media Requests Continue and Mr. Becke and Ms. Bell Discuss HIR	54
9.11.	2018 Hamilton Municipal Election	55
	<b>Chapter 10: Events After Hamilton Received FOI 18-189 on November 8, 2018</b>	<b>56</b>
10.1.	Overview	57
10.2.	The Public Works Department Receives FOI 18-189 for Information about RHVP Friction Testing on November 8, 2018	58
10.3.	The City Shifts Gears Following Receipt of FOI 18-189	58
10.3.1.	Mr. McGuire Reports to Certain City Staff	59
10.3.2.	Mr. McGuire Texts Mr. Moore About FOI 18-189	61
10.3.3.	Ms. MacNeil Is Assigned to the FOI 18-189 Response	62
10.3.4.	Ms. Jacob Circulates a Chronology of RHVP-Related Events	63

10.4.	City Staff Consider and Assess the Impact of the Release of the Tradewind Report	64
10.4.1.	Legal Services and Risk Management Consider Release of the Tradewind Report and RHVP Litigation	65
10.4.2.	Other Discussions about the Tradewind Report within Legal Services	68
10.5.	Public Works' Ongoing RHVP-Related Projects and Further Discussions about the Tradewind Report and FOI Request	69
10.5.1.	City Receives a First Draft of CIMA's RHVP Roadside Safety Assessment	69
10.5.2.	Mr. Soldo and Mr. Malone Speak on November 30, 2018	73
10.5.3.	Mr. McKinnon and Mr. McGuire Meet with Mr. Moore on November 27, 2018	74
10.5.4.	Mr. McGuire Contacts Dr. Uzarowski about the Golder Pavement Evaluation Results	77
10.6.	Audit Services Obtains the Tradewind Report	78
10.7.	Public Works and Legal Services Continue Discussing the RHVP and FOI 18-189	81
10.7.1.	Mr. McGuire and Ms. MacNeil Meet on December 3, 2018	81
10.7.2.	Insurance Adjuster Requests RHVP Friction Results	86
10.7.3.	Senior City Staff Meet on December 6, 2018	86
10.8.	City Staff Discuss the RHVP Roadside Safety Assessment and Other RHVP Projects	89
10.9.	Legal Services Retains External Counsel	91
10.9.1.	Legal Services and Mr. Boghosian Connect via Phone on December 7, 2018	91
10.9.2.	Actions by Legal Services Further to the December 7 Call	93
10.9.3.	Mr. McGuire Seeks Permission from Legal Services to Contact CIMA	97

10.9.4. Mr. Boghosian Prepares and Delivers a Draft Opinion Letter	99
10.10. The City Manager and Staff in Legal Services and Public Works Meet on December 14, 2018	107
10.10.1. Staff’s Work in Advance of the December 14 Meeting	107
10.10.2. CIMA Delivers an Advanced Draft of the RHVP Roadside Safety Assessment Report	109
10.10.3. Public Works, Legal Services, and the City Manager Meet on December 14, 2018	110
10.11. Ms. MacNeil Finalizes Her Analysis for FOI 18-189	114
10.12. The Mayor is Told About RHVP Friction Results on December 18, 2018	115
10.13. Contact Between Engineering Services and Golder in December 2018	117
10.13.1. Mr. McGuire and Dr. Uzarowski Arrange to Meet on December 18, 2018	117
10.13.2. Golder’s Findings and Recommendations in the Draft Pavement Evaluation Report	117
10.13.3. Mr. McGuire and Dr. Uzarowski’s December 18 Discussion about the RHVP	119
10.13.4. Engineering Services Receives Golder’s Draft HIR Suitability Study	121
<b>Chapter 11: Disclosure of The Tradewind Report to Council on February 6, 2019 and Post-Disclosure Events</b>	<b>123</b>
11.1. Overview	124
11.2. Staff Prepare for Disclosure in Early and Mid-January 2019	125
11.2.1. City Staff Consider Communications Strategy and Set Date for Disclosure to Council	125
11.2.2. Legal Services and Risk Management Staff Consider the Draft Boghosian Opinion	127

11.2.3.	Mr. McGuire Submits FOI 18-189 Materials to the Access & Privacy Office and Audit Services	129
11.2.4.	Mr. McGuire Follows Up with Dr. Uzarowski about the Pavement Evaluation Report and Other Golder Work in December 2018 and January 2019	130
11.3.	Public Works Staff Prepare Reports and Materials for Disclosure to Council	133
11.3.1.	The City Receives the Final RHVP Roadside Safety Assessment	133
11.3.2.	The City Retains CIMA to Prepare the 2019 CIMA Collision Memorandum	133
11.3.3.	Mr. McGuire and Mr. Soldo Prepare Reports for the Public Works Committee	135
11.3.4.	Mr. Soldo and Mr. McGuire Make Inquiries Regarding Staff Knowledge of the Tradewind Report and Research Friction and Traffic Safety	139
11.4.	Staff Gives Council a “Heads Up” About the Tradewind Report	141
11.4.1.	Legal Services Prepares Report LS19007 for the January 23, 2019, Council Meeting	141
11.4.2.	Ms. Auty Presents Report LS19007 to Council on January 23, 2019	145
11.4.3.	Council’s Questions for Staff Resulting from the January 23, 2019, Council Meeting	147
11.4.4.	Staff Develop an Action Plan	148
11.4.5.	Senior Leadership Meets with Mr. Moore on January 31, 2019	149
11.5.	CIMA is Retained to Review the Tradewind Report and 2014 Golder Report	150
11.5.1.	Calls Between City Staff, Mr. Boghosian, and Mr. Malone on January 30, 2019	150

11.5.2.	CIMA Receives the Tradewind Report, Draft Pavement Evaluation Report, and 2014 Golder Report for the First Time	153
11.5.3.	Call Between City Staff, Mr. Boghosian, and Mr. Malone on February 1, 2019	155
11.6.	City Staff Prepare for the General Issues Committee on February 6, 2019	157
11.6.1.	CIMA Prepares the February 4 CIMA Memorandum	157
11.6.2.	Mr. Boghosian Provides a Final Opinion Letter	163
11.6.3.	Staff Prepare Presentation Materials for the General Issues Committee on February 6, 2019	164
11.7.	The General Issues Committee on February 6, 2019	168
11.7.1.	The Golder and Tradewind Reports	168
11.7.2.	Public Reports Presented at the General Issues Committee on February 6, 2019	169
11.7.2.1.	The Closed Session Presentation	175
11.7.2.2.	The Open Session Presentation	180
11.7.3.	Resolutions Passed at the General Issues Committee on February 6, 2019	180
11.7.4.	The City Issues a Media Release about the Tradewind Report after the General Issues Committee on February 6, 2019	181
11.8.	Events Following Disclosure of the Tradewind Report to Council and the Public	182
11.8.1.	Preservation of Staff Email Inboxes and Network Drives	182
11.8.2.	Discussions Within Risk Management on the Tradewind Report	183
11.8.3.	Golder Delivers Final Golder Pavement Evaluation Report and HIR Suitability Study Report	183
11.8.4.	Mix Selection for RHVP Resurfacing	185

11.8.5.	An Anonymous Letter is Sent to Audit Services	186
11.8.6.	City Staff Learn of the MTO’s 2008 to 2014 RHVP Friction Testing	186
11.8.6.1.	CIMA Reviews the MTO’s 2008 to 2014 RHVP Friction Data	186
11.8.6.2.	City Staff Contact the MTO for Further Friction Testing	187
11.8.6.3.	The MTO Responds to Council’s Request for an Apology	188
11.8.7.	Pre- and Post-Resurfacing Friction Testing on the RHVP and RHVP Resurfacing	188
11.8.7.1.	CIMA Reviews Post-Resurfacing Performance and Friction Data for the RHVP	189
11.9.	Changes to City Processes Following Public Disclosure of Tradewind Report	190
<b>Chapter 12: Findings, Conclusions, and Answers to the Terms of Reference</b>		<b>194</b>
12.1.	Overview	195
12.2.	Some Technical Background	196
12.2.1.	Nominal Safety and Substantive Safety	199
12.2.2.	Features of the RHVP That Increase Friction Demand	200
12.2.2.1.	Geometry	200
12.2.2.2.	Driver Expectations	202
12.3.	Why Was the Tradewind Report Not Shared Amongst City Staff, Council, and the Public Prior to its Discovery in the Fall of 2018?	203
12.3.1.	The Organization and Approach of Public Works to Traffic Safety	203
12.3.2.	The City’s Approach to Traffic Safety	205
12.3.3.	Issues with the 2013 and 2015 CIMA Projects	208



12.3.3.1. Lack of Project Charter or An Appropriate Project Team	208
12.3.3.2. Lack of Information Sharing	209
12.3.3.3. Lack of Collaboration During Report Finalization and Implementation of Countermeasures	210
12.3.3.4. Incomplete Reporting to the PWC	213
12.3.3.5. Mr. Moore's Approach to the Mandate of Engineering Services	216
12.3.3.6. Improper Dealings with Consultants	218
12.3.4. The Tradewind Report and 2014 Golder Report	219
12.3.4.1. The Tradewind Report was Credible and Reliable	219
12.3.4.2. Mr. Moore's Receipt and Understanding of the Tradewind Report	221
12.3.5. Engineering Services Considers Rehabilitation and Then Resurfacing	225
12.3.6. Traffic's Requests for Friction Testing Results	226
12.3.7. Misrepresentations to the Media about Friction Testing	229
12.3.8. Consideration of HIR	230
12.3.9. Mr. Moore's Transition to Retirement	232
12.3.10. Mr. McGuire's Transition to Director of Engineering Services	233
12.4. Answers to Terms of Reference 1, 2, 3, 4, 5, and 13 Relating to Knowledge of and Non-Disclosure of the Tradewind Report in 2014 to 2018	234
12.5. Were Appropriate Steps Taken to Disclose the Tradewind Report to Council and the Public After its Discovery in the Fall of 2018?	242
12.5.1. Staff's Actions From Discovery to Receipt of the FOI Request	243
12.5.2. Response of City Staff After Receipt of the FOI Request	246

12.5.3. The Role of Legal Services in the Preparation for Notification to Council	248
12.5.4. The “Heads Up” Report to Council and CIMA’s Retainer	252
12.5.5. The Presentation to the GIC on February 6, 2019	255
12.6. Answers To Terms of Reference 6, 7, 8, and 9 Relating to The Notification of the Tradewind Report to Council	257
12.7. Why Was the City Not Made Aware of the Prior MTO Friction Tests?	262
12.8. Answers to Terms of Reference 17, 18, 21, 19, and 20 Relating to Lack of Knowledge of the MTO Report	264
12.9. What Effect, If Any, Did the Lack of Awareness of the Tradewind Report and the MTO Friction Testing in 2007 on the Part of City Staff, Council, and the Public, and the Lack of Prompt Implementation of the Recommendations Contained in the Tradewind Report, Have on the Safety of the RHVP?	270
12.9.1. Technical Evidence and Findings	271
12.9.1.1. RHVP Collision Rates and Types of Collisions	271
12.9.1.2. Did Friction Values Contribute to the Accident Experience on the RHVP?	276
12.10. Answers to Terms of Reference 22 and 23 Relating to Friction Standards	289
12.11. Answers to Terms of Reference 16 and 14 Relating to the Reliability of the Tradewind Report	290
12.12. Answers to Terms of Reference 10, 11 and 12 Relating to Safety Implications of the Non-Disclosure of the Tradewind Report	292
12.13. Answers to Term of Reference 24 Relating to Factors that Contribute to Collisions	299
12.14. Recommendations (Terms of Reference 15)	303
12.14.1. Overview	303
12.14.2. Recommendations Specific to Traffic Safety on the RHVP and LINC	305

12.14.3. Recommendations on Delineating the Roles and Responsibilities of City Staff	309
12.14.4. Recommendations on the Culture Within Public Works	309
12.14.5. Recommendations for Information Sharing and Communication Among Staff	310
12.14.6. Recommendations on Staff’s Reporting Obligations	311
12.14.7. Recommendations for Staff Communications with the Media and Public	313
12.14.8. Recommendations on Consultant Engagements and Assignments	314
12.14.9. Recommendations on Staff Reports	317
<b>Chapter 13: Inquiry Process</b>	<b>320</b>
13.1. Overview	321
13.2. Overview of Public Inquiries	321
13.2.1. Purpose of Public Inquiries	321
13.2.2. Differences Between Public Inquiries and Other Legal Proceedings	323
13.3. Establishing the Inquiry	325
13.3.1. Establishment of the Inquiry	325
13.3.2. The Inquiry’s Mandate or Terms of Reference	325
13.4. The Inquiry’s Governing Principles	327
13.4.1. Fairness	327
13.4.2. Efficiency	327
13.4.3. Transparency and Accessibility	328
13.4.4. Proportionality	328
13.5. Rules of Procedure	329
13.6. Participants in the Inquiry: Community Meeting, Participation Requests, Funding, and Other Discussions Regarding Participation	329

13.6.1.	Applications for Participation and Funding	329
13.6.2.	Decisions on Participation and Funding	330
13.6.3.	Other Discussions Regarding Participation	333
13.7.	Preparing for the Hearings	333
13.7.1.	Gathering Documents	333
13.7.1.1.	Document Delivery Protocol	334
13.7.1.2.	Discussions With the City About its Document Summons	334
13.7.1.3.	Review of Documents by Commission Counsel	335
13.7.1.4.	Inquiry Database	335
13.7.1.5.	The City's Production of Documents	335
13.7.2.	Overview Documents	336
13.7.3.	Witness Interviews	338
13.7.4.	Notices of Alleged Misconduct	339
13.7.5.	Public Consultation	339
13.8.	Public Hearings	340
13.8.1.	Schedule of the Hearings	340
13.8.2.	Format of the Hearings	340
13.8.3.	Accessibility of Hearings	341
13.8.4.	Land Acknowledgements and Pronouns on Zoom	342
13.8.5.	Foundational Expert Primers	342
13.8.6.	Examinations	343
13.8.7.	Affidavits	344
13.9.	Claims of Privilege	344
13.9.1.	Background to the City's Claims of Privilege	344
13.9.2.	Timeline of the Privilege Dispute	345
13.9.3.	Resolution of the Privilege Dispute	346

13.10. Involvement of the Office of the City’s Auditor General	349
13.11. Phase 2 of the Inquiry Public Hearings	349
13.11.1. Purpose of Phase 2	349
13.11.2. Delivery of Expert Reports	350
13.11.3. The Phase 2 Hearings	351
13.12. Closing Submissions	352
13.13. Conclusion	353
13.14. Acknowledgments	353
 <b>Appendices</b>	
Appendix A: Letter from Counsel to the City Advising of the RHVPI (April 5, 2019)	357
Appendix B: Letter from Chief Justice Smith Advising of the Appointment of Commissioner Wilton-Siegel (May 3, 2019)	361
Appendix C: Terms of Reference	363
Appendix D: Rules of Procedure for the Red Hill Valley Parkway Inquiry’s Investigation and Public Hearings	368
Appendix E: Sample Application to Participate and Seek Funding	404
Appendix F: Rules Regarding Applications to Participate and Seek Funding	409
Appendix G: Reasons and Decision Concerning Participation and Funding (Commissioner Wilton-Siegel, February 12, 2020)	415
Appendix H: Sample Summons to Produce Documents	434
Appendix I: Inquiry Overview Documents	435
Appendix J: Sample Notice of Alleged Misconduct	437

Appendix K: Sample Summons to a Witness	440
Appendix L: Directions Issued in Response to the City’s Motion for Directions on Privilege Issue (Commissioner Wilton-Siegel, April 25, 2022)	442
Appendix M: Order on Application by the City of Hamilton for Privilege (Hon. Frank Marrocco, August 15, 2022)	444
Appendix N: Ruling on Office of the Auditor General Motion for Directions (Amended) (Commissioner Wilton-Siegel, September 30, 2022)	461
Appendix O: Reasons and Decision on Motions for Leave to File Expert Evidence (Commissioner Wilton-Siegel, December 14, 2022)	477
Appendix P: Index of Certain Referenced Individuals	485
Appendix Q: Select Entities, Defined Terms, and Abbreviations and Acronyms	498
Appendix R: Inquiry Personnel	505
Appendix S: Inquiry Statistics	506



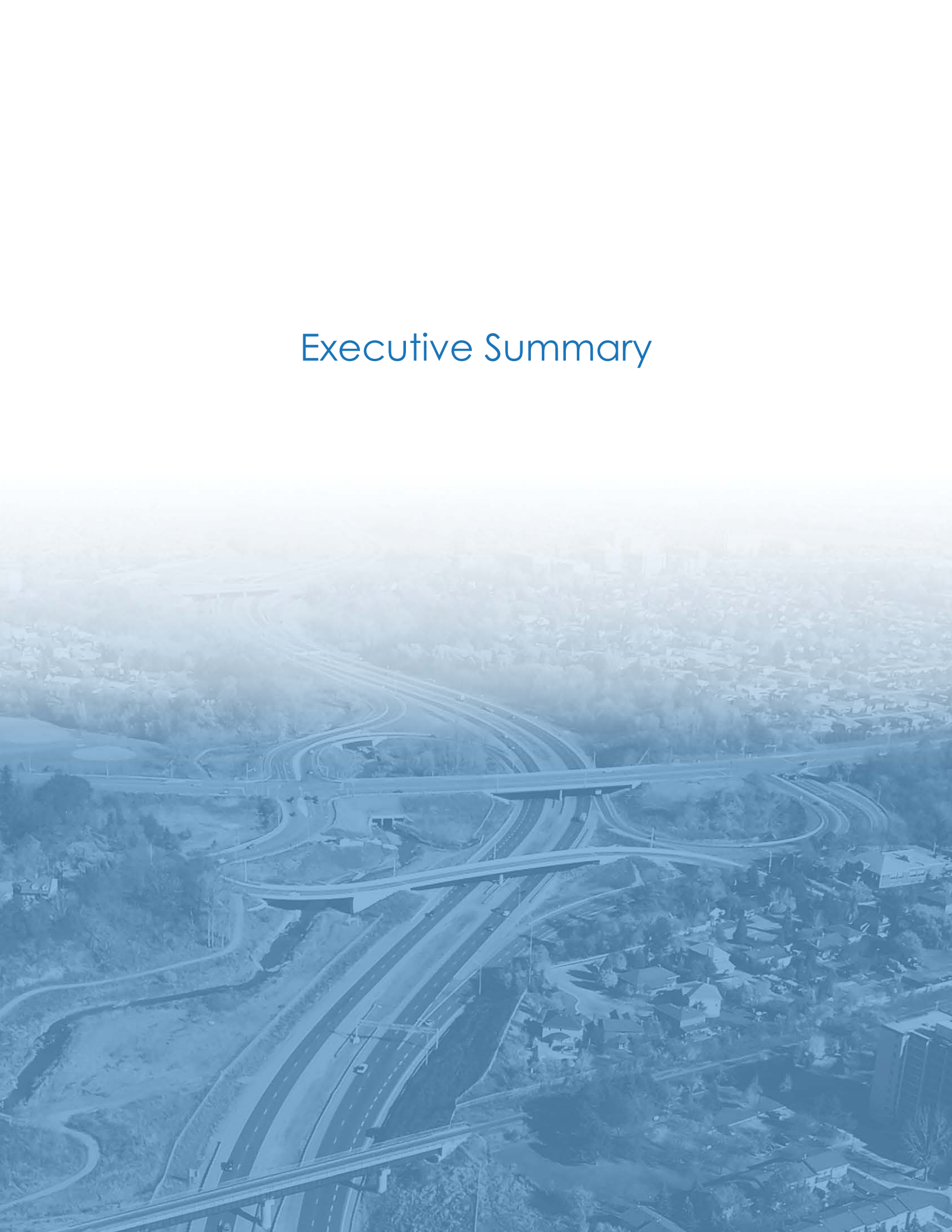
**Index List of Figures**

Figure 1a:	Conventional Deep Strength and Perpetual Pavement Designs	81
Figure 1b:	Aggregate Structure of SMA and Conventional Dense-Graded HMA	84
Figure 1c:	Visual Representation of Microtexture and Macrotexture	91
Figure 1d:	UK Investigatory Levels in Place as of November 2013	102
Figure 1e:	US State Investigatory or Intervention Levels	104
Figure 1f:	Excerpt from 1985 MTO Design Guide, Minimum Curve Radius	121
Figure 1g:	Interchange and Ramp Spacing Definitions	122
Figure 2a:	1982 Map for the Mountain East-West and North-South Transportation Corridors	127
Figure 2b:	Red Hill Valley Parkway Preliminary and Design Reports: 1990, 2003, and 2006	137
Figure 2c:	Annotated RHVP Detailed Design Drawings, Parts A, B, C	142
Figure 2d:	Curve Radii of RHVP Mainline Curves	146
Figure 2e:	RHVP Interchange Spacing	148
Figure 2f:	RHVP Perpetual Pavement Design	158
Figure 3a:	2007 RHVP Friction Results	192
Figure 3b:	Detailed 2007 RHVP Friction Results	192
Figure 3c:	2008 RHVP Friction Results	201
Figure 3d:	2009 RHVP Friction Results	204
Figure 3e:	2008 and 2009 RHVP Friction Results, Comparison	204

Figure 3f:	2010 RHVP Friction Results	206
Figure 3g:	Adjusted 2010 RHVP Friction Results	210
Figure 3h:	2011 RHVP Friction Results	210
Figure 3i:	2012 RHVP Friction Results	211
Figure 3j:	2014 RHVP Friction Results	214
Figure 3k:	2008 to 2014 Friction Values, Northbound Lane 1	215
Figure 3l:	2008 to 2014 Friction Values, Northbound Lane 2	215
Figure 3m:	2007 to 2014 Friction Values, Southbound Lane 1	216
Figure 3n:	2007 to 2014 Friction Values, Southbound Lane 2	216
Figure 3o:	2008 and 2014 RHVP Friction Results, Comparison	217
Figure 3p:	Trajectory of RHVP Friction Results	217
Figure 4a:	Overview of Sections Within Engineering Services	235
Figure 4b:	Overview of the Roads & Maintenance Section	238
Figure 4c:	City of Hamilton Mayor and City Councillors, 2001 to 2022	250
Figure 5a:	Map of the LINC	257
Figure 6a:	RHVP Study Area from the 2013 CIMA Report	278
Figure 6b:	Segments in the 2013 CIMA Report Study Area	288
Figure 6c:	List of Identified Countermeasures in the 2013 CIMA Report (Overall Study Area)	290
Figure 6d:	Sections of the RHVP and LINC Surveyed by Tradewind	300

Figure 6e:	Slide Related to RHVP Friction Testing Results in Mr. Dzieziejko's January 2014 Presentation	314
Figure 6f:	UK Investigatory Levels Table Included in the Tradewind Report	317
Figure 6g:	Friction Values from Tradewind's Eastbound LINC and Northbound RHVP Test Runs	318
Figure 6h:	Friction Values from Tradewind's Westbound LINC and Southbound RHVP Test Runs	319
Figure 6i:	Friction Values from Centreline Reference LINC and RHVP Test Runs	320
Figure 6j:	Summary of RHVP Ramp Friction Results	322
Figure 7a:	Study Area in the 2015 CIMA Report	351
Figure 7b:	Results of CIMA's Speed Studies Included in 2015 CIMA Report	359
Figure 7c:	Countermeasures Summary Table from Draft 2015 CIMA Report	360
Figure 11a:	1997 TAC Pavement Design and Management Guide Friction Criteria Table, included in Final Pavement Evaluation Report	184
Figure 12a:	Plotting of May 2019 ARA Test Results, Southbound Lanes	278
Figure 12b:	Plotting of May 2019 ARA Test Results, Northbound Lanes	279
Figure 12c:	Plotting of 2013 Tradewind and 2019 Englobe Results	280
Figure 12d:	Plotting of Converted Tradewind and Englobe Results	281

# Executive Summary



## Introduction

The Red Hill Valley Parkway (the “RHVP”) is a municipal urban freeway that runs through the Red Hill Valley, part of the Niagara Escarpment. The RHVP connects at the south end to the Lincoln M. Alexander Parkway (the “LINC”). The RHVP and the LINC were designed, constructed, and are owned by the City of Hamilton (the “City”). The RHVP and the LINC remain the only freeway infrastructure projects built by the City; together they form an approximately 19 km continuous connection between Highway 403 and the Queen Elizabeth Way (“QEW”), which are provincial highways owned and operated by the Ontario Ministry of Transportation (the “MTO”).

Almost as soon as the RHVP opened in 2007, City councillors began receiving complaints about driving conditions on the RHVP. These complaints related principally to an inability to see pavement markings and roadway delineators, particularly in the dark or during inclement or snowy weather conditions, and a lack of lighting on certain portions of the RHVP. Some complaints also raised the issue of potential or perceived slipperiness of the road surface. The RHVP had its first fatal collision in 2012, and its second in 2015. By 2018, seven people had died in collisions on the RHVP.

As early as 2013, councillors pressed for measures to investigate and improve the driving experience on the RHVP. This included multiple directions from the City’s Public Works Committee (“PWC”), a standing committee of the Hamilton City Council (“Council”), and the retainer of CIMA+ (“CIMA”), a traffic safety consultant, on several occasions to prepare a safety review of the RHVP, including by conducting a collision analysis. CIMA’s reviews consistently revealed, among other things, a high proportion of wet surface collisions and single motor vehicle collisions. Beginning in 2013, CIMA identified various countermeasures to reduce the number and severity of accidents on the RHVP including changes to pavement markings, reflectors and signage, enhanced lighting, installing median barriers, and conducting friction testing, among others.

Between 2013 and 2018, the City, through its traffic safety staff (the “Traffic group” or “Traffic”<sup>1</sup> within the Public Works department), implemented the changes to the pavement markings, reflectors, and signage CIMA had recommended. There was also a significant push from staff in the Traffic group and the Hamilton Police Service to curb speeding, which the Traffic group presented as a principal explanation for the collision experience on the RHVP. Public Works staff recommended the deferral of larger, more expensive countermeasures, including increased lighting on the RHVP and the installation of median barriers. Throughout the period from 2014 to 2019, there was increasing public and media attention on the collisions and fatalities on the RHVP, including questions about whether the RHVP’s pavement surface was a contributing factor to collisions on the parkway and requests from the media about friction testing results.

In 2016, the Engineering Services division of the Public Works department, under the Director of Engineering Services, Gary Moore, decided to complete surface treatment rehabilitation of the RHVP. In 2017, the surface treatment rehabilitation shifted to a more intensive resurfacing of the RHVP. In late 2017 and into 2018, Engineering Services considered the feasibility of a resurfacing method referred to as hot in-place recycling (“HIR”), instead of a more traditional mill and overlay resurfacing (which involves milling the top asphalt layer and replacing it with new asphalt material). Engineering Services was still assessing the method that would be used for the resurfacing when Mr. Moore retired in May 2018. By August 2018, the resurfacing was anticipated for 2019.

With this history as a background, in January and February 2019, City staff advised Council that, in September 2018, Gord McGuire, the new Director of Engineering, had found two reports, one prepared in January 2014 by Tradewind Scientific Ltd. (“Tradewind” and the “Tradewind Report”) and a second report from Golder Associates

---

<sup>1</sup> The “Traffic group” or “Traffic” refers to the Traffic Operations & Engineering group. As set out in greater detail in Chapter 4, from late 2012 or early 2013 until 2017, the Traffic group was a group within the Energy, Fleet & Traffic section of the Corporate Assets & Strategic Planning division of Public Works. In 2017, the Traffic group became a section in the Transportation division and in 2018, it was transferred to the Roads & Traffic division. In February 2019, the Traffic section was renamed Transportation Operations in the Transportation Operations & Maintenance division. For purposes of the Executive Summary, I refer to the Traffic Operations & Engineering group (and, on occasion, the supervisors of this group) as “Traffic”, “Traffic staff”, or the “Traffic group”.



Ltd. (“Golder”), who had acted as the City’s Quality Assurance consultant for the RHVP paving, on the state of the RHVP after six years of operation (the “2014 Golder Report”) to which the Tradewind Report was appended. Mr. Moore commissioned both reports in 2013 and received them in 2014.

The Tradewind Report reported the results of testing of the friction levels on the LINC and the RHVP conducted in 2013. The Tradewind Report found that, while the average friction levels on the LINC were generally comparable to or above an investigatory standard used in the United Kingdom, the friction levels on the RHVP were generally below or well below that standard. The Tradewind Report also recommended that a more detailed investigation be conducted, and possible remediation be considered to enhance the surface texture and friction characteristics of the RHVP. The 2014 Golder Report stated that, although the friction levels in 2013 were higher than when friction had been measured in 2007 immediately after construction of the RHVP, Golder considered them to be relatively low. The 2014 Golder Report recommended treatment methods to fix cracking on the RHVP, which would also address the low friction levels.

Two considerations motivated City staff to notify Council of the Tradewind Report in January and February 2019. First, Mr. Moore had not provided the Tradewind Report or the 2014 Golder Report to anyone else in Public Works after his receipt of them in early 2014, despite requests for information about friction testing from City staff and from the media. Significantly, during his tenure, Mr. Moore had made comments and representations to Council, staff in Public Works, and the media about the friction levels on the RHVP and friction testing results which were inconsistent with and/or contradicted by the findings and recommendations in the Tradewind Report. Second, in November 2018, the City received a freedom of information (“FOI”) request seeking documents relating to friction testing and asphalt testing to which these reports would be responsive. This development immediately elevated the priority to advise Council of the Tradewind Report before it was released to the FOI requestor.

Council was advised of the Tradewind Report at a closed session on January 23, 2019, and received a more comprehensive briefing on February 6, 2019. At the meeting on February 6, 2019, Council directed staff to release the Tradewind Report to the public that evening, together with a public apology to Council and the public regarding the Tradewind Report and the manner and timing of its disclosure.

Shortly after the Tradewind Report was disclosed publicly, City staff learned that the MTO had conducted friction testing on the RHVP between 2008 and 2014, in addition to friction testing the MTO had completed in 2007. At the time the Tradewind Report was discovered and disclosed, City staff were unaware that the MTO had conducted friction testing on the RHVP between 2008 and 2014, or of the test results.

## The Inquiry Mandate

As a result of the disclosure to Council, Council initiated this Inquiry, established the Terms of Reference of the Inquiry consisting of 24 questions by a resolution passed on April 25, 2019,<sup>2</sup> and requested the appointment of a judge to conduct a judicial inquiry pursuant to section 274(1) of the *Municipal Act, 2001*.<sup>3</sup> I was subsequently appointed as the Commissioner of the Inquiry in May 2019.

Public inquiries serve a variety of important functions. As the name suggests, they are inquisitorial in nature, with a fact-finding mission, held in public, and run by an independent non-partisan commissioner. They aim to bring clarity about the precipitating event(s) to the entity that calls the inquiry, to the public, and in this case, to those who have been personally affected by accidents on the RHVP or who have questioned the safety of the RHVP for many years.

My mandate as Commissioner was strictly defined by the Inquiry's Terms of Reference and the questions that Council requested that I address. These questions can be distilled into five broad categories, which were undoubtedly in the minds of the public and City councillors when the Inquiry was called:

- 1) Why was the Tradewind Report not shared amongst City staff, Council, and the public prior to its discovery in the fall of 2018?
- 2) Were appropriate steps taken to disclose the Tradewind Report to Council and the public after its discovery in the fall of 2018?

---

<sup>2</sup> The full list of the questions set out in the Terms of Reference is contained in Appendix C.

<sup>3</sup> *Municipal Act, 2001*, SO 2001, c 25.

- 3) Why was the City not made aware of the prior friction testing of the RHVP conducted by the MTO in 2007?
- 4) What effect, if any, did the lack of awareness of the Tradewind Report and the MTO friction testing in 2007 on the part of City staff, Council, and the public, and the lack of prompt implementation of the recommendations contained in the Tradewind Report, have on the safety of the RHVP? Were drivers on the RHVP put at risk as a result of the non-disclosure? Did friction levels contribute to motor vehicle accidents on the RHVP, and what other factors, including driver behaviour, lighting, and weather conditions, contributed to such accidents?
- 5) What changes should the City make as a result of the answers to the questions above?

## The Inquiry Process

To answer the 24 questions set out in the Terms of Reference, the Inquiry proceeded in several phases: an investigation phase involving document gathering, interviews, and the preparation of extensive Overview Documents; a public hearings phase over 78 hearing days for Phase 1 (which focused on fact evidence) and six days for Phase 2 (which focused on governance and technical expert evidence); and the preparation of this Report. Four entities — the City, Golder, Dufferin Construction Company (“Dufferin”), and the MTO — had formal participation status, and I encouraged non-participants, including those affected by collisions on the RHVP, to be involved in other ways.

Some of the specific 24 questions — regarding who had knowledge of the Tradewind Report and the 2007 MTO friction testing and when, and what reports concerning the RHVP were commissioned over time — were relatively straightforward. However, the answers to most of the questions posed in the Terms of Reference were complex, involved a broad timeframe to consider, and necessitated significant factual evidence.

As set out below, the question of why the Tradewind Report was not disclosed to Council until 2019 was not simply the result of one person’s actions but had much to do with a culture within Public Works that did not require collaboration among its divisions

in respect of traffic safety on the RHVP. The Inquiry therefore dealt with the conduct of particular individuals, and with issues of interpersonal dynamics, workplace culture, and systemic gaps regarding the division of responsibility within Public Works as it related to traffic safety on the RHVP, and between Public Works and Legal Services following the discovery of the Tradewind Report in 2018<sup>4</sup>. On these issues, the Inquiry benefitted from the expertise of Janice Baker<sup>5</sup> on issues regarding the best practices for the management and governance of municipalities.

In addition, the Inquiry was tasked with answering questions of a highly technical nature regarding the construction of highways, traffic safety principles, and the role of friction as a potential contributor to accidents. These questions required a basic understanding of the science of pavement friction and friction measurement, traffic safety practices, the design and construction of the RHVP, and the recommendations of the City's consultants and the actions taken by Public Works staff between 2013 and 2018 to address the emerging collision patterns on the RHVP and pavement-related issues. In this regard, the Inquiry benefitted from the technical assistance of the experts retained by the Inquiry, Dr. Gerardo Flintsch<sup>6</sup> and Russell Brownlee,<sup>7</sup> and the experts of the participants, David Hein,<sup>8</sup> Dewan Karim,<sup>9</sup> and Dr. Hassan Baaj.<sup>10</sup> In addition, the Inquiry heard from several current or former CIMA staff as fact witnesses, regarding their involvement in a number of RHVP-related consulting reports for the City.

---

<sup>4</sup> A complete list of the individuals referenced in the Inquiry is contained at Appendix P.

<sup>5</sup> At the time of her opinion, Ms. Baker was the Chief Administrative Officer for the Region of Peel.

<sup>6</sup> Dr. Flintsch is the Director of the Center for Sustainable and Resilient Infrastructure at Virginia Tech Transportation Institute and the Dan Pletta Professor of Engineering in the Via Department of Civil and Environmental Engineering at Virginia Polytechnic Institute and State University.

<sup>7</sup> Mr. Brownlee is the President and Transportation Safety Engineer at True North Safety Group.

<sup>8</sup> Mr. Hein is the President and Principal Engineer at 2737493 Ontario Limited, and the City's expert in the Inquiry.

<sup>9</sup> Mr. Karim is the Practice Lead of the Transportation Engineering & Safety Group at 30 Forensic Engineering, and the City's expert in the Inquiry.

<sup>10</sup> Dr. Baaj is the Director of the University of Waterloo's Centre for Pavement & Transportation Technology, and Golder's expert in the Inquiry.

The Inquiry had the benefit of hindsight, and the experts who appeared before it had years of data to ground their opinions and analysis. Some information and technical findings were a product of the Inquiry's processes; City staff and consultants did not have this information prior to 2019. Although I relied on these experts to assist me in forming my conclusions below and in this Report, I have attempted to avoid imposing the expertise of the technical experts on individual members of the Public Works department where it was not warranted or importing hindsight knowledge onto those who had responsibility for the safety of the RHVP over time.

A judicial inquiry cannot make findings of civil or criminal liability, nor conclusions that any individual has breached any legal standard that would entail civil or criminal liability or professional discipline. Determining conclusions of civil or criminal liability is a matter for the courts in the context of specific civil or criminal proceedings. For this reason, I have not determined whether any conduct constitutes "negligence", as posed in two of the questions in the Terms of Reference, which would require conclusions in law. Similarly, to the extent "malfeasance" involves a legal conclusion, I have not addressed that term. Where terms such as "responsible", "failure", or "standards" are used in this Report, I intend their plain non-legal meaning rather than to give these words the meaning they would have in a civil or criminal proceeding or to imply any conclusions in law. As Justice Bélanger aptly stated in the *Report of the Elliot Lake Commission of Inquiry*, an inquiry's "dissection and analysis of past events, its quest for expert opinion, and its examination of best practices have only one purpose: to put forward an opinion, in the form of recommendations, on how best to improve the current situation."<sup>11</sup>

## The Content of the Report

To answer the questions set out in the Terms of Reference, this Report is necessarily lengthy and detailed. This Executive Summary does not capture all of the findings contained within my Report, much less all of the evidence behind those findings, nor the totality and nuances of my conclusions or rationale for my recommendations, which are both set out in Chapter 12. I encourage readers to review the full report, which is organized as follows.

---

<sup>11</sup> *Report of the Elliot Lake Commission of Inquiry, Executive Summary* (Queen's Printer for Ontario: Ministry of the Attorney General, 2014) (Paul R. Bélanger) at 4.

The first four chapters set out important background information. Chapter 1 sets out a basic introduction to a number of technical topics, including the surface course used on the RHVP, the science of pavement-tire friction and how it is measured on highways in Ontario including by the MTO, and certain traffic safety concepts and highway design considerations relevant to traffic safety on the RHVP. This was necessary given the breadth of the Terms of Reference regarding the factors that cause collisions. Chapter 2 addresses the design and construction of the RHVP and provides an overview of the design and geometric features on the RHVP mainline that are significant for traffic safety purposes. Chapter 3 describes the friction testing that the MTO conducted on the RHVP in 2007 and between 2008 and 2014. Chapter 4 provides an overview of the City's governance structure and operational organization, with particular attention to the departments, divisions, sections, and key staff thereof, and external consultants retained by the City, who had a role in managing and maintaining the RHVP or who were otherwise the subject of this Inquiry's mandate.

Chapters 5 through 10 review, in chronological order, the actions taken by City staff, principally members of the Traffic group and the Engineering Services division regarding RHVP-related matters, including Public Works' retainers of Golder to assess the pavement condition and of CIMA to address traffic safety, and discussions regarding rehabilitation and resurfacing of the RHVP. Chapters 9 and 10 also describe the circumstances under which Mr. McGuire found the Tradewind Report. Chapter 11 describes the actions of staff from Public Works, Legal Services, and Communications to bring the Tradewind Report and other RHVP-related matters to Council in January and February 2019.

Chapter 12 sets out certain findings and my overall conclusions relevant for the Terms of Reference and the Recommendations. It then sets out my answers to the specific questions posed in the Terms of Reference and is followed by my Recommendations. Chapter 13 concludes the Report with an overview of the Inquiry process.

## Significant Findings and Conclusions of the Report

The following findings and observations are important for understanding the City's approach to traffic safety on the RHVP, particularly from 2013 to 2019. They also inform the answers to the Terms of Reference and the Recommendations that are set out in Chapter 12.

### Design of the RHVP<sup>12</sup>

There are no mandatory requirements for the design and construction of limited access municipal freeways in Ontario. There are instead guidelines and best practices, and requirements that municipalities can adopt if they choose to do so. The applicable design manuals provide the starting points of any design, but there is always latitude to deviate from the guidance in specific situations and combinations of situations. In some cases, it may also be necessary to depart from a particular guideline in order to meet other project objectives and constraints.

Compliance with the prevailing design standards does not ensure that a roadway will be safe. Nor does the need to apply exceptions to those standards imply that a roadway will be unsafe. The safety of a highway must be monitored and assessed on a continuous basis with its collision experience measured over a long enough time period to provide a high level of confidence that the observed collision experience is a true representation of the expected safety characteristics of that location or highway. As addressed below this is the concept of a "substantive safety" approach, as distinct from a "nominal safety" approach, which simply assesses compliance with minimum standards and/or guidelines. The substantive or long term safety performance of a roadway does not always directly correspond to its level of nominal safety, even if all geometric design criteria are met.

The RHVP was designed to follow the contours of the Red Hill Valley and constructed to accommodate the existing arterial roads crossing the Red Hill Valley. The RHVP

---

<sup>12</sup> The design and construction of the RHVP, its challenging geometry, and the impact on traffic safety are described in Chapters 1, 2, and 12.

was designed and constructed in accordance with prevailing design guidelines in Ontario (with one qualification regarding a feature of one curve that it is not possible to assess, and with certain permitted design exceptions described below). However, the design of the RHVP has features that make some sections particularly challenging to drive. These include:

- The RHVP design speed is 100 km/h and, until 2019, the entire RHVP mainline had a posted speed limit of 90 km/h. Both of these speeds were within the permissible range of the design guidelines, but the 10 km/h differential between them was less than the desirable 20 km/h difference recommended by the design guidelines.
- There are three sequential curves in the section between the Greenhill Avenue and Queenston Road interchanges, two of which are at or close to the minimum curve radii permitted under the design guidelines.
- The design guidelines permit deviations from the recommended interchange spacing, which is not uncommon with urban freeways due to existing arterial roads. In this regard, the spacing of all but one of the six RHVP interchanges, including between the Greenhill Avenue, King Street, and Queenston Road interchanges, reflects the application of such exceptions.
- Similarly, three of the “weaving distances” on the RHVP (the spacing between on ramps and off ramps) are below the recommended minimum in the design guidelines and correspond with the two most closely spaced interchanges and the three sequential curves between the Greenhill Avenue and Queenston Road interchanges described above.
- The RHVP has non-continuous decision point lighting, which is located at the exit ramp of each interchange. Accordingly, each RHVP exit ramp and their surrounding area(s) are lit, but ramps entering onto the RHVP and the RHVP mainline itself are not lit. The RHVP’s lighting configuration is identical to the LINC’s.

In summary, the section from Greenhill Avenue to Queenston Road brings together closely spaced interchanges and weaving sections in succession with tight curves



that motorists need to navigate and, prior to the speed reduction, an atypical but permissible difference between the posted and design speeds. Individually and collectively, these elements of the RHVP design may result in what are known as “expectancy violations” for some drivers leading to poor decision making. There is a correlatively higher friction demand required for execution of maneuvers in that area.

## Construction of the RHVP

Two features of the RHVP’s pavement were innovative in a municipal context. Both were relevant to the Inquiry’s mandate.

First, the RHVP was constructed using a perpetual pavement structure, which is intended to last longer than traditional pavement structures. The choice of a perpetual pavement structure was a reasonable one.

Second, the RHVP surface was paved with a stone mastic asphalt (“SMA”) layer which differed from more traditional surface courses. Gary Moore, then working within the Red Hill Valley Project Office, and the City’s Quality Assurance consultant, Golder, and Mr. Moore’s primary contact at Golder, Dr. Ludomir Uzarowski, were involved in the selection and assessment of the RHVP SMA during design and construction.

The paving contractor, Dufferin, sourced the coarse and fine aggregate used in the SMA surface course from the quarry of its affiliate, Demix Agrégats, located just outside of Montreal, Quebec. This was the first time the Demix aggregate had been used in Ontario. The MTO requires aggregates used in the construction of roads to be tested and pre-qualified for their frictional qualities before use in provincial highways. Prior to the RHVP’s construction, the Demix aggregate was not on the MTO’s Designated Sources for Materials list of pre-qualified aggregates. However, based on the testing information pertaining to this aggregate, the Demix aggregate was expected to provide a good frictional performance and was suitable for use in the SMA surface course of the RHVP.

The Inquiry did not receive any evidence that indicated that the frictional or other characteristics of the Demix aggregate were inadequate at the time of construction of the RHVP. In addition, although there were some construction deficiencies disclosed

by the various asphalt test results taken at the time of paving relating to the mix design, compaction, and gradation, the evidence established that these were unlikely to have adversely affected the frictional qualities of the RHVP. The use of SMA, in itself, did not give rise to any friction issues on the RHVP.

## A Comparison of the MTO and City Approaches<sup>13</sup>

Traffic safety is one of the highest responsibilities of a traffic authority, municipal or otherwise. Before the mid-1990s, a “nominal safety” approach, described above, assumed that a “road designed to meet minimum standards would be ‘safe’.” This is no longer an acceptable road safety assumption within the traffic safety community. Traffic safety on an urban expressway is not determined solely by compliance with the design standards and guidance in effect at the time of design of that expressway.

Rather, traffic safety requires a “substantive safety” approach. Even a roadway that is nominally safe (that is, all design elements meet design criteria) is not automatically substantively safe or vice versa. Despite complying with geometric design guidelines or standards, specific sections of a highway could still experience higher collision volumes due to various local constraints or conditions that were not included in the typical condition or geometric design details developed in industry documents. It is necessary to monitor traffic safety on an ongoing basis as usage on an expressway is a dynamic factor changing over time. A comprehensive traffic safety approach requires ongoing data collection and analysis and routine consideration of all factors that may contribute to collisions on a roadway to assess and reduce collisions. These factors include highway geometry, the location of interchanges and ramps, driver expectations, design and posted speeds, illumination, signage and roadside devices, pavement markings and other retroreflective safety devices, and the physical structure of the roadway, including the pavement structure, design, and materials.

The Inquiry heard evidence about the MTO’s approach to assessing collision issues on provincial roads and to identifying when friction could be involved as a contributing factor. This evidence was instructive. As noted above, the MTO requires that the aggregate used in the construction of MTO roads be pre-qualified for its frictional

---

<sup>13</sup> The MTO’s approach is set out in Chapter 1 and referenced in Chapter 12. Traffic safety principles are set out in Chapter 1 and both approaches are referenced in Chapter 12.

qualities, that is, tested before inclusion on the MTO list of Designated Sources for Materials. In addition, and more importantly for the purposes of this Inquiry, the regional offices of the MTO regularly monitor accident statistics to identify issues such as abnormal collision experiences in the provincial road system. They then conduct a detailed investigation to isolate the potential contributing factors to any such experience, which may include friction testing. Based on this investigation, the MTO then determines whether to apply countermeasures that respond to the identified contributing factors.

The City's approach to traffic safety on the RHVP during the relevant period for the Inquiry, being 2008 to 2019, did not follow the MTO's proactive approach. Instead, it was primarily reactive. Between 2011 and 2017, the City did not have a regularized system for analyzing collisions and identifying potential contributing factors to accidents in high collision areas on a comprehensive basis. Rather than proactively identifying areas of concern, traffic safety on the RHVP was generally addressed as an *ad hoc* response to particular issues raised by Council, the PWC, or public complaints.

Moreover, there does not appear to have been an understanding within Public Works that traffic safety was a shared responsibility of several divisions of Public Works. Although Gerry Davis, the General Manager of Public Works until the spring of 2016, testified that Public Works practised cooperation and collaboration between the divisions during his tenure, the evidence indicated otherwise in respect of the approach to traffic safety on the RHVP. The absence of a sense of a shared responsibility and a comprehensive approach to traffic safety presented itself in two related ways.

First, there was no Public Works division, staff, or director responsible for the overall safety of the RHVP, and this continued over the course of various organizational changes within Public Works. The responsibility for maintenance, operation, and traffic safety on the RHVP was allocated amongst divisions, sections, or groups within Public Works, with clear "siloes" delineation. Engineering Services was generally responsible for the physical roadway, which included the pavement surface except roadside structures, its Street Lighting & Electrical group was responsible for illumination, and its Asset Management section was responsible for assessing road infrastructure. The Roads & Maintenance division was responsible for more routine maintenance of the parkway. Traffic safety — principally matters that affected driver

behaviour such as pavement markings, signage, and posted speed limits, rather than the physical structure of the roadway — was the responsibility of the Traffic group, which fell under a different division. The Traffic group was required to assume responsibility for matters beyond the usual expertise and experience of those with traffic safety responsibility for the local roads and arterial roadways of the City. Traffic did, however, engage an external consultant, CIMA, to complete various traffic safety reports.

In order for a municipality to function and appropriately manage a major infrastructure asset, there needs to be an allocation of responsibilities amongst divisions and staff who have the requisite expertise. The City's allocation within Public Works for the RHVP and LINC reflected a delineation of responsibility in roadway infrastructure between the physical structure of the roadway and the traffic safety elements that principally affect driver behaviour that is, in part, structural. There is a division of skills, training, and expertise in traffic safety and in pavement materials, including within the consultant community. Generally speaking, for matters pertaining to surface friction, while traffic safety experts are aware that low friction can in some circumstances present a safety issue, they do not have a deep understanding of the science of friction or of how to interpret friction test results. Also generally speaking, if pavement and materials experts (who specialize in asphalt mixes, aggregates, and pavement design), like Golder, are conversant in friction testing and the interpretation of friction testing results, they do not necessarily know how to apply those results to the traffic safety context.

Second, and related to the first, the Traffic group and the Engineering Services division each viewed themselves as responsible only for the specific matters within their own areas of allocated responsibility. While a division of responsibilities may be appropriate for other arterial roads and residential streets, it is not effective for an urban expressway, especially in the absence of an individual who was designated to address issues of collective responsibility where there was a lack of information sharing between divisions.

The absence of a sense of a shared responsibility and of a comprehensive approach to traffic safety was further constrained by the approach of Mr. Moore to traffic safety on the RHVP. During his tenure as Director of Engineering Services, Mr. Moore did

not view traffic safety as being included within the mandate of Engineering Services. In addition, having been directly involved in the design and construction of the RHVP, Mr. Moore had the strongly held view that the RHVP was at least as safe as any comparable roadway because it had been designed according to the prevailing design standards using a quality aggregate and a premium surface course. In his view, any abnormal accident experience was attributable to driver behaviour, especially excessive speeding. Thus, from his perspective, there was no need for significant changes to the RHVP to respond to traffic safety concerns, especially in respect of the pavement, illumination, or other changes that would fall to Engineering Services to investigate, program, or implement. Indeed, he believed that doing so could have liability consequences for the City. Mr. Moore expressed these views, aggressively at times, to staff in the Traffic group in respect of friction testing, including challenging the utility or need for traffic safety countermeasures relating to friction testing, median barriers, and changes to lighting.

## Friction and Friction Standards (Answers to Terms of Reference Questions 22 and 23)<sup>14</sup>

It is important not to place inordinate emphasis on friction as a potential contributing factor to accidents on the RHVP. However, an understanding of friction demand and its possible contribution to collisions is necessary for the purposes of this Report, as the Inquiry was triggered by the disclosure of the Tradewind Report which dealt specifically with friction levels on the RHVP.

The friction level and texture of a pavement surface are important components of the highway-related conditions that influence traffic safety. Deficient friction is seldom the main cause of a collision, but low friction levels can be a contributing factor in the presence of other contributing circumstances in particular situations. Studies over the years have repeatedly shown that sites with low friction have more collisions than sites with high friction. Recent studies have found that both dry and wet collision rates increase with decreasing friction levels, though the impact is higher on wet road collisions than on dry road collisions.

---

<sup>14</sup> See Chapter 1 for more information on friction standards and the relationship to traffic safety.

What constitutes adequate friction in practice varies from roadway to roadway and from section to section within an individual roadway. Whether a road has adequate friction (skid resistance) and whether friction levels contribute to collisions are therefore questions to which there are no simple answers. In broad terms, an effective approach to ensuring adequate pavement friction requires policies and practices in the design and construction of a highway, a management program involving the monitoring of the collision experience of the highway, and a policy to identify and respond to potentially unsafe roadway surfaces in a timely fashion if low friction is determined to be a contributing factor to the collision experience.

Questions 22 and 23 of the Terms of Reference ask specifically about roadway friction standards in Ontario and their public availability.<sup>15</sup> There is no formal standard for acceptable levels of friction on a roadway in Ontario. The MTO does not publish any friction measurement standards or friction level investigatory limits in respect of highways in Ontario. The MTO also does not broadly share its friction data externally as a rule, although on occasion MTO friction data may be published or shared in technical papers and industry presentations. While there is no formal MTO directive governing responses to friction-related inquiries, in practice MTO staff appear to have limited their responses to generic, high-level information, avoiding the provision of specific information regarding friction results on specific MTO highways, any MTO views regarding appropriate threshold levels, and any interpretation of friction results.

The MTO locked-wheel friction testing generates friction levels referred to as friction numbers (“FN”) on a scale of 100. There are other devices to test friction which use different measurement scales, including the GripTester which was used by Tradewind when it conducted its testing in 2013.

---

<sup>15</sup> Questions 22 and 23 ask: **22) What is the standard in Ontario, if any, with respect to the acceptable levels of friction on a roadway? 23) Is information with respect to the friction levels of the roadways in Ontario publicly available?** See Chapter 1 for a further explanation of the MTO’s uses of FN30, and Chapter 12 for a complete answer to Questions 22 and 23.

When testing is conducted for the purposes of qualifying an aggregate for the MTO's Designated Sources for Materials list, the MTO uses a guideline of FN30 as a performance measure for the aggregate under review. Aggregates used in pavements with friction results of FN30 or above are generally considered satisfactory for initial and continued listing on the MTO's list, provided the aggregates also satisfy all of the other requirements. However, in this context, the MTO does not look at friction demand issues that might render otherwise acceptable friction levels insufficient for the demand in certain locations. It looks only to the overall average FN of the segment tested or, in some cases, the results for a comparator control strip, in which event, it is the relative rather than the absolute result that is meaningful.

For traffic safety purposes, where an MTO regional office has requested friction testing after conducting an investigation to isolate the potential contributing factors to abnormal collision experiences, the MTO uses a tested friction level of FN30 (measured at the posted speed) as an informal investigatory level guideline for assessing roadway friction based on testing using its locked-wheel trailer testing equipment.

FN30 is used as a starting point for MTO staff to determine whether the friction demand required of the roadway is met and/or whether any friction-related issues exist and, in that context, whether surface friction conditions are a possible contributing factor to the collision experience being analyzed. It is not regarded as an indication, in itself, of either a safe road if a friction level exceeds the threshold or an unsafe road if a friction level falls below the threshold. Depending on the presence or absence of other possible contributing factors, a friction level above FN30 may be inadequate and conversely a friction level below FN30 may be sufficient.

While this guideline is not published, the MTO's use of this informal guideline was not a secret within the asphalt or paving industries in Ontario, although it was not universally known during the relevant period for the Inquiry. While Dr. Uzarowski of Golder was aware of the MTO's use of this guideline, witnesses for the City and Dufferin, who are part of that community, testified that it was not known to them.



## MTO Friction Testing of the RHVP (Answers to Terms of Reference Questions 17, 18, 19, 20, and 21)<sup>16</sup>

Questions 17 to 21 of the Terms of Reference ask about the circumstances and consequences of the non-disclosure of the friction testing which the MTO conducted on the RHVP in 2007.<sup>17</sup>

The MTO completed friction testing on a 4 km section of the southbound lanes of the RHVP on October 16, 2007, shortly before the RHVP opened to the public, on November 17, 2007. The 2007 testing was performed with the City's knowledge and agreement. Dr. Uzarowski requested it on behalf of the City to confirm the acceptability of the Demix aggregate used in the RHVP SMA surface course. The MTO was also interested in determining whether the RHVP SMA revealed any early age low friction issues, which the MTO had seen with its own SMA pavements, in which new SMA pavement exhibited low friction levels which improved over a relatively short period as traffic wore off an asphalt film on the surface.

The October 2007 test results obtained on the RHVP were better than typically achieved on MTO highways for brand new SMA pavements and were therefore considered acceptable by the MTO, particularly as the friction levels were expected to increase with traffic (results for Southbound Lane 1 averaged FN33.9, and ranged from FN28.1 to FN36.5; results for Southbound Lane 2 averaged FN33.8, and ranged from FN28.4 to FN37.4). Over time, several MTO staff received a copy of these results. The MTO provided the results to Golder who in turn provided them to Mr. Moore and Marco Oddi (then the Senior Project Manager, Red Hill Valley Project, Public Works,

---

<sup>16</sup> The MTO's friction testing of the RHVP is addressed in Chapter 3.

<sup>17</sup> Questions 17 to 21 ask: **17)** *Why was the MTO Report not provided to Council or made publicly available?* **18)** *Who was briefed within the MTO's office about the MTO Report?* **19)** *Did the MTO Report contain findings or information that would have triggered Council to make safety changes to the roads or order further studies?* **20)** *Did the failure to disclose the MTO Report, or the information and recommendations contained therein, contribute to accidents, injuries or fatalities on the RHVP since January, 2014?* **21)** *Did the MTO request, direct or conduct any friction tests, asphalt assessments, or general road safety reviews or assessments on the RHVP other than the MTO Report?* See Chapter 12 for the answers to these questions.



Hamilton). Mr. Moore expressed his understanding of the results as indicating that the RHVP was “good to go”.

Mr. Moore made an operational decision not to share the 2007 results with anyone within Public Works. At the time he received the results, the RHVP project was near completion and with Chris Murray (former Director, Red Hill Valley Project, Public Works, Hamilton) having changed jobs, there was no director of the Red Hill Valley Project to provide the information to. Having received satisfactory results for newly placed SMA pavement that disclosed no issues, there was nothing to report to Council. Mr. Moore’s decision not to share the results was not inappropriate in the circumstances.

Even if the 2007 friction test results had been provided to Council in 2007, they would not have triggered any safety changes to the RHVP or prompted any further friction-related studies of the parkway, and the lack of such disclosure did not contribute to accidents, injuries, or fatalities on the RHVP. The uncontroverted evidence before the Inquiry was that no further assessment, remediation, or action was warranted in 2007 because the results were acceptable for newly paved SMA pavement and friction levels were expected to increase shortly after the RHVP opened.

In short, in answer to Questions 17 to 20, the results of the MTO friction testing in 2007 were circulated amongst MTO staff over time and were provided to Dr. Uzarowski of Golder on behalf of the City, there was no obligation on the part of the MTO to provide the results to Council or the public, the MTO Report did not contain findings or information that would have triggered Council to make safety changes to the road or order further studies, and the non-disclosure of the results of the MTO friction testing in 2007, or the information and recommendations contained therein, did not contribute to accidents, injuries, or fatalities on the RHVP since January 2014.

In answer to Question 21, the MTO subsequently performed friction testing on the RHVP for the purpose of evaluating the suitability of the Demix aggregate to be placed on the MTO’s Designated Sources for Materials list (in 2008 and 2009) and to remain on the Designated Sources for Materials list (in 2010, 2011, 2012, and 2014). All of this testing was conducted pursuant to the MTO’s standard procedures for assessing applications for listing on the Designated Sources for Materials list and for maintenance of an existing listing and distributed to the standard distribution group

for Designated Sources for Materials-related friction test results within the MTO. It was not performed or analyzed for traffic safety purposes. The MTO did not conduct or direct any other asphalt and/or road safety reviews or assessments, aside from the aforementioned Designated Sources for Materials-related friction testing, in respect of the RHVP. The fact of this friction testing and the results remained unknown to City staff and Dr. Uzarowski until after the Tradewind Report was disclosed to the public. The City received the MTO's 2008 to 2014 RHVP friction test results from the MTO on February 12, 2019. These results are discussed below.

## The Tradewind Report and the 2014 Golder Report

After heavy rainstorms in September 2013, the City's roads maintenance staff, who were on-site on the RHVP for their maintenance and operations work, raised concerns within Public Works that they, the police, and the public believed that the RHVP was unduly "slippery when wet". Mr. Moore told his colleagues that the SMA surface course exceeded all MTO criteria, but he volunteered to obtain friction testing for the express purpose of using the results to defeat any litigation claim that might arise in the future. He also volunteered to let his colleagues, including staff in the Traffic group, know when he received the results.

Mr. Moore asked Golder to arrange to have friction testing conducted on the roadway surface. Golder in turn engaged Tradewind, which conducted such testing on November 20, 2013. Tradewind used a GripTester to conduct the testing, which is a different type of friction testing equipment from the MTO's locked-wheel friction tester. The GripTester produces GripNumber ("GN") values which are not equivalent to the MTO's locked-wheel testing equipment and resulting FN values. For this reason, the Tradewind results cannot be compared directly to the MTO results or against the FN30 threshold that the MTO uses.

At the time, Mr. Moore had already engaged Golder to conduct a review of the RHVP pavement after six years of in-service operation, and after two flooding events. This project was led by Dr. Uzarowski and became the 2014 Golder Report. Mr. Moore's focus for this project was the preservation of the perpetual pavement structure.

In part because of Mr. Moore's past involvement in the design and construction of the RHVP and his preeminent knowledge of pavement-related matters within the

City, as well as his management style, Mr. Moore maintained personal involvement, supervision, and decision making relating to the RHVP within Engineering Services. Although he was a director, he acted as the project manager on RHVP projects that involved retaining Golder, including the 2014 Golder Report project and the related Tradewind friction testing, without input, involvement, or awareness of other colleagues in Engineering Services.

Mr. Moore received the Tradewind Report on January 31, 2014, as an appendix to the 2014 Golder Report, which was sent electronically. Dr. Uzarowski also provided Mr. Moore with a hard copy of the complete 2014 Golder Report at an in-person meeting on February 7, 2014. In each case, Golder had applied a “draft” watermark on the entire 2014 Golder Report, including the appendices, despite the Tradewind Report being final. Mr. Moore had no comments on either report and both he and Dr. Uzarowski treated the 2014 Golder Report, including the appendices, as final. Golder and Tradewind also both viewed their reports as final. The “draft” watermark did, however, result in confusion later when Mr. McGuire found the Tradewind Report in 2018.

In the “Conclusion and Recommendations” section of the Tradewind Report, Tradewind found the LINC results to “indicate a generally uniform pavement surface texture and composition, with limited variation due to vehicular traffic wear.” However, Tradewind noted that “the overall friction averages as measured by the GripTester on the designated lanes and sections of the Red Hill Valley Parkway were below or well below the same UK Investigatory Level 2” and concluded that:

[t]he overall low levels and the variability of friction values along the length of the Parkway indicate the need for a further examination of the pavement surface, composition and wear performance. It should be noted that, in addition to the overall low average Grip Number levels on this facility, there are some localized sections with quite low friction values, reaching 27-30 in several areas. We recommend that a more detailed investigation be conducted and possible remedial action be considered to enhance the surface texture and friction characteristics of the Red Hill Valley Parkway, based on the friction measurements recorded in the current survey.

The 2014 Golder Report addressed the Tradewind friction testing in one section and in its recommendations. While there are certain problems with Golder's interpretation of these results as Dr. Uzarowski was not familiar with the UK standard referenced by Tradewind, his conclusion after conducting some personal research was clear. After describing the testing and noting that the complete results of the friction testing were provided in the Tradewind Report in Appendix E, he set out the average friction numbers for each of the lanes tested, which ranged from 34 to 39. The 2014 Golder Report then set out Dr. Uzarowski's conclusion as follows:

Although the Friction Number (FN) values are higher than when measured in 2007 immediately after construction (between 30 and 34), they are considered to be relatively low. Typically the FN values should be at least equal to or higher than 40 to be considered adequate. In the United Kingdom, for example, the FN values should be at least 48 for a motorway pavement.

The 2014 Golder Report recommended a mill and overlay resurfacing on sections where Golder had observed the most frequent top-down cracking of the pavement surface and routing and sealing of cracks followed by the application of a single layer of microsurfacing on the remainder of the RHVP. It noted that the effect of these treatments would be to remedy the top-down cracking and also address the issue of the relatively low friction levels on the RHVP.

The Tradewind Report was credible and reliable when it was delivered to Mr. Moore in 2014. It contained a clear recommendation. It was unambiguous. It was not, as suggested by Mr. Moore and later repeated by others, inconclusive. Although the Tradewind Report applied an outdated UK standard, the results were still below the UK investigatory level applying the correct UK standard.

The Inquiry heard from two pavement experts, Mr. Hein and Dr. Flintsch, who both testified that one cannot simply import friction standards from foreign jurisdictions to form the basis of a friction management program in Ontario. However, Dr. Flintsch was also of the opinion that the standard in the Tradewind Report could still be applied as a "good reference" in this individual case. Dr. Flintsch opined that the Tradewind Report ought to have sparked further investigation, including investigation to determine whether the friction demand may be exceeding the available friction by

reviewing the geometry, speeds, traffic, and the collision history and, if necessary, further testing with a different device if the recipient was unfamiliar with the GripTester or unsure about applying the UK standard. Mr. Hein, in turn, acknowledged that, had he received the Tradewind Report in early 2014, he would have recommended a further investigation as Tradewind had. He also would have recommended locked-wheel friction testing be conducted because he was more familiar with that device and how to interpret its results.

I return to these reports below.

## RHVP Traffic-Safety Initiatives and Pavement-Related Studies and Events From 2013 to 2015<sup>18</sup>

Several questions in the Terms of Reference relate to the circumstances and the consequences of non-disclosure of the Tradewind Report after it was provided to the Department of Engineering Services in January 2014. Answering these questions requires an understanding of the various initiatives and studies undertaken by the Traffic group and Engineering Services regarding traffic safety on the RHVP and the maintenance of the RHVP pavement structure, respectively.

As noted above, during this period, there was an absence of a shared sense of responsibility within Public Works for addressing the collision experience on the RHVP and LINC. The resulting siloed approach to issues relating to the RHVP was exacerbated by the absence of a clear understanding of responsibility for matters that crossed divisional lines and personality issues that had the result of deferring, rather than resolving, certain recommendations that were opposed.

### The 2013 CIMA Report<sup>19</sup>

Following public complaints, and the first fatal collision involving two people on the RHVP in September 2012, the PWC passed a motion in January 2013 directing staff to investigate upgrading the lighting in the vicinity of the Mud Street/Stone Church

---

<sup>18</sup> These initiatives and studies are addressed in Chapters 6 through 9.

<sup>19</sup> The 2013 CIMA Report is described in Chapter 6.

Road interchanges (the “study area”) as well as better signage and lane markings or other safety initiatives in that area.

At first, Traffic proposed that Traffic and Engineering Services address signage and lighting separately, which was consistent with the allocation of RHVP-tasks referenced above. In the end, Traffic led the 2013 CIMA project, and a project manager from Engineering Services’ Street Lighting & Electrical Engineering group was assigned to the 2013 CIMA project team. The project team did not appear to have a staff member to give input on behalf of other divisions of Engineering Services. There was no project charter in place that would have clarified individual roles and the respective responsibilities of the Traffic group and Engineering Services. There was also a lack of standards and/or processes for clear communication internally or with CIMA.

The 2013 CIMA Report included a collision analysis within the study area which revealed that single motor vehicle accidents were the most common accident type. In addition, non-daylight collisions on the mainline and on a particular ramp were at levels significantly higher than the provincial average, as were wet surface collisions on a particular stretch of the mainline and the same ramp.

CIMA recommended a number of countermeasures to address the collision patterns identified on the ramps and various sections within the study area. These recommendations included changes to signage and pavement markings including “slippery when wet” signs, applying a high friction surface course to the Mud Street ramp, and conducting friction testing across the entire RHVP study area. The application of a high friction surface course and friction testing recommendations were intended to improve friction on the ramp and assess whether friction was contributing to the collision experience, respectively. CIMA also determined that illumination was warranted on the ramps of the Mud Street interchange, although CIMA noted that illumination did not need to be implemented simply because a warrant had been achieved. CIMA did not assess the geometry and received direction from City staff not to consider recommendations for pavement treatment on the RHVP mainline.

The PWC motion had contemplated an investigation of illumination on the mainline of the RHVP in the study area. CIMA included in its report its assessment and recommendation regarding illumination on certain interchanges but did not include its assessment of continuous mainline illumination, which it had conducted. CIMA’s self-

imposed reduction in its scope occurred as a result of a conversation between Brian Malone (Partner, Vice-President, Transportation, CIMA) and Mr. Moore, about which neither advised other City staff nor CIMA staff. Mr. Moore told Mr. Malone that lighting was prohibited on the mainline RHVP because of environmental constraints identified in the environmental assessment (“EA”) process required to approve construction of the RHVP.

Traffic staff recommended a “phased approach” that focused on implementing lower cost countermeasures first and deferred the implementation of CIMA’s recommendation to install lighting at certain interchanges. Traffic staff asked CIMA to include the City’s timeline for implementation in the 2013 CIMA Report, which had been finalized, and CIMA did so. Traffic staff prepared a staff report to the PWC containing these recommendations. Traffic staff did not discuss CIMA’s recommendations for friction testing or the application of the high friction pavement surface with Engineering Services at any point during the project or, it appears, after the PWC approved these recommendations. The staff report referenced only vague commitments that Traffic would consult with Engineering Services regarding these countermeasures.

While the PWC accepted the proposed phased approach in November 2013, the PWC did not agree to remove an assessment of illumination from its outstanding business list. Instead, the PWC directed that staff report back respecting the lighting issue one year later, following an assessment of the effectiveness of the other countermeasures.

Mr. Moore displayed significant frustration to his colleagues about this direction regarding lighting. This tension between Mr. Moore, who did not believe lighting to be practical, affordable, or permissible under the EA for the RHVP, and the PWC, who sought a meaningful investigation of the lighting on the RHVP, continued throughout the relevant period for this Inquiry. Regardless of the merits of Mr. Moore’s views regarding the feasibility of illumination of the mainline RHVP, he should have provided his views to the PWC in advance of the completion of the 2013 CIMA Report, so that the PWC could determine how, or if, they wanted staff to continue to address the issue of lighting on the RHVP, as it was a central issue in the PWC’s motion. As described below, much later, in 2018, CIMA completed a study regarding lighting, and found that lighting was not prohibited but would require a fresh EA process and further studies.



Traffic and Engineering Services did not coordinate on the implementation of the countermeasures recommended in the 2013 CIMA Report. Traffic started implementing the signage and marking measures within its authority in 2014 and installed temporary “cat’s eyes” illuminators and curve warning and “slippery when wet” signs around the Mud Street ramp by November 2015. Traffic and Engineering Services did not discuss the friction testing or the application of the high friction pavement surface. Public Works did not appear to have a tracking process for the recommendations. Engineering Services never took responsibility for these items within the project team or before the PWC, and Traffic never viewed them as falling within their scope of responsibility. Without a clear project team with senior staff from both sections, no division in Public Works took responsibility for completing and updating the PWC about friction testing or the high friction pavement application. Effectively, Traffic deferred countermeasures that fell under Engineering Services to Engineering Services, until Engineering Services was prepared to implement them.

### The Commission of the Tradewind Report and the 2014 Golder Report<sup>20</sup>

Concurrently but independently of CIMA’s mandate that produced the 2013 CIMA Report, Mr. Moore engaged Golder to conduct a review of the RHVP after six years of in-service operation which, in September 2013, expanded to include having friction testing conducted on the roadway surface, as noted above.

In advance of receiving the Tradewind Report in January 2014, on January 24, 2014, Dr. Uzarowski sent Mr. Moore a summary of the average friction values from the 2007 MTO testing and the average friction values from the Tradewind Report (the “January 2014 Uzarowski Email”). The MTO results for Southbound Lane 1 averaged FN33.9, while the MTO results for Southbound Lane 2 averaged FN33.8. The January 2014 Uzarowski Email stated that the average FN numbers by lane from the Tradewind Report were 35 for the southbound right lane, 34 for the southbound left lane, 36 for the northbound right lane, and 39 for the northbound left lane. Mr. Moore provided that information to an industry colleague for use in a presentation.

---

<sup>20</sup> The Tradewind Report and the 2014 Golder Report are described in Chapter 6. My conclusions in respect of these reports are set out in Chapter 12.



Until 2016, this email summary formed the basis of Mr. Moore's understanding that the Tradewind friction results were comparable and were "better" than the 2007 MTO testing results. This was incorrect because, as noted above, as a result of the different testing equipment that Tradewind and the MTO used, the Tradewind GripNumber values cannot be compared to the MTO results or assessed based on the MTO's informal FN30 investigatory threshold.

Notwithstanding that Mr. Moore was not aware of this, Mr. Moore should have understood from the words in the body of the 2014 Golder Report, which he read in January or February 2014, that Golder was of the view that the friction levels for at least some sections of the RHVP were relatively low. From the Tradewind Report, if he had read it, he would also have understood that Tradewind was of the view that these levels warranted further investigation and potentially remediation.

However, based on Mr. Moore's actions over time, I have concluded that Mr. Moore did not read the Tradewind Report when he received it in January 2014 and did not do so in any detail until December 2015. During that two-year period, and despite his discussion with Dr. Uzarowski in February 2014, Mr. Moore's understanding of the friction test results on the RHVP was limited to the content of the January 2014 Uzarowski Email.

I cannot make any definite findings as to why Mr. Moore did not act on Golder's recommendations in the 2014 Golder Report, which he had read, after January 2014. However, Mr. Moore viewed that advice through the lens of what he cared about: the surface of the pavement. He was unconcerned with improving friction on its own, rather than as a side benefit of any action to maintain the integrity of the pavement. He understood Golder's recommendation to undertake a mill and overlay on a portion of the RHVP and routing and sealing followed by microsurfacing on the balance as part of Golder's analysis that the RHVP pavement had some cracking. He did not think this pavement surface recommendation was urgent. His failure to consider the traffic safety implications of "relatively low" friction values reveals how narrowly he viewed his role.

Mr. Moore's failure to carefully review the Tradewind Report from January 2014 to December 2015 was a significant lapse of his duty as Director of Engineering Services and as the *de facto* project manager on the 2014 Golder Report project, in light of the

statements he made during this period to the PWC, his colleagues, and Mr. Malone, described below.

### The 2015 CIMA Report<sup>21</sup>

In October 2014, a young man and woman were killed on the LINC when their vehicle crossed the median and collided with vehicles travelling westbound. The Traffic group subsequently engaged CIMA to complete a safety review of the LINC, which resulted in what was referred to as the “2015 CIMA LINC Report”.

On May 5, 2015, two young women travelling northbound on the RHVP at night were killed in a crossover collision when their vehicle crossed the median barrier and collided with a vehicle travelling in the southbound lanes near Greenhill Avenue. As a result of this collision, the PWC directed staff to investigate additional safety measures for the RHVP and LINC, such as guardrails, lighting, and lane markings, to prevent further fatalities and serious injuries. Another fatal collision on the RHVP occurred in July 2015.

The Traffic group engaged CIMA to complete a safety review of the entirety of the RHVP, which included the most challenging area between the Greenhill Avenue and Queenston Road interchanges. This assignment resulted in what was referred to as the “2015 CIMA Report”. The City’s internal team for this project did not include anyone from Engineering Services. However, Mr. Moore had some involvement, described below.

The 2015 CIMA Report included a collision analysis that reflected a similar collision experience as CIMA had found in the study area in 2013, but this time for the entire RHVP. CIMA found in 2015 that the highest concentration of collisions occurred at specific locations that broadly fell between the Greenhill Avenue and Queenston Road interchanges and near the Mud Street on ramps. Of significance, all locations mentioned in the 2015 CIMA Report were “within, on approach to, or leaving a horizontal curve.” CIMA also found that illumination on the RHVP mainline was warranted using warrants from the Transportation Association of Canada Roadway Lighting Guide and MTO Policy for Highway Illumination, subject to a cost-benefit analysis.

---

<sup>21</sup> The 2015 CIMA Report is discussed in detail in Chapter 7.

CIMA concluded, based on its collision review, that it appeared that the combination of high vehicle speeds and wet surface conditions might have been the primary contributing factors to collisions on the RHVP, particularly in the vicinity of the King Street and Queenston Road interchanges where vehicles must travel small-radius horizontal curves.

During the preparation of the 2015 CIMA Report, Mr. Malone of CIMA contacted Mr. Moore directly to obtain information on RHVP friction testing, rather than going through the Traffic group or the members of the project team. Mr. Moore provided Mr. Malone with a copy of the January 2014 Uzarowski Email which contained the summary results of the MTO 2007 and Tradewind 2013 friction testing. Mr. Moore advised that these results were not for republication, without explanation. In response to Mr. Malone's questions regarding this testing, Mr. Moore provided incorrect information suggesting, among other things, that both tests had been conducted by the MTO, that the results were comparable and, therefore, by inference, that the 2013 results were better than the 2007 results. In my view, this delivery of incorrect information was the result of Mr. Moore's lack of interest in friction testing, rather than an intention to mislead. Regardless, his failure to provide accurate and complete information, including locating and providing a copy of the Tradewind Report itself, was careless and fell below his responsibilities as Director of Engineering Services. This error was compounded by the fact that neither Mr. Malone nor Mr. Moore told anyone in Traffic or on the project team about their discussion.

After CIMA sent the Traffic group a draft of the 2015 CIMA Report, David Ferguson (Superintendent, Traffic Engineering, Traffic Operations & Engineering; Energy, Fleet & Traffic; Corporate Assets & Strategic Planning; Public Works, Hamilton) sought buy-in from Engineering Services and other divisional directors in Public Works. Mr. Moore applied a nominal safety lens. He challenged the CIMA recommendations that Engineering Services would be responsible to implement (illumination, friction testing, median barriers), and asserted that Engineering Services was not required to investigate or fund the implementation of these countermeasures.

CIMA delivered the 2015 CIMA Report in November 2015. In the report, CIMA proposed a number of countermeasures, including targeted police enforcement for speeding and installation of speed feedback signs, oversized speed limit signs, continuous

illumination, and “slippery when wet” signs. To mitigate median-related collisions, CIMA recommended that the City install a high-tension cable median barrier.

CIMA also recommended that the City conduct friction testing under normal conditions and under typical wet pavement conditions, near locations with the highest frequencies of wet surface collisions, especially the curves, with a special focus on the curves near the King Street and Queenston Road interchanges. Mr. Moore told CIMA and Traffic staff in October 2015, likely for the first time, that he had friction testing conducted and that the results were satisfactory, in reliance on the January 2014 Uzarowski Email and not having reviewed the Tradewind Report. In November 2015, after review of the 2015 CIMA Report, Mr. Moore nevertheless continued to express the view that CIMA’s recommended friction testing would be of no value. Traffic staff did not take any steps to obtain the results Mr. Moore referenced in October, which in my view, reflected the view of Traffic staff that Engineering Services was responsible for friction testing, and a desire not to engage with Mr. Moore on this issue.

Staff were responsible for adequately summarizing CIMA’s report in their staff report to the PWC. The staff recommendation report, prepared by Traffic staff, that ultimately went to the PWC was not clear or complete. It did not set out that a high proportion of collisions were occurring under wet conditions on the RHVP or explain in plain language that CIMA had found that a combination of high vehicle speeds and wet surface conditions, exacerbated by the geometry of the parkway in certain locations, might be the primary contributing factors to collisions on the RHVP, or that in the four tight curves in the vicinity of King Street and Queenston Road, vehicles “slightly exceeding the design speed could run off the road while negotiating these curves.” Instead, the emphasis was very much on excessive speeding.

The 2015 CIMA Report categorized its recommendations as short term, medium term, and long term without including set timeframes. Friction testing was listed as a short term recommendation. The short term recommendations all fell within the scope of Traffic, except the recommendation to conduct friction testing. The long term recommendations included rumble strips, median barriers, and end-to-end illumination, all matters that were within the scope of Engineering Services.

In the staff report, Traffic staff characterized friction testing as a medium term recommendation (2 to 5 years). The staff report sought PWC approval to defer the

countermeasures staff had identified as medium term and long term pending the outcome of the Transportation Master Plan (“TMP”) update. The TMP update was to address the potential widening of the RHVP and the LINC. There was no basis to list friction testing as a medium term countermeasure or to defer it; friction testing had no connection to the widening and CIMA was clear that friction testing was intended to assess whether current friction levels were a contributory factor to the wet surface collisions and to establish a baseline friction level for comparison purposes.

Subsequent to the finalization of the recommendation report and before it was presented to the PWC, the Traffic group asked CIMA to conform its report to the staff report by moving friction testing to a medium term recommendation. CIMA declined to change its listing of friction testing as short-term, although CIMA and the Traffic group did not discuss why CIMA had done so, and the Traffic group did not change its characterization of friction testing as a medium term recommendation in the staff report presented to the PWC.

As a result of the division of responsibility for, and deferral of, the countermeasures identified as medium and long term, none of the work that would be the responsibility of Engineering Services had to be completed (or even considered) pending the outcome of the TMP, which was on an unknown timeline. This included the specific friction testing CIMA had recommended. In my view, this approach, which involved deferring these items, was adopted by one or more of those in the Traffic group — being Mr. Ferguson; Martin White, the Manager of Traffic Operations & Engineering; their superior, Geoff Lupton, the Director of Energy, Fleet & Traffic; or Mr. Lupton’s superior, John Mater, the Director of Corporate Assets & Strategic Planning<sup>22</sup> — to avoid a confrontation with Mr. Moore regarding the merits of these countermeasures.

The staff report on the 2015 CIMA Report (and the companion 2015 CIMA LINC Report) was presented to the PWC on December 7, 2015. After some internal discussion, Traffic staff provided both of CIMA’s reports to the PWC members in advance of this meeting.

---

<sup>22</sup> As noted above and in more detail in Chapter 4, from late 2012 or early 2013 until 2017, Traffic Operations & Engineering was within the Energy, Fleet & Traffic section of the Corporate Assets & Strategic Planning division of Public Works.

The PWC approved the recommendation report and directed that staff install signs at appropriate locations on the LINC and the RHVP stating the penalties and costs associated with speeding. The PWC also directed staff to report to the PWC on the costs and process of investigating an improved lighting system on the RHVP and the LINC, which had not been done despite the PWC's direction in November 2013 that staff provide an update on lighting after one year of the other countermeasures being implemented. Staff were also directed to investigate installing rumble strips on the sides of the LINC and seek out provincial approval from the MTO to allow the City to implement photo radar on the RHVP and the LINC, and assess the feasibility of implementing photo radar.

### Mr. Moore Returns to the Tradewind Report in Late 2015/Early 2016<sup>23</sup>

Mr. Moore attended the PWC meeting on December 7, 2015, at which Traffic staff presented the recommendation report on the 2015 CIMA Report. In response to a question from a councillor reflecting public concern with the quality of the asphalt surface, Mr. Moore stated that the MTO had done testing on the RHVP initially and found it was “at or above what they would normally find with their high grade friction mixes”, and that he had friction testing performed in approximately 2012/2013, which found that the road was holding up “exceptionally well”, that staff had no concerns about the performance of the surface mix, and that the quality of the RHVP was above the grade of 400-series highways in Ontario.

As a result of the focus on speeding and the comfort Mr. Moore provided that the pavement was not contributing to collisions, the PWC was left with the impression that speeding was the principal cause of collisions on the RHVP. This explanation of collisions downplayed the significance of the high proportion of wet surface collisions and the factors which CIMA had identified as contributing to such collisions, in addition to “excessive speed”. Given their familiarity with the 2015 CIMA Report, Traffic staff should have better explained to the PWC, both in their staff report and at the PWC meeting, the multiple possible contributing factors identified by CIMA that affect the speed at which the RHVP becomes more challenging to drive.

---

<sup>23</sup> See Chapter 7 and my conclusions on these issues in Chapter 12.

Shortly after the PWC meeting, prompted by an email from Mr. Moore, Dr. Uzarowski sent Mr. Moore a second copy of the Tradewind Report by email (the “December 2015 Uzarowski Email”). I am satisfied that Mr. Moore read the Tradewind Report, likely for the first time, at or around this time. Mr. Moore had questions about the applicability and utility of the Tradewind results because the Tradewind Report referenced the UK standard, which he directed Dr. Uzarowski to answer.

Before he received this information from Dr. Uzarowski in March 2016, Mr. Moore discussed friction testing with his colleagues twice. First, on February 16, 2016, he instructed Mr. Ferguson to advise the Mayor’s Office, certain councillors,<sup>24</sup> and a local community group that Engineering Services would complete friction testing in 2016, which Mr. Ferguson did. This was in response to the community group’s request to Council that friction testing be treated as a short term safety option consistent with the 2015 CIMA Report, rather than a medium term safety option as recommended in the staff report. However, Engineering Services had not planned any friction testing in 2016 and none was completed after this commitment.

Second, on February 25, 2016, Mr. Moore sent an email to Mr. Lupton and Mr. Ferguson (which Mr. Lupton later forwarded to Mr. White), in which he stated:

FYI – Some roughness/skid resistance/friction testing has been done. However I’m still trying to get the analysis for it and to put it into context (like how does this compare to other highways of similar type) MTO is very guarded of this information and does not share numbers due to liability and concerns they will form part of a legal action. We should be similarly wary!

Mr. Moore did not provide his colleagues with an update to this email. Although their requests were not in writing, I accept that one or more Traffic staff made at least one verbal request for these results to Mr. Moore between the December 2015 PWC meeting and the end of 2017. The Traffic group manager, Martin White, testified that, by the summer of 2017, he thought that the intervention of someone at the director level or even the General Manager of Public Works would be required to get this information from Mr. Moore, but there is no evidence that Mr. White made a direct

---

<sup>24</sup> See Chapter 7 for a full list of councillors copied on this email.



request to his superiors — Mr. Lupton (during his tenure until 2017) or Mr. Mater — to do so. Within the Traffic group, Mr. White and Mr. Ferguson testified that they had no expertise in evaluating friction testing results. They viewed friction testing as Mr. Moore’s responsibility, consistent with the siloed approach to responsibilities, and Mr. Lupton and Mr. Mater were content to do the same. However, Traffic staff should have pressed to receive a copy of the friction testing results, and if, upon receipt, they felt unable to evaluate the friction testing results, they should have taken steps to understand their significance, including retaining CIMA or another expert.

At a meeting on March 14, 2016, after he had researched the answers to Mr. Moore’s questions, Dr. Uzarowski told Mr. Moore there was no clear correlation between results from a GripTester and results from a locked-wheel tester, and indicated that the Tradewind GripNumbers, although numerically higher than the 2007 MTO locked-wheel numbers, were not indicative of the Tradewind results being either “better” than the MTO’s prior results, or satisfactory. Dr. Uzarowski also made recommendations to Mr. Moore for pavement remediation techniques that could address low friction — microsurfacing and shotblasting — although their subsequent discussions revealed some talking at cross purposes on this point and Mr. Moore ultimately declined to consider those techniques.

As such, by March 14, 2016, Mr. Moore had no basis to discount the findings and recommendations in the Tradewind Report. Despite this, Mr. Moore dismissed the information that Dr. Uzarowski gave him.

There were no City by-laws that required disclosure of the 2014 Golder Report or the Tradewind Report to Council or the PWC in 2014 or 2016. Not all consultant reports had to be reported. However, in light of the circumstances and the evidence at the Inquiry of both Dr. Flintsch and Mr. Hein, at a minimum Mr. Moore should have ensured that a further investigation into the pavement condition was completed to understand the circumstances resulting in the low friction levels. Even if Mr. Moore had remaining questions about the applicability in Ontario of the UK standard referenced in the Tradewind Report, there were options for further investigation, including further locked-wheel testing, that would have addressed those questions.



In any event, Mr. Moore should have provided the Tradewind Report and any information he had about how to interpret the results to his colleagues in the Traffic group, at the very latest, by March 2016 in order that they could determine whether the friction levels were of significance for traffic safety on the RHVP. There was no justification for Mr. Moore's failure to provide a copy to his colleagues in the Traffic group.

In April or May 2016, the Asset Management section of Engineering Services decided to consider surface treatment rehabilitation of the RHVP in 2017. Mr. Moore testified that he considered that rehabilitation would automatically improve friction levels on the RHVP, although he did not think the levels needed to be improved in 2016. Rehabilitation likely would have improved friction levels on the RHVP, if the right materials and treatment were used. However, this did not relieve Mr. Moore of his obligation to provide the Tradewind Report to the Traffic group.

## Resurfacing and Other Traffic Safety and RHVP-Related Activity From 2016 to 2018<sup>25</sup>

During the period between 2016 and mid-2018, there were continued collisions and fatalities on the RHVP and commensurate calls for action from councillors and the public. The Public Works department, in particular the Engineering Services division and the Traffic group, were involved in a number of RHVP-related projects, studies, and reports. Throughout this period, Traffic staff implemented some, but not all, of the approved countermeasures from the 2015 CIMA Report. Implementation of at least some of these countermeasures was tied to the planned resurfacing and was thus delayed.

I note that while the work of Engineering Services and Traffic during this period largely proceeded independently in a continuing siloed fashion, the new General Manager of Public Works, Dan McKinnon, who assumed the role in September 2016, made efforts to coordinate staff's activities on outstanding RHVP-related matters in a more coherent manner.

---

<sup>25</sup> Chapters 7, 8, and 9 address this time period and the initiatives that occurred throughout it.

*RHVP Resurfacing*<sup>26</sup>

The most significant of the RHVP-related activities during this period was the decision to resurface the RHVP. At the time the RHVP was built, the first resurfacing of the SMA pavement was anticipated to occur in year 21 of the parkway's operation (that is, 2028), based on expected traffic volumes. Ultimately, the first resurfacing occurred in the spring/summer of 2019, much earlier than originally anticipated, as a consequence of, among other things, higher than anticipated traffic volumes on the RHVP.

In May 2015, Mr. Moore advised the PWC that the first "wholesale resurfacing" was anticipated in 2021. As noted above, Engineering Services first began actively considering surface treatment rehabilitation of the RHVP in the spring of 2016. By early 2017, the plan had shifted to a complete resurfacing of the RHVP. The decision to resurface the RHVP on this accelerated timeline was made entirely by staff of Engineering Services. The Inquiry did not receive evidence to clarify what triggered the decision in 2016 to consider rehabilitation of the RHVP, nor clear evidence to clarify the reason for the shift to resurfacing, except that resurfacing would be more cost-effective than surface treatment rehabilitation in the long term.

Of note, Mr. Moore was the only Public Works staff member who was aware of the Tradewind friction testing results at the time the rehabilitation and resurfacing decisions were made. Although Traffic staff deferred certain traffic-related pavement work on Mr. Moore's advice in order that the pavement work would be coordinated with future rehabilitation works, Mr. Moore made no mention of the Tradewind Report or the 2014 Golder Report to any of his colleagues. One such countermeasure that was delayed was the short term countermeasure of raised pavement markings, which were intended to assist drivers in seeing and navigating the lanes of the RHVP. City staff had continued to receive complaints about lane visibility on the RHVP during this period, including from Mayor Fred Eisenberger and one councillor.

Staff in Traffic and Engineering Services discussed the scope for the RHVP resurfacing project throughout 2017. Although Traffic staff initially requested that the project scope include installation of median barriers (which, as noted above, was a long term recommendation from the 2015 CIMA Report that had been deferred pending further

---

<sup>26</sup> The resurfacing of the RHVP is discussed in Chapters 7, 8, 9, 10, and 11.

assessment of widening the RHVP and the LINC), Mr. Moore and his staff objected to the inclusion of this work in the scope for the resurfacing project. When Mr. White and Mr. Ferguson escalated this disagreement to Mr. Mater, Mr. Mater advised his staff to remove their request for the installation of median barriers because that issue had been deferred. At that time, the resurfacing, using a traditional mill and overlay method was anticipated to occur in two stages, with one direction of the RHVP to be resurfaced in 2018 and the other direction in 2019.

The RHVP resurfacing, originally anticipated to begin in 2018, did not occur until 2019 as a result of Engineering Services' consideration of a different resurfacing method for the RHVP – namely, hot in-place recycling or HIR. HIR involves, as its name suggests, recycling of the existing asphalt surface course in a new pavement surface which, because of these recycling benefits, is potentially less expensive and more environmentally friendly than a traditional mill and overlay, in which the top asphalt layer is milled and replaced with new asphalt material.

Mr. Moore began to consider HIR in November 2017, following a discussion he and Dr. Uzarowski had with a British Columbia-based contractor at that time. In connection with this, Mr. Moore retained Dr. Uzarowski and Golder to conduct three field tests on the RHVP: British Pendulum Testing (“BPT”), Polished Stone Value (“PSV”) testing, and pavement texture measurements. The focus of Golder’s engagement (referred to as the “Golder Pavement Evaluation”) was HIR. Although BPT is a type of friction test and an aggregate’s PSV is an indication of its resistance to polishing, the purpose of the Golder Pavement Evaluation testing was to evaluate the suitability of the aggregate in the RHVP’s SMA surface course for use in HIR. It was not testing to satisfy the friction testing recommended by CIMA in the 2015 CIMA Report, nor testing that would have been responsive to Tradewind’s recommendation for additional testing, which Mr. Moore did not think was necessary in light of the resurfacing. Either way, Mr. Moore did not approve the Golder Pavement Evaluation testing with any intention that it would be used for any traffic safety purpose.

The results of the Golder Pavement Evaluation testing left Dr. Uzarowski with significant reservations about the feasibility of recycling the SMA in an HIR resurfacing and its economic benefits. Dr. Uzarowski’s views that HIR was not feasible were met with resistance from City staff, especially Mr. Moore, in a meeting on March 9, 2018. At that meeting, Dr. Uzarowski recommended against using HIR, instead recommending

either a mill and overlay or using hot-in-place recycling of the SMA in combination with a microsurfacing treatment. Although Dr. Uzarowski testified that he raised the prior Tradewind friction testing and the possibility of shotblasting or other remediation for the RHVP at this meeting, none of the City witnesses who attended the meeting had a specific recollection of prior friction testing results being discussed or of Dr. Uzarowski using the name “Tradewind”.

Notwithstanding Dr. Uzarowski’s initial reservations, he agreed to reconsider and see whether an asphalt mix using SMA in an HIR resurfacing was feasible and suitable. This resulted in a further mandate of Golder for a study referred to as the “HIR Suitability Study”. Golder’s work on the HIR Suitability Study overlapped with Mr. Moore’s retirement as Director of Engineering Services and Mr. McGuire’s appointment as his successor, discussed further below. Mike Becke (Senior Project Manager, Design, Engineering Services, Public Works, Hamilton) became the City’s lead on the HIR Suitability Study following Mr. Moore’s retirement in May 2018. As a result of discussions with Golder staff in this context, Mr. Becke received a copy of the Tradewind Report in late August 2018, which he did not read until mid-September 2018, shortly before Mr. McGuire discovered the Tradewind Report. This was the first time any Engineering Services staff aside from Mr. Moore received a copy of the Tradewind Report. Eventually, as set out below, the consideration of HIR was abandoned in favour of the mill and overlay resurfacing method.

#### *The Lighting Study<sup>27</sup>*

In September 2016, Mr. Moore submitted a staff report to the PWC in response to the PWC’s December 2015 direction to provide information regarding the costs and process to investigate an improved lighting system on the RHVP and the LINC. In my view, the intention in this staff report was to discourage further consideration of lighting on the RHVP mainline, at least until a decision was made on the possible widening of the RHVP. However, the PWC remained engaged with the issue. In September 2016 and December 2017, the PWC issued further directions to staff to study lighting enhancements, the costs thereof, and to advise what impact, if any, brighter lights could have on the RHVP EA. Ultimately, CIMA was retained in the spring of 2018 by Engineering Services staff to complete this study, referred to as the “Lighting Study”.

---

<sup>27</sup> The Lighting Study is discussed in Chapters 8, 9, 10, and 11.

Of significance, the Lighting Study revealed that pre-construction environmental approvals had not precluded continuous lighting on the RHVP, a finding which contradicted a long-held assumption or understanding amongst City staff and councillors that such lighting had been prohibited by the RHVP EA. CIMA's collision analysis in the Lighting Study also confirmed CIMA's past findings that there was a "significantly higher" proportion of wet road collisions on the RHVP compared to the provincial average. It found, however, that non-daylight collision rates were in line with provincial rates.

#### *The Speed Limit Study*<sup>28</sup>

Traffic staff also retained CIMA in March 2018 to study the feasibility and safety benefits of reducing the existing posted speed limit on the RHVP and the LINC from 90 km/h to 80 km/h. This study, referred to as the "Speed Limit Study", was the result of an August 2017 direction of the PWC, spurred by ongoing concerns with speeding on the parkways and the injuries and two fatalities caused by speed-related accidents. Two young men had been killed in separate crossover collisions on the RHVP earlier that year, on January 26, 2017 and February 21, 2017, respectively.

#### *Report PW18008*<sup>29</sup>

In May 2017, senior Public Works staff met to brief Mr. McKinnon (then nine months into his role as General Manager of Public Works) on the numerous outstanding RHVP-related PWC directions. According to Mr. Mater, who organized the meeting, the RHVP was a "big topic of conversation, both in the public and within [Public Works]" at that time. Friction test results which, as Mr. Mater described, were "part of the Red Hill Valley" story, were listed as an agenda item for this meeting. I am unable to reach any findings about what, if anything, was discussed at this meeting about RHVP friction testing results. I am, however, satisfied that Mr. Moore neither discussed the existence of the 2014 Golder Report or the Tradewind Report by name nor provided a copy of either report to his colleagues.

---

<sup>28</sup> The Speed Limit Study is discussed in Chapters 8, 9, 10, and 11.

<sup>29</sup> Report PW18008 is discussed in Chapters 8, 9, 10, and 11.

Out of this meeting, the Traffic group prepared and submitted an omnibus recommendation report to the PWC — Report PW18008: Red Hill Valley Parkway and Lincoln Alexander Parkway Transportation and Safety Update — in January 2018, which consolidated the outstanding PWC directions to staff in respect of the RHVP and the LINC. This staff report recommended that the PWC direct staff to implement a broad range of safety and traffic initiatives, including the continued implementation of the approved short and medium term countermeasures from the 2015 CIMA Report. Appendix A to Report PW18008 identified the implementation status of these countermeasures since 2015. A line item of “Conduct Pavement Friction Testing” was marked as complete. Traffic staff had made the same representation about completed friction testing in an earlier information update submitted to Council in March 2017. When Traffic staff listed friction testing as complete, they relied on the statements Mr. Moore had made in the meeting with CIMA in October 2015, at the December 2015 PWC meeting, and in his emails in February 2016, and on the one or more verbal requests that one or more Traffic staff made for these results to Mr. Moore between December 2015 and the end of 2017.

Report PW18008 also recommended, and the PWC approved, that staff conduct an annual detailed collision analysis on the RHVP and the LINC. In 2018, Traffic staff prepared the 2017 Annual Collision Report, which reported on City collision data, including data specific to the RHVP, from 2013 to 2017. The 2017 Annual Collision Report, which was presented to Council at the meeting of the General Issues Committee (“GIC”) on February 6, 2019, was the first network-wide collision data published by the City since 2010.

## Requests for Friction Testing and Friction Testing- Related Discussions<sup>30</sup>

Friction testing on the RHVP was the subject of several discussions amongst City staff and with the media in the late spring and early summer of 2017.

In late May 2017, a reporter for the Hamilton Spectator and a councillor (prompted by a request from the reporter) asked to receive a copy of RHVP friction testing results.

---

<sup>30</sup> Requests for friction testing results are described in Chapters 6, 7, 8, and 12.

The councillor's requests bounced around by email amongst numerous Engineering Services staff, including directly to Mr. Moore (who was out of the office on vacation) and to staff in the Asset Management, Construction, and Design sections of Engineering Services, as well as to Mr. White and Mr. Ferguson in Traffic. Ultimately, the councillor's requests proved unsuccessful; despite several requests over the course of a month, the councillor did not receive the Tradewind friction test results or the Tradewind Report from Mr. Moore.

The Hamilton Spectator reporter was also unable to obtain a copy of the Tradewind results or the Tradewind Report from Mr. Moore. The two did, however, speak about RHVP friction testing in connection with an article the reporter published in the Hamilton Spectator on July 15, 2017. In their discussions, Mr. Moore inaccurately described the results of the Tradewind testing as "inconclusive" and stated that there was no formal report of the friction testing, only an "informal chart sent in an email in December 2015", among other things. Mr. Moore also told the reporter that "instead of doing further testing, as was recommended, the city decided to repave". At the time of this article, Mr. Moore had not conveyed to his colleagues some of the information he told the reporter, including the inaccurate information. Variations on these statements appeared in subsequent media articles over time and Mr. Moore later made similar comments to his colleagues.

The publication of the article prompted a law clerk from Shillingtons LLP, the City's external legal counsel on a claim arising from a collision on the LINC, to request a copy of the friction testing results referenced in the article. She initially asked Mr. Ferguson, who had also been quoted in the July 2017 article. Mr. Ferguson directed the law clerk to Mr. Moore (whom she contacted), but he did not otherwise follow up, despite Traffic's past requests for these results and Mr. Ferguson's knowledge of the councillor's recent requests for them. On a call in August 2017, Mr. Moore gave information about the MTO testing, the SMA early age low friction issue, the Tradewind testing, and the proposed resurfacing of the RHVP in 2018/2019 to the Shillingtons law clerk and a partner at Shillingtons. He also sent her a standalone copy of the Tradewind Report, marking the only time Mr. Moore distributed a copy of the Tradewind Report to anyone.

The Hamilton Spectator article was also discussed internally in the City's Dispute Resolution group within its Legal Services division around this time, which prompted



a request for the study referred to in the article. The request was made to Diana Swaby (Claims Supervisor, Risk Management, Finance & Corporate Services, Hamilton), who directed the request to Mr. Oddi (Manager, Construction, Engineering Services, Public Works, Hamilton). The Inquiry did not receive evidence of further correspondence with Mr. Oddi. The Inquiry also did not receive evidence that City staff from Legal Services obtained the Tradewind Report before at least late 2018 or early 2019. However, Ms. Swaby received a reporting letter from Shillingtons that contained a four-paragraph summary of the Tradewind Report in January 2018 and received a copy of the Tradewind Report from Shillingtons in May 2018, the latter of which she testified that she would not have reviewed in detail due to its technical nature.

In a follow up Hamilton Spectator article published in January 2018, Mr. Moore was quoted as stating “[w]e don’t know why they feel that [the pavement on the RHVP is] slippery... That’s all part of (why the city is doing) the testing.” Mr. Moore referenced the Golder Pavement Evaluation to foreclose the persistent questions from the media about friction testing, in a manner that misrepresented the purpose of that project.

## Personnel Changes and Restructuring in Public Works

The Public Works department, under Mr. McKinnon as General Manager, was restructured in January 2018. For purposes of this Inquiry, the two significant outcomes of this restructuring were: (1) the creation of a new division called Roads & Traffic, to which the Traffic group was transferred; and (2) the mandate and oversight responsibilities of the position of Director of Engineering Services being split between Mr. Moore and Mr. McGuire (then Manager, Geomatics & Corridor Management, Engineering Services, Public Works, Hamilton).

The result of the latter was that Mr. Moore’s involvement in Engineering Services’ projects reduced in the months before his retirement in May 2018. However, during 2018, he continued to play an active role in respect of the RHVP resurfacing project and was a driving force in Engineering Services’ consideration of HIR, including the retainer of Golder to complete the Golder Pavement Evaluation in 2017 and the HIR Suitability Study in 2018, described above.



Mr. Moore and Mr. McGuire shared the portfolio of Director of Engineering Services until Mr. Moore's retirement in May 2018. Ultimately, Mr. McGuire succeeded Mr. Moore as the Director of Engineering Services in June 2018.

*Mr. Moore's Transition Out of the Director of Engineering Services Role*<sup>31</sup>

Mr. Moore's transition out of the role of Director of Engineering Services in the spring of 2018 was informal and haphazard. He prepared no transition memos or briefing documents and provided Mr. McGuire with only a "few" emails that Mr. Moore thought might be of value. Beyond this, Mr. Moore's transition process involved distributing certain hard copy documents to colleagues or filing them on a reference library shelf in Engineering Services' offices and uploading certain documents to ProjectWise, a software program used by Engineering Services staff.

Mr. Moore gave a hard copy of the 2014 Golder Report to his assistant, Diana Cameron, in a pile of hard copy documents. Mr. Moore also uploaded two emails into a folder in ProjectWise called "Director's Office (Engineering Services)" (the "Director's Office Folder"), accessible only to the Director of Engineering Services and his assistant. These emails were: (1) the January 2014 Uzarowski Email (that summarized the averages of the 2007 MTO and 2013 Tradewind friction test results) and (2) the December 2015 Uzarowski Email (which attached a standalone copy of the Tradewind Report). The latter was the copy of the Tradewind Report that Mr. McGuire ultimately "discovered" later in 2018.

The manner and location of Mr. Moore's uploading of the Tradewind Report to ProjectWise, in the absence of any other steps to alert his colleagues to the existence of this report, reveals, at a minimum, a disregard for maintaining any institutional knowledge about the RHVP after his departure from the City. A clear consequence of Mr. Moore's monopoly of RHVP-related information, as well as the lack of a repository for RHVP-related information, was that other members of the Public Works department, including Mr. McGuire, operated at an information deficit. That said, Mr. Moore clearly did not have an intention to "disappear" the Tradewind Report – if he had, he would not have uploaded it at all, nor would he have provided it to Shillingtons several months earlier.

---

<sup>31</sup> Mr. Moore's pre-retirement conduct is described in Chapter 9.

*Mr. McGuire's Transition Into the Director of Engineering Services Role<sup>32</sup>*

Mr. McGuire got up to speed in his new role in the spring and summer of 2018, having succeeded Mr. Moore as Director of Engineering Services after his retirement in May 2018.

This was a busy time in the Public Works department, particularly in respect of the RHVP. The Lighting Study, the Speed Limit Study, and the City's 2017 Annual Collision Report, overseen by staff in either Traffic or Engineering Services, were all in progress and the use of HIR as the method for the RHVP resurfacing was under continued consideration with Golder. In addition, the City's Office of the Auditor General (also called "Audit Services" or the Audit Services division) began a Value For Money audit (the "VFM Audit") looking into how the City tracked and managed pavement performance.

During the same period, the City's long-standing City Manager retired and was replaced by an Interim City Manager, Mike Zegarac, and Edward Soldo joined the City as the new Director of Roads & Traffic in the Public Works department and became responsible for traffic safety and the Traffic group.

In the spring and summer of 2018, Mr. McGuire had learned or come across several significant pieces of information about the RHVP, including historical information not shared with him by Mr. Moore. Among other things, Mr. McGuire learned about the collision experience on the RHVP from updated RHVP collision analyses, including some of Traffic's findings in the 2017 Annual Collision Report and CIMA's findings in the Lighting Study. He had also learned and requested further information about the "asphalt" testing that Golder was completing as part of the Golder Pavement Evaluation. Mr. McGuire was interviewed by the Hamilton Spectator for an article about RHVP asphalt testing and the resurfacing of the RHVP in July 2018. He spoke to Mr. Moore to prepare for this interview. Mr. McGuire also reviewed Mr. Moore's earlier statements in the July 2017 Hamilton Spectator article.

In the evening of August 30, 2018, Mr. McGuire looked through the ProjectWise database and came across the two emails that Mr. Moore had uploaded to the Director's Office Folder. Mr. McGuire forwarded the December 2015 Uzarowski

---

<sup>32</sup> Mr. McGuire's transition into his new role is described in Chapter 9.

Email to someone (the identity of whom is not established on the evidence) without reading the email or the appended Tradewind Report. He also forwarded the January 2014 Uzarowski Email to Mr. Malone of CIMA who, as noted above, had previously received a version of this information from Mr. Moore in August 2015. Although Mr. Malone understood Mr. McGuire's email to be a request for assistance in interpreting the results, my view is that Mr. McGuire wanted a second set of eyes on the subject as he tried to pull the pieces of the collision history and the upcoming resurfacing together. After a high-level discussion with Mr. Malone, Mr. McGuire did not pursue any issues related to RHVP friction for nearly one month, until he came across the December 2015 Uzarowski Email in the Director's Office folder for a second time on September 26, 2018.

## Answers to Terms of Reference Questions 1, 2, 3, 4, 5, and 13

Questions 1, 2, 3, 4, 5, and 13 of the Terms of Reference relate to the circumstances and the non-disclosure of the Tradewind Report after it was provided to Engineering Services in January 2014.<sup>33</sup> My detailed conclusions and answers to these questions are set out in Chapter 12.

---

<sup>33</sup> Questions 1 to 5 and 13 ask: **1)** *Identify all individuals who received a copy of the Tradewind Report or were advised of the Tradewind Report or the information and recommendations contained therein after it was provided to the City's Department of Engineering Services in January, 2014.* **2)** *Based on the City's by-laws, policies and procedures, as they were in 2014, should Council have been made aware of the Report, or the information and recommendations contained therein, once the Report was submitted to the Department of Engineering Services in 2014?* **3)** *Why was the information in the Tradewind Report, or the information and recommendations contained therein, not provided to Council or the public once the Tradewind Report was submitted to the Department of Engineering Services in 2014?* **4)** *Who, if anyone, was responsible for the failure to disclose a copy of the Tradewind Report, or the information and recommendations contained therein, to Council in 2014?* **5)** *Was there any negligence, malfeasance or misconduct in failing to provide the Report, or the information and recommendations contained therein, to Council or the public?* **13)** *Did anyone in the Public Works Office or Roads Department request, direct or conduct any other friction test, asphalt assessment, or general road safety reviews or assessments on the RHVP? See Chapter 12 for the answers to these questions.*

In response to Question 1, all of the individuals who received a copy of the Tradewind Report, and/or were advised of the Tradewind Report or its contents, after Mr. Moore received it in January 2014 until September 26, 2018, when Mr. McGuire located it, are listed in Chapter 12.

Questions 2, 3, and 4 address whether Council should have been made aware of the Tradewind Report when it was submitted to Engineering Services, why it was not provided to Council or the public, and who was responsible for the failure to disclose the Report to Council. There was no requirement in 2014 under the City's by-laws or policies to bring all consultant reports to Council. As the Tradewind Report did not indicate a matter of imminent concern but rather recommended a further investigation, there was no other obligation or best practice that required that Council be made aware of the Tradewind Report. As the sole recipient of the Tradewind Report, Mr. Moore was responsible for the non-disclosure of the Tradewind Report and its contents to Council as a result of his decision not to provide it to anyone other than Shillingtons.

The reasons why the Tradewind Report was not made known to Council during the period between Mr. Moore's receipt in 2014 and 2019 are more complicated. The reasons turn on why Mr. Moore did not provide a copy of the Tradewind Report to the Traffic group, which might have resulted in disclosure to Council in connection with recommendations of the Traffic group regarding traffic safety of the RHVP. Briefly summarized, Mr. Moore kept the Tradewind Report to himself for a number of reasons, which involve the interplay of the siloed structure of the Public Works department in respect of matters pertaining to the RHVP, in particular between Engineering Services and the Traffic group, and Mr. Moore's strongly held views regarding the state of the roadway, the role of Engineering Services in respect of traffic safety, and the merits of friction testing. In addition, while members of the Traffic group and their superiors either requested the results of the friction testing or spoke to Mr. Moore about the friction test results, the Traffic group did not press for a copy of the Tradewind Report and instead relied on Mr. Moore for an assessment of the friction testing results because they viewed pavement-related issues as falling within the purview of Engineering Services. If the Traffic group had pursued a copy of the Tradewind Report, the Tradewind results would have been available to Traffic and thus available to provide to CIMA and might have been disclosed to Council at some point prior to 2019 in connection with Traffic's recommendations for traffic safety.

The reader is directed to the answer to Question 3 in Chapter 12 for a more complete response to this question.

Question 5 asks whether there was any misconduct on the part of City staff in regard to the non-disclosure of the Tradewind Report. I conclude that Mr. Moore's failure to provide the Tradewind Report to the Traffic group for the purposes of its traffic safety mandate constituted misconduct as that term is understood for the purposes of this Inquiry, as set out above. Although it would have been preferable for staff in the Traffic group to have pressed Mr. Moore for a copy of the Tradewind Report, I have concluded that the failure of Traffic staff to do so does not rise to the level of misconduct for the reasons set out in Chapter 12. In addition, Mr. Moore provided inadequate, incomplete, or inaccurate information about the Tradewind Report and/or Tradewind's friction testing and the results thereof on three occasions to the PWC, Mr. Malone, and the media, as described in Chapter 12. I have further concluded that these actions also constituted misconduct.

For the purposes of Question 13, a complete listing of the friction tests (other than the MTO friction tests, the Tradewind Report, and the Golder Report), asphalt assessments, general road safety reviews, and other assessments of the RHVP prepared by Golder and CIMA from 2005 to 2020 is set out in Chapter 4 under the headings 4.6.3. and 4.6.4.

## The "Discovery" and Disclosure of the Tradewind Report

On September 26, 2018, Gord McGuire located an electronic copy of the Tradewind Report in the restricted Director's Office Folder in ProjectWise. The copy Mr. McGuire found was attached to the December 2015 Uzarowski Email that Mr. Moore had saved into this folder in May 2018. On September 26 or 27, either Mr. McGuire or his assistant Ms. Cameron subsequently located the 2014 Golder Report in the pile of documents that Mr. Moore had left while cleaning out his office in the lead-up to his retirement, as described above.

Questions 6, 7, 8, and 9 of the Terms of Reference address how the Tradewind Report was discovered and whether appropriate steps were taken to disclose the Tradewind Report and its contents once it was discovered.

The actions of the City staff can be divided into two periods:

- the period from September 26, 2018, when Mr. McGuire located the Tradewind Report and the 2014 Golder Report, until the City's receipt of a municipal FOI request for friction testing records (referred to in this Inquiry as "FOI 18-189" or the "FOI request") on November 8, 2018; and
- the period between the City's receipt of FOI 18-189 on November 8, 2018, and the presentations to Council at the Council meeting on January 23, 2019, and the GIC meeting on February 6, 2019, regarding the existence of the Tradewind Report and updates on various RHVP-related initiatives.

### Actions of City Staff Prior to Receipt of FOI 18-189<sup>34</sup>

Between September 26, 2018 and November 8, 2018, only a very limited number of individuals at the City knew about the existence of the Tradewind Report and the 2014 Golder Report. During that time, those aware of and responsible for considering its significance — Mr. McGuire for Engineering Services, Mr. Soldo for Roads & Traffic, and Mr. McKinnon as General Manager of Public Works — did little to progress their understanding of the content or significance of the Tradewind Report or the 2014 Golder Report.

When Mr. McGuire found the Tradewind Report and the 2014 Golder Report, he recognized that they were significant, insofar as the Tradewind Report contradicted Mr. Moore's past statements about friction testing on the RHVP. In particular, Mr. McGuire's takeaway was that the Tradewind Report was a report, not an "informal chart" as Mr. Moore had represented to the Hamilton Spectator.

Mr. McGuire asked Susan Jacob, the long-tenured Manager of Design (within Engineering Services) and a professional engineer, for her views. He also alerted Mr. McKinnon, who had a short conversation with Mr. Moore in early October from which Mr. McKinnon understood that Mr. Moore had not shared the Tradewind Report internally and that no further investigation had been completed. Mr. McGuire spoke to the City's Deputy City Solicitors, Debbie Edwards and Ron Sabo, in early October.

---

<sup>34</sup> These actions are described in Chapter 9.

They suggested that Mr. McGuire contact Mr. Moore for a better understanding of the circumstances pertaining to the Tradewind Report. Mr. McGuire did not do so until after receipt of the FOI request. Mr. McGuire also advised Mr. Soldo about his discovery of the reports and provided Mr. Soldo with a copy of the 2014 Golder Report with appendices, including the Tradewind Report, some time around October 10 to 15, 2018.

At some time prior to October 18, 2018, Mr. McGuire made the decision to abandon the HIR assessment and use a traditional mill and overlay method for the RHVP resurfacing. Although it is possible that the discovery of the Tradewind Report provided additional support for this decision, I do not find that this was the sole, or even primary, purpose for the decision. Rather, there was increasing evidence that HIR would not be feasible from a cost-benefit perspective. Mr. McGuire's decision meant the City could proceed to tendering and completing the RHVP resurfacing project in 2019.

The Tradewind Report raised questions that should have been obvious to City staff who read it, specifically whether the collision history of the RHVP — particularly the wet surface collision history — and the years of public and Council complaints could be attributable, at least in part, to the friction levels on the RHVP and whether the friction levels in 2018 posed a safety concern. The expert evidence provided to the Inquiry was that, in fact, friction levels on the RHVP had levelled off as of 2014. However, no one among City staff or its consultants knew this in the fall of 2018.

Prior to the receipt of FOI 18-189, Mr. McGuire and Mr. Soldo did not ask their staff about any prior knowledge of these reports or of any friction testing conducted on the RHVP. Nor did they seek any expert advice regarding the significance of the Tradewind Report and/or the need for any potential interim safety measures, including discussing the reports with Golder and CIMA, both of whom were already retained by the City in respect of several projects at that time. There are several reasons for this lack of action.

First, both Mr. McGuire and Mr. Soldo came to a quick conclusion that there were no immediate safety concerns raised in the Tradewind Report, and that the planned resurfacing on the RHVP satisfied the recommendation of remedial action and therefore addressed any traffic safety concerns raised by the Tradewind Report and the 2014 Golder Report. For his part, Mr. McKinnon relied on his directors' assessment.



Second, it appears that both viewed the other (and the other's division in Public Works) as responsible for considering the interplay of friction/pavement surface and roadway/traffic safety. Neither Mr. McGuire nor Mr. Soldo nor anyone else at the City had any expertise in friction testing methodologies and evaluation.

Third, Mr. McGuire and Mr. Soldo each had competing priorities in October and November 2018, relating to the RHVP and otherwise. Both had ongoing RHVP-related projects, some of which were anticipated to be reported to the PWC. Mr. McGuire was dealing with a response to Audit Services' VFM Audit, preparing to report to the PWC on the CIMA Lighting Study, and obtaining final reports on Golder projects related to the anticipated RHVP resurfacing (being the Golder Pavement Evaluation and the HIR Suitability Study). Mr. Soldo was preparing to report to the PWC on the results of the 2017 Annual Collision Report and the CIMA Speed Limit Study. His division was also working with CIMA on a project referred to as the "RHVP Roadside Safety Assessment", which had commenced in October 2018 (before Mr. Soldo received the Tradewind Report) to assess any upgrades for roadside devices to be implemented during resurfacing. Mr. McGuire and Mr. Soldo had also discussed preparing a joint report to the PWC requesting a functional assessment of the RHVP.

## Actions of City Staff After the Receipt of FOI 18-189<sup>35</sup>

FOI 18-189 requested any reports, memos, drafts, and correspondence about friction testing on the RHVP in the last five years and any reports, memos (including drafts), or correspondence about asphalt and/or pavement testing, assessments or plans on the RHVP in the last two years.

Both Mr. McGuire and Mr. McKinnon testified that they believed that the Tradewind Report would have to be presented to Council. However, it is not clear if, or in what form or detail, notification to Council would have occurred had Public Works not received FOI 18-189. However, as of November 8, 2018, receipt of the FOI request immediately forced the issue of whether, when, and how to disclose the existence of the Tradewind Report. Thereafter, it became an important priority of City staff to bring the Tradewind Report to Council's attention before the Tradewind Report was released to the FOI requestor and potentially made public.

---

<sup>35</sup> These actions are described in Chapter 10.



Between mid-November 2018 and early February 2019, the small circle of City staff who knew about and/or had a copy of the Tradewind Report expanded for this purpose. City staff in several departments and divisions — including Public Works, Legal Services, Communications, and the City Manager — devoted significant time to developing a collective presentation to Council regarding matters relating to the RHVP, including messaging pertaining to the Tradewind Report.

In mid-November and December 2018, Legal Services was engaged to assist with the FOI response, which was initially due in November 2018. In addition, upon learning of the Tradewind Report, Nicole Auty (City Solicitor, Legal Services, Finance & Corporate Services, Hamilton) and Mr. Sabo recognized, quite appropriately, that the existence of the Tradewind Report and its likely release in response to FOI 18-189 could have legal consequences for the City and retained David Boghosian (Managing Partner, Boghosian & Allen LLP) to complete “a general liability and risk assessment”.

In preparation for the presentation to Council, each department or division concentrated on the matters that the leaders of those departments/divisions perceived to be within their mandate. The Inquiry’s fact-finding mandate was challenged by the inability of many witnesses who testified before the Inquiry to describe the specific actions, decision-making, and discussions during this period. However, the evidence suggests that, although there were a number of meetings to jointly review the progress of the various presentations being put together, there was little actual collaboration in developing the content of these presentations.

From November 2018 to January 2019, Mr. McGuire and Mr. Soldo worked to prepare an update to the omnibus report regarding the RHVP and the LINC that the Traffic group had submitted in January 2018 (being Report PW18008), to be presented to the PWC, along with updates regarding other RHVP-related initiatives. Ultimately, this work was presented to Council in three public reports at the meeting of the GIC on February 6, 2019, which was the same meeting at which Council received its second briefing on the Tradewind Report.

To prepare these reports, Mr. McGuire and his staff were engaged in finalizing CIMA’s Lighting Study report. Mr. McGuire also had discussions with Dr. Uzarowski about the results of the Golder Pavement Evaluation and the status of Golder’s report, as well as certain aspects of the Tradewind Report (during which Mr. McGuire characterized

of the results as inconclusive”, which Dr. Uzarowski challenged) and RHVP friction testing. Mr. Soldo focused on the RHVP Roadside Safety Assessment, the CIMA Speed Limit Study, the 2017 Annual Collision Report, and the preparation of staff reports on these items. Mr. McGuire and Mr. Soldo also gathered historic and current information regarding the RHVP from their staff.

Mr. McGuire and Mr. Soldo also attended meetings with Mr. McKinnon, Legal Services staff, Communications staff, and the City Manager regarding notification to Council about the Tradewind Report. To this end, Mr. McGuire and Mr. McKinnon obtained information from Mr. Moore in November 2018, which included Mr. Moore’s view that the Tradewind Report was “inconclusive” because it applied a standard from the UK, that Mr. Moore had sought further interpretation of the results from Golder which was never provided, and/or that Mr. Moore had retained Golder to do the Golder Pavement Evaluation in 2017 in response to the Tradewind Report. Mr. McGuire and his staff also worked in this period to respond to the ongoing VFM Audit, including requests for RHVP-related documents.

In connection with the VFM Audit, Audit Services initially received a copy of the 2014 Golder Report that redacted all references to the Tradewind Report in the body of the 2014 Golder Report. The report was redacted at Mr. McGuire’s direction on the advice of Legal Services due to concerns about the potential release of the document by Audit Services before staff had briefed Council. Audit Services ultimately obtained an unredacted copy of the 2014 Golder Report and the Tradewind Report on December 4, 2018. This reinforced the need to bring the Tradewind Report to Council’s attention as quickly as possible.

However, as with the period prior to the receipt of FOI 18-189, Mr. McGuire and Mr. Soldo did not tell their staff about the Tradewind Report, retain the City’s existing consultants or any new consultants for input, or otherwise conduct any analysis of the significance of the Tradewind Report for the traffic safety advice upon which the City had been acting, for the same reasons as during the September to November 2018 period set out above. In addition, they knew in December 2018 that Legal Services was obtaining a legal opinion regarding the Tradewind Report and was considering contacting CIMA. While Mr. McGuire apparently wanted to speak to Mr. Malone about the Tradewind Report in early December, a member of Legal Services advised him not to do so until the relationship between the City and CIMA had been finalised for

the purposes of the legal opinion. For his part, Mr. Soldo was of the view that if Legal Services was dealing with CIMA in respect of the Tradewind Report, he would not duplicate the effort, and he incorrectly understood that Mr. Malone was already aware of the Tradewind Report.

Legal Services had retained Mr. Boghosian for a general liability assessment and to identify countermeasures in his liability assessment that could be used as potential mitigating actions. At the outset of their discussions, Ms. Auty and Mr. Boghosian agreed that Mr. Boghosian would contact Mr. Malone of CIMA for background information. Contacting Golder was not discussed. Although Ms. Auty intended to maintain privilege over CIMA's opinion using Mr. Boghosian as an intermediary, Ms. Auty did not intend that this legal strategy would prevent or restrict communications between CIMA and Public Works staff. She expected, and incorrectly assumed, that CIMA was sharing the same information with Public Works. However, in reality, there were no meaningful discussions that occurred between Public Works staff and CIMA about the Tradewind Report.

Mr. Boghosian spoke to Mr. Malone on December 11, 2018, but did not provide a copy of the Tradewind Report to him. From this conversation, Mr. Boghosian understood that CIMA had already determined that the RHVP had a wet road friction problem, that the friction values "added nothing", and that the RHVP would be a safe road if the City implemented all the recommendations from the 2015 CIMA Report. As a result, Mr. Boghosian's legal opinion focused on mitigation of the City's liability to the extent that the City had not implemented all of CIMA's past recommendations, rather than on the recommendations of Tradewind and Golder for further investigation and/or remediation and the possible liability that could have flowed from a failure to follow Tradewind's or Golder's recommendations.

Ms. Auty and Mr. Sabo did not share Mr. Boghosian's written draft legal opinion with Public Works staff upon their receipt of it on December 13, 2018. Ms. Auty did, however, pass on Mr. Boghosian's advice to implement all of CIMA's outstanding recommendations immediately.

## The Briefing of Council<sup>36</sup>

After alerting Mayor Fred Eisenberger about the Tradewind Report on December 18, 2018, City staff worked to gather information to bring to Council, which would subsequently be made available to the public, as Mayor Eisenberger had advised. Mayor Eisenberger's advice was premised on his understanding from staff that there were no safety issues on the RHVP.

### *The January 23, 2019 Council Meeting*

On January 23, 2019, Ms. Auty briefed the Mayor and members of Council about the existence of the Tradewind Report during a closed session of Council. This briefing occurred nine days after Mr. McGuire submitted Engineering Services' response for FOI 18-189 to the City's Access & Privacy Office on January 14, 2019. Once delivered, City staff no longer had control over the possible disclosure of the Tradewind Report or the 2014 Golder Report, or the timing thereof.

The briefing on January 23 was intended to be a "heads up" notice to Council. Staff were also planning a more comprehensive presentation on the Tradewind Report for Council and had several topics to report to the PWC regarding outstanding RHVP-related matters, all of which were ultimately consolidated into a presentation to the GIC on February 6, 2019.

Ms. Auty's confidential briefing report for the January 23 Council meeting contained a brief historical background of the RHVP and the Tradewind Report, a brief summary of Mr. McGuire's "discovery" of the Tradewind Report (which was described as "draft"), and the 2013 friction testing, as well as a brief summary of its results, including that the RHVP results fell "below or well below the relevant UK standard". The report identified several concerns associated with the Tradewind Report, including the lack of any prior distribution to City staff and inconsistent media statements made in the past, as well as the related reputational impact. It did not summarize Tradewind's recommendations, attach a copy of the Tradewind Report, or reference the 2014 Golder Report.

---

<sup>36</sup> These actions are described in Chapter 11.

The Inquiry received limited evidence regarding what, if anything, was reported or discussed during the closed session on January 23, beyond the content of Ms. Auty's written report. However, the Inquiry received evidence that Mr. McKinnon provided assurances to Council during the closed session that the RHVP was safe.

The evidence before the Inquiry suggested that Council had several questions and action items for staff to address that involved the obvious questions arising from the "discovery" of the Tradewind Report. Broadly speaking, these were: (1) whether CIMA or Mr. Malone had a copy of the Tradewind Report; (2) whether or how CIMA's recommendations would have changed with the benefit of the Tradewind Report; and (3) whether CIMA recommended any interim measures to address safety on the RHVP pending resurfacing. The issue of the implications of the Tradewind test results for the safety on the RHVP, both in and of themselves and as part of a larger assessment of the factors contributing to the accident experience on the RHVP, should have been addressed by Public Works before this time, but had not been.

#### *Preparation for the February 6, 2019 GIC Meeting*

The next briefing of Council occurred at a meeting of the GIC on February 6, 2019. In the period between January 23 and February 6, City staff took several steps to respond to Council's questions and prepare for the subsequent briefing, including finalizing the presentation materials and the preparation of a further report by Ms. Auty, which became Report LS19010: Roads Infrastructure Litigation Review and Assessment. In addition, on January 31, 2019, Mr. McKinnon, the City Manager and the Executive Director of Human Resources met with Mr. Moore to obtain further information about the RHVP and various matters pertaining to friction testing on the RHVP. The information Mr. Moore provided in response was vague and self-serving, perhaps not surprisingly in the circumstances.

More significantly, following the January 23 Council meeting, Ms. Auty, through Mr. Boghosian, retained CIMA to advise on Council's questions. Although Mr. Malone of CIMA had discussed RHVP friction testing in varying degrees of detail and in varying contexts with Mr. Moore, Mr. McGuire, Mr. Soldo, and Mr. Boghosian in the past, he did not actually learn with clarity about the existence of the Tradewind Report until he participated in a telephone call between several City staff members of Legal Services, Public Works, and Communications, and Mr. Boghosian on January 30, 2019.

Following this call, Mr. Malone agreed to prepare a memorandum response to three questions (the “February 4 CIMA Memorandum”). Mr. Boghosian provided Mr. Malone with a copy of the Tradewind Report and the 2014 Golder Report. In the days that followed, and on a compressed timeframe and in circumstances of considerable pressure, Mr. Malone prepared the February 4 CIMA Memorandum. The February 4 CIMA Memorandum was provided to the GIC on February 6, 2019, as an appendix to Legal Services’ Report LS19010.

The February 4 CIMA Memorandum summarized CIMA’s review of the 2014 Golder Report and the Tradewind Report. CIMA did not recommend closure of the RHVP prior to the completion of the RHVP resurfacing. It concluded that the information in the 2014 Golder Report (including the Tradewind Report) did not require any changes to CIMA’s recommendations in CIMA’s previous reports to the City regarding safety on the RHVP. It noted, however, that if CIMA had the Tradewind Report prior to completing the 2015 CIMA Report, CIMA would have adjusted its friction testing recommendation to urge “further investigation of the friction findings in the 2014 Golder Report, relating to road design and operations” and modified its past recommendation to conduct speed enforcement to “increased” or “enhanced” speed enforcement until the resurfacing. The February 4 CIMA Memorandum was not a comprehensive review of traffic safety on the RHVP in light of the Tradewind test results nor could it have been in the time that was available to CIMA to complete this assignment. As described in detail in Chapter 12, in my view, the CIMA February 4 Memorandum had some limitations that diminished its usefulness.

#### *The February 6, 2019 GIC Meeting*

Council received a second, much lengthier and more detailed briefing from staff about the Tradewind Report, the state of the RHVP, and the City’s proposed communications strategy in respect of the Tradewind Report at an over 13-hour long meeting of the GIC on February 6, 2019. The meeting began with an open session and then moved into an in camera closed session that lasted for nearly six hours, during which staff presented a four-part presentation related to the Tradewind Report. The GIC meeting moved back into open session at the end of the closed session. At the end of the second open session, the Tradewind Report was released publicly.

Staff presented a significant amount of information about or related to the RHVP and the Tradewind Report at the GIC meeting on February 6. During the lengthy closed session, staff presented two confidential reports: Legal Services' Report LS19010, which appended the February 4 CIMA Memorandum and Audit Services' Report AUD19002: Roads Audit Update. Staff also provided Council with copies of two confidential documents: a communications plan summary and a preliminary reconstructed timeline of RHVP-related events between July 2006 and mid-January 2019. Staff's four-part presentation in the closed session, which was accompanied by a confidential slide deck presentation, was as follows:

- 1) A presentation by Mr. McKinnon on the timeline and technical concerns;
- 2) A presentation by Charles Brown (Auditor General, Office of the City Auditor (Audit Services), City Manager's Office, Hamilton) on Audit Services' investigation, which included information about how the Tradewind Report came to Audit Services' attention during the VFM Audit;
- 3) A presentation by Ms. Auty and Mr. Boghosian on the legal considerations, understood to have been divided into a claims review presented by Ms. Auty and a liability review presented by Mr. Boghosian. Mr. Boghosian's written legal opinion was not given to Council, but I understand that Council was orally walked through that opinion; and
- 4) A presentation by John Hertel (Director, Strategic Partnerships & Communications, City Manager's Office, Hamilton) setting out staff's recommended internal and external communications strategy related to the Tradewind Report.

The information that the GIC received in the materials ranged from the historical context of the RHVP's construction, prior safety improvements implemented by staff, plans for future improvements to the RHVP (including resurfacing), technical information about roadway friction, and the existence of the Tradewind Report.

Although the Inquiry received evidence from many attendees at this meeting, most witnesses had limited recollections about the substance of staff's presentation (beyond what was set out in the slide deck), what questions members of Council asked, and/or staff's answers. Some witnesses also had difficulty distinguishing this meeting from



prior and subsequent Council meetings. Consequently, the Inquiry had limited insight into the substance of the discussions during the closed session on February 6.

In the second open session, which followed the lengthy closed session, Mr. Soldo and/or Mr. McGuire presented three Public Works reports in under 15 minutes, with little discussion:

- Report PW19012: City of Hamilton Annual Collision Report - 2017, which reported on City collision data, including data specific to the RHVP, from 2013 to 2017. The 2017 Annual Collision Report, which Mr. Soldo submitted, was the first network-wide collision data published by the City since 2010;
- Report PW19014: Speed Limit Reduction Feasibility Study on the Lincoln M. Alexander and the Red Hill Valley Parkways, which Mr. Soldo also submitted, and which recommended a reduction in the speed limit (from 90 km/h to 80 km/h) for a portion of the RHVP between the Greenhill Avenue interchange and the QEW, contrary to CIMA's recommendation to maintain the existing posted speed in the Speed Limit Study; and
- Report PW18008A: Lincoln M. Alexander Parkway (LINC) and Red Hill Valley Parkway (RHVP) Transportation and Safety Update, submitted jointly by Mr. McGuire and Mr. Soldo, which addressed, among other topics, the RHVP Roadside Safety Assessment, the Lighting Study, the testing performed by Golder in the Golder Pavement Evaluation, the upcoming RHVP and LINC resurfacing, and the implementation status of countermeasures on the RHVP since 2015.

In my view, there were several issues in the written presentation and the related materials that deserve comment, which I provide with the caveat that I could not confirm whether staff provided additional information during the oral presentations provided in the closed session. In summary:

- Read collectively, the core message in the three Public Works reports presented in the open session was that driver behaviour was the primary cause of collisions on the RHVP. In my view, the Public Works materials before the GIC which, unlike the other confidential materials, were accessible to the public did not provide a full and complete picture of the factors contributing to



collisions on the RHVP, particularly under wet surface conditions, or the role that these factors, including inadequate skid resistance, played regarding the collision experience on the RHVP. In this respect, it was noteworthy that the three staff reports submitted by Public Works did not provide any information at all regarding the wet surface collision history on the RHVP identified by CIMA in CIMA's recent reports (which were referenced in Reports PW19014 and Report PW18008A) and only included a short reference in Report PW19014 to the significance of the geometry of the parkway.

- The confidential materials provided by Legal Services and Communications staff, including the four-part slide deck presentation, appear to have focused primarily on the legal and reputational concerns posed by the release of the Tradewind Report through the FOI process and Mr. Moore's failure to distribute it, rather than the Tradewind Report's contents and/or the existence of any safety concerns. In this regard, it is also noteworthy that the only staff reports to Council that dealt specifically with the Tradewind Report were the two reports of Legal Services (presented on January 23 and February 6).

The restriction of the discussion regarding the Tradewind Report to the closed session reflected the fact that Public Works and Legal Services continued to approach the issues regarding the Tradewind Report narrowly as confidential legal issues.

Contrary to staff's recommended communications strategy to release the Tradewind Report one week later, after a subsequent Council meeting, Council directed staff to release the Tradewind Report to the public in the evening of February 6, 2019, together with a public apology to Council and the public regarding the Tradewind Report and the manner and timing of its disclosure. The City media release included staff's apology and provided a high-level overview of the information that had been presented to the GIC that day. The media release appended the Tradewind Report and the February 4 CIMA Memorandum. In addition, Council passed several resolutions on February 6, including a by-law to implement the reduction of the posted speed limit to 80 km/h on the portion of the RHVP between the Greenhill Avenue interchange and the QEW.

Shortly after the Tradewind Report was disclosed publicly, City staff learned for the first time of the MTO friction testing on the RHVP between 2008 and 2014. At the time

the Tradewind Report was discovered and disclosed, City staff were unaware of this post-2007 MTO friction testing or the test results.

The RHVP was resurfaced in the spring/summer of 2019. Further friction testing using a locked-wheel tester (the same type of equipment used by the MTO) was conducted by Applied Research Associates, Inc. (“ARA”) prior to, and after, the RHVP was resurfaced. Englobe Corp. (“Englobe”) also conducted further friction testing on the RHVP using a GripTester (the same type of equipment used by Tradewind) prior to the resurfacing.

In addition, the City made changes to its processes and policies following the public disclosure of the Tradewind Report in February 2019 and during the period of the Inquiry’s work. These changes relate to, among other things, document control and retention, the working relationship between City staff and councillors, the City’s Code of Conduct for staff, and a committee of senior Public Works leadership to coordinate staff’s work on the RHVP and the LINC.

## Answers to Terms of Reference Questions 6, 7, 8, and 9

My detailed conclusions and answers to Questions 6, 7, 8, and 9 of the Terms of Reference are set out in Chapter 12.<sup>37</sup>

Question 6 asks how the Tradewind Report was discovered in 2018. The circumstances under which Mr. McGuire located the Tradewind Report in a ProjectWise folder on September 26, 2018 are set out above.

In response to Question 7, all of the individuals who received a copy of the Tradewind Report and/or were advised of the Tradewind Report or the information and

---

<sup>37</sup> Questions 6 to 9 ask: **6)** *How was the Tradewind Report discovered in 2018?* **7)** *Identify all individuals who received a copy of the Tradewind Report or were advised of the Tradewind Report or the information and recommendations contained therein, in 2018.* **8)** *Were appropriate steps taken to disclose the Tradewind Report, or the information and recommendations contained therein, once it was discovered in 2018?* **9)** *Was there any negligence, malfeasance or misconduct in failing to disclose the Tradewind Report, or the information and recommendations contained therein, once the Tradewind Report was discovered in 2018?*

recommendations contained therein in 2018 after Mr. McGuire located the Tradewind Report are listed in Chapter 12.

Questions 8 and 9 ask whether appropriate steps were taken to disclose the Tradewind Report to Council after it was discovered in 2018 and whether there was any misconduct in failing to disclose the Tradewind Report after such discovery.

I find that none of the City staff involved in the preparation of the notification to Council about the Tradewind Report engaged in misconduct, as that term is understood for the purposes of this Inquiry, or in improper or unprofessional behaviour. Nor do I think that the actions of any of the individuals involved in the presentations to Council constituted bad management.

However, the absence of a joint effort to respond collectively to all of the possible implications of discovery of the Tradewind Report, ineffective communication among those involved, and the compressed timeframe had the result that there was no analysis of any significance on a central issue — the implications, if any, of the Tradewind Report for the present and future operating conditions on the RHVP and, more specifically, whether the traffic safety measures put in place over time were appropriate and sufficient — apart from the observation that the resurfacing would cure any deficient friction levels.

This issue was not addressed until Council raised its questions at the Council meeting on January 23, with the result that CIMA could not comprehensively address the issue in the February 4 CIMA Memorandum in the limited time available to it. In addition, while I accept that the staff involved in the written presentations to Council legitimately sought to be open and transparent with Council and the public, Council could have been provided with more information in the written materials to understand more comprehensively the factors contributing to accidents on the RHVP. This conclusion is, however, based solely on the written presentations as the Inquiry received only limited testimony regarding the content of the discussions in the closed sessions of Council and the GIC. The reader is referred to the full answer in Chapter 12, and the facts in Chapters 10 and 11, for a more complete understanding of my answers and of the limitations attached to them based on the evidence before the Inquiry.

## What We Know About the RHVP as a Result of the Inquiry

This section summarizes my findings and conclusions in Chapter 12 regarding the technical issues around RHVP pavement friction and safety based on the information that was available to the Inquiry. It is important for the reader to review the detailed findings in Chapter 12 to understand and appreciate the many nuances underpinning this summary.

### The RHVP's Overall Collision Rates Were Higher Than Provincial Averages

The RHVP average weighted collision rate, counting all collisions (police reported and self-reported), was significantly higher than the collision rates on comparator provincial highways. In January 2019, CIMA concluded that the RHVP's average weighed collision rate was 1.01 collisions per million vehicle-kilometres travelled, whereas the rates were lower on the four provincial freeways CIMA selected as comparators: Highway 403 (0.81); Highway 406 (0.78); Highway 7/8 (0.66); and Highway 8 (0.70).

### The RHVP Had "Hot Spot" Sections

Elements of the RHVP geometry make the roadway challenging to drive, particularly in the area between the Greenhill Avenue and Queenston Road interchanges, which requires a higher friction supply in order to execute maneuvers in that area. Consistent with that evidence, the locations with the highest collision frequencies were located within, on approach to, or leaving horizontal curves, particularly in that segment of the RHVP.

### The RHVP Had An Abnormally High Proportion of Wet Road Collisions

The various experts who gave evidence before the Inquiry differed somewhat on what constitutes a "typical" wet road collision proportion, but there is no question that

the proportion of wet road collisions on the RHVP compared to total collisions was abnormally or disproportionately high compared to the expected norms.

## RHVP Friction Levels Declined from 2007 to 2014, Then Levelled Off (Answers to Terms of Reference Questions 14 and 16)

As discussed above, the MTO October 2007 friction test results were good for new SMA prior to opening to traffic, where it was predictable that friction would be low initially and increase in a matter of weeks or months after opening to traffic. In addition, while the results were not high, objectively speaking, they were much better than other brand new SMA pavements that the MTO had tested which had had early low age friction issues that resolved quickly.

Question 16 asks whether the 2007 MTO testing provided additional support or rebuttal to the conclusions of the Tradewind Report.<sup>38</sup> It provided neither. The condition of the RHVP pavement surface at the time of the Tradewind testing in 2013 was different from that at the time of the 2007 MTO testing. The frictional performance in October 2007 prior to opening was distinct from, and cannot be compared to, the parkway's frictional performance six years later in 2013 when tested by Tradewind.

Question 14 asks whether any consultant reports prepared after the Tradewind Report provided additional support or rebuttal to the conclusions contained in the Tradewind Report.<sup>39</sup>

The MTO 2008 results disclosed that the friction levels had increased following the October 2007 MTO testing, and after exposure to traffic.

However, the MTO results from 2009 to 2014 (excluding 2013 when testing did not occur) disclosed a decrease in the friction levels in each year thereafter. By 2014, the MTO results were approximately 20% lower than measured in 2008. The Tradewind

---

<sup>38</sup> Question 16 asks: **16)** *Did the MTO Report provide additional support or rebuttal to the conclusions contained in the Tradewind Report?*

<sup>39</sup> Question 14 asks: **14)** *Did subsequent consultant reports provide additional support or rebuttal to the conclusions contained in the Tradewind Report?*

friction test results, obtained in November 2013, along with the ARA and Englobe pre-resurfacing friction test results in May 2019, each confirm that the reduction in friction had levelled off after 2013/2014.

The 20% decline in friction disclosed by the MTO results was not unusual over a period of six years and was consistent with an expected amount of polishing of the aggregate used in the SMA surface course due to wearing from traffic. However, the reduction, while not unexpected, was “significant” because the starting point friction levels in 2008 were not particularly high to begin with.

I note as well that the various CIMA reports prepared after the Tradewind Report, even though prepared in ignorance of the Tradewind Report, contained collision history statistics and analysis suggesting that low friction might be a contributing factor to the accident experience on the RHVP, all of which provided additional support for the Tradewind Report test results and its conclusion that further investigation was necessary.

## “Relatively Low” RHVP Friction Levels Were a Likely Contributor to Collisions

As a general matter, as mentioned above, deficient friction is seldom the sole or principal cause of accidents on an expressway. In any event, the Inquiry has seen nothing to suggest that the friction levels on the RHVP were so low that friction in and of itself was a cause of accidents in the absence of other contributing factors.

However, by 2013/2014, the skid resistance levels on the RHVP were “relatively low”. The fact that parts of the roadway are challenging to drive makes the friction supply required to meet that friction demand more important than in other situations. In that context, the RHVP’s “relatively low” friction presented a problem that might not be present on other less challenging highway segments, particularly, but not exclusively, when the pavement surface was wet. As Dr. Flintsch testified, while the friction supplied by the SMA pavement was not inordinately low, it was low relative to the friction demanded by the geometric features of the RHVP.

The evidence before the Inquiry established that, at least with respect to accidents under wet surface conditions, inadequate skid resistance or friction was a contributing factor to accidents on the RHVP, in concert with other factors.

Ultimately, the extent that friction levels on the RHVP might have been a possible contributing factor to collisions even under dry surface conditions prior to 2019 cannot be definitively established. However, in general, skid resistance affects both wet and dry road collision rates, with both rates increasing as friction decreases, although the effect is greater on wet surfaces. In my view, the preponderance of the evidence regarding the other contributing factors to the accident experience on the RHVP, including not only the geometric features but also the location of the interchanges and ramps, as well as the relationship between the design speed and the posted speed, supports this conclusion.

None of this is to say that low friction was a contributor to any individual collision. A full collision reconstruction is necessary to reach a conclusion as to the cause(s) of any individual collision.

## Many Factors Contributed to Collisions on the RHVP (Answer to Terms of Reference Question 24)

Question 24 raises the question of the universe of factors that contribute to accidents on the RHVP.<sup>40</sup>

As noted above, there is ample evidence that friction levels were a contributing factor generally to collisions on the RHVP, and especially on wet pavement. However, there are many potential contributing factors to collisions and other accidents on a roadway which, in general, can be broken down into three categories: factors related to the highway conditions, factors related to the vehicles involved, and factors related to the driver(s) involved.

---

<sup>40</sup> Question 24 asks: **24)** *To what extent do other factors, including, but not limited to, driver behaviour, lighting and weather conditions, contribute to motor vehicle accidents when compared to the impact of friction levels on motor vehicle accidents on the RHVP?*

It is well documented in the transportation industry that the motorist is the primary contributor to collisions in the road-vehicle-motorist system, while it is estimated that road design, operations, and maintenance are a contributing factor in approximately one quarter of motor vehicle collisions. Road users operate within an environment, and they operate better and make better or error-free decisions when the roadway in front of them is consistent with what they expect for that type of facility. Within a particular road section, the design, the operations, the line markings, and the signage, among other factors, ought to be relatively consistent for like situations. Roadway infrastructure must be designed, operated, and maintained so that motorists understand the system they are using and will make rapid and appropriate decisions in selecting speed and path. Consistency and uniformity of design standards is a primary means of facilitating motorist comprehension, expectancy, and prudent decision making.

As noted above, on the RHVP, several interrelated factors contributed to collisions in addition to the friction levels. These included the geometry (tight sequential curves, short weaving areas, and closely spaced interchanges) and operating speeds that regularly exceeded the design speed of 100 km/h, given that the posted speed was 90 km/h until the partial reduction approved by Council in 2019. Essentially, the relatively low friction reduced the margin of error that drivers had in challenging areas of the RHVP, which made the roadway less forgiving of driver speed and error, particularly under wet surface conditions. This evidence was supported by the opinions of CIMA expressed in the 2015 CIMA Report, the Lighting Study, the RHVP Roadside Safety Assessment, and the February 4 CIMA Memorandum.

The evidence before the Inquiry did not, however, support a ranking among these factors. With the breadth of evidence the Inquiry heard, the primary point that bears repeating is that none of the factors that contribute to collisions can be taken in isolation. Rather, the combination of geometry, the posted speed, road surface conditions, friction levels, and driver expectations that the RHVP functions like a 400-series highway are all potential contributing factors to collisions on the RHVP.



## The Impact of The Non-Disclosure of The Tradewind Report on RHVP Safety (Answers to Terms of Reference Questions 10, 11, and 12)

Questions 10, 11, and 12 of the Terms of Reference address the impact of the non-disclosure of the Tradewind Report.<sup>41</sup> These questions require consideration of the consequences of the non-disclosure of the Tradewind Report at the time of its receipt in January 2014.

The principal significance of Mr. Moore's retention of the Tradewind Report was that the Traffic group and its consultant, CIMA, did not have the benefit of the findings and recommendations in the Tradewind Report after 2014. The question is therefore what could reasonably have been expected to happen if Traffic had in fact received the Tradewind Report and the 2014 Golder Report in 2014. The answers to these questions are therefore, by their nature, speculative. I address these questions based on the following framework.

The Tradewind Report was credible; its contents and its recommendation for further investigation should have been taken seriously. The Tradewind Report did not identify an urgent concern, whether relating to pavement condition or traffic safety, but it did identify a condition that could, under some circumstances, be a contributing factor to collisions, particularly under wet surface conditions. Its findings not only required a further investigation but also called into question the simple explanation of bad driver behaviour that was provided to the PWC and Council as the reason for the abnormal accident experience on the RHVP.

Significantly, both the Tradewind results and the CIMA analysis in the 2015 CIMA Report suggested that friction levels on the roadway could have been a contributing

---

<sup>41</sup> Questions 10 to 12 ask: **10)** *Did the Tradewind Report contain findings or information that would have triggered Council to make safety changes to the roads or order further studies?* **11)** *Were users of the RHVP put at risk as a result of the failure to disclose the Tradewind Report's findings?* **12)** *Did the failure to disclose the Tradewind Report, or the information and recommendations contained therein, contribute to accidents, injuries or fatalities on the RHVP since January, 2014?*

factor to the accident experience on the RHVP. If Traffic had received the Tradewind Report, it would not have been possible to attribute that collision experience exclusively to bad driver behaviour, even if the friction levels that it revealed were not, in and of themselves, the cause of collisions. Recognition of this possibility would have prompted the Traffic group to look more broadly at the issue and to develop a more comprehensive view of the factors that were contributing to the collision experience on the RHVP in 2014. Given the pre-existing elements of the geometry of the RHVP, the weaving distances associated with the location of the ramps and interchanges, and the separation between the posted speed and the design speed, among other factors, Traffic would have had to address the question of whether the interaction of the friction levels on the RHVP with these other factors could have been an explanation for the wet surface accident experience in particular.

It is reasonable to conclude that, if the Traffic group had received the Tradewind Report, this group would have conducted a further investigation of the roadway surface including the friction levels on the RHVP as recommended by Tradewind. This would have provided a clearer assessment as to whether the pavement surface friction levels were a contributing factor to collisions on the RHVP. It may have included further friction testing, or more targeted testing on the RHVP's hot spots. I have no doubt that Council would have authorized any study or investigation that staff recommended given the ongoing engagement of the PWC on RHVP traffic safety matters, and the public attention paid to the collision experience on the RHVP.

The City's consultants — Golder and CIMA — canvassed many types of possible countermeasures with their staff contacts in Public Works over time, some of which were implemented, and others which were not, for various reasons. If the Traffic group had received the Tradewind Report and the 2014 Golder Report and had conducted further investigation, they would have been more fully informed about all the countermeasures available to the City and would have been in a position to consider them meaningfully.

However, I cannot speculate on whether City staff would have recommended adoption of specific countermeasures recommended by CIMA that were not implemented between 2014 and 2019, or any of Golder's recommendations. Many of these options would have been costly, and would have taken time, to implement (for example, rehabilitation of the surface and installation of median barriers). It is impossible to

assess in hindsight the factors that would have gone into a decision on any of such options including the results of the necessary cost-benefit analysis.

However, with respect to the countermeasures recommended by CIMA that were actually implemented in the period between 2014 and 2019, I think it is reasonable to assume that if Traffic had adopted a more comprehensive approach to traffic safety, Traffic would have recommended to Council that those countermeasures be implemented earlier than actually occurred. In particular, I think that it is reasonable to assume that Traffic would have recommended a reduction in the posted speed limit on the RHVP and enhanced speed enforcement earlier than 2019. I also think that it is reasonable to assume that Traffic would have recommended implementation of those countermeasures that were tied to the resurfacing schedule of Engineering Services, in particular the installation of permanent raised reflective markings, on an independent and earlier basis.

Due to the COVID-19 pandemic and its effects on traffic patterns, it was not possible to draw reliable conclusions regarding collision trends after 2019 following the reduction of the posted speed limit, the commencement of enhanced speed enforcement, and the resurfacing of the RHVP, which otherwise could have demonstrated whether these actions did, in fact, result in a reduction in collisions. This will only be possible when the City has an appropriate data set of post-2021 collision statistics available for expert analysis. In addition, dealing specifically with respect to fatalities, the limited number of such incidents makes it impossible to draw statistically meaningful conclusions.

However, to the extent that the earlier implementation of the countermeasures described above would have decreased the demand for friction on the RHVP, the expert evidence established that decreasing the demand for friction will decrease the number of collisions, injuries, and deaths, even if it is not possible to quantify the effect. Accordingly, it is logical to assume that the failure to disclose the Tradewind Report, or the information and recommendations contained in the Report, resulted in users of the RHVP being exposed to more risk than would have been the case if those countermeasures had been implemented earlier. For the same reason, it is also logical to assume that the failure to disclose the Tradewind Report contributed to accidents and injuries on the RHVP since January 2014.

## Summary of Recommendations

In Chapter 12, I set out Recommendations in response to the questions I was directed to answer in the Terms of Reference. These Recommendations are informed by my findings, overall conclusions, and the answers to the Terms of Reference set out in Chapter 12 and in earlier chapters.

The City's resolution directing this Inquiry included a direction to make recommendations appropriate and in the public interest as a result of the Inquiry, including in Question 15 of the Terms of Reference, to identify any changes to the City's by-laws, policies, and procedures to prevent any future incidents of non-disclosure of significant information to Council. The Recommendations focus on the structural and systemic issues that are identified in this Report.

My recommendations are directed to the City of Hamilton, but many of the matters raised in the Terms of Reference are relevant to municipal governance generally and maintenance of municipal expressways specifically.

Many of the matters addressed in my Recommendations have been addressed in the reports and recommendations of previous inquiries. Where appropriate, I repeat and reiterate guidance from previous inquiries in my Recommendations. In particular, I have emphasized the need for leadership and education in establishing and maintaining a culture of collaboration, cooperation, transparency, and accountability for Council, staff, and the public. Such a culture is fundamental to good government at the local level.

I am aware that the City has made changes to its practices, policies, and procedures since 2019, and that some of these changes may address issues discussed in this Report and highlighted in the Recommendations. My Recommendations, however, are rooted in the Terms of Reference and respond to the policies, procedures, and events set out in the Terms of Reference that were in effect prior to and as of 2019. Nothing in this Report should be viewed as an express or implied criticism of the City's subsequent efforts to improve its policies, practices, and procedures.

The Recommendations are set out in full in Chapter 12 and cover several different matters. As a summary, the principal categories of Recommendations are as follows.

First, the Public Works department should treat traffic safety on the RHVP and the LINC as a shared responsibility of all members of the department. The Recommendations suggest certain mechanisms to reinforce this joint responsibility.

Second, given the collision history on the RHVP, and the fact that the collision experience will necessarily change over time, Public Works should adopt processes for a comprehensive safety approach similar to the approach of the regional offices of the MTO to monitor and address traffic safety issues that arise on the RHVP and the LINC. My Recommendations relate to both expressways as they form one continuous roadway that should be managed as a whole. The Recommendations identify certain elements of such an approach to traffic safety.

Third, the Recommendations address the need to develop a real culture of collaboration and cooperation between departments and divisions of Public Works that have overlapping responsibilities.

Fourth, the Recommendations address the need for the Public Works department to enable information sharing among members of the department, including the establishment of a library of all consultant and third-party reports, staff reports, collision statistics, and analyses, among other things, and a formal project tracking system for any matter involving multiple divisions within Public Works.

Fifth, in view of the issues raised in respect of staff reports to Council, it is recommended that certain actions be taken to ensure better and more consistent reporting to Council. The recommendations also suggest policies regarding the preparation of staff reports to ensure objective and comprehensive reports to Council and its committees.

Similarly, in view of the issues raised regarding statements to the media and the public, it is recommended that certain steps be taken to ensure accurate disclosure to the media and the public and the correction of any inaccurate disclosure.

Lastly, the Recommendations address a number of issues respecting third-party consultant engagements and the preparation of consultant reports and the companion staff reports to ensure that the respective roles of consultants and City staff are respected.

## Conclusion

This Inquiry effectively began in the late spring of 2019. Its Terms of Reference required an investigation of the relevant facts pertaining to the design and construction of the RHVP, traffic safety reviews and friction testing conducted since the opening of the RHVP in November 2007, the manner in which the Public Works department oversaw roadway and traffic safety on the RHVP during that period, and the actions of City staff in respect of, and following, discovery of the Tradewind Report in September 2018.

As set out in Chapter 13, the investigation phase, which went to April 2022, took longer than anyone anticipated or wanted. Broadly drafted terms of reference have significant consequences for the scope and process of an inquiry, as was the case in this Inquiry. This, in turn, affected the length and cost of the Inquiry, as did the City's approach on issues of document production and privilege assertions which are detailed in Chapter 13. In addition, the occurrence of the COVID-19 pandemic created challenges for the participants, especially the City.

The public hearings provided a comprehensive airing of the issues relevant to the Terms of Reference, which is the goal of public inquiries. It is my hope that the technical and expert evidence and my overall findings in this Report will contribute to a better understanding of the design, construction, and operating history of the RHVP and thereby provide some clarity to the City, those who have been personally affected by accidents on the RHVP, and the Hamilton public generally.

As noted above, as an investigation completed in a public forum, a public inquiry requires flexibility, creativity, and adaptiveness to achieve a fair process that is transparent and balances thoroughness with efficiency. Through the commitment of Commission Counsel, the participants, and the participants' counsel, and all those involved in the Inquiry process, I trust we have met these goals.



## CHAPTER 1

# Technical Concepts and Background



## 1.1. Overview

This chapter provides a basic introduction to a number of topics necessary for an understanding of the evidence, conclusions, and recommendations discussed later in this Report – certain guidelines applicable to the design of highways in Ontario, different pavement structures, the stone mastic asphalt (“SMA”) surface course of the Red Hill Valley Parkway (“RHVP”), the science of pavement-tire friction, the measurement and management of friction levels on highways in Ontario and internationally, the approach of the Ontario Ministry of Transportation (“MTO”) to ensuring adequate friction on Ontario highways, and certain traffic safety concepts and highway design considerations relevant to traffic safety on the RHVP.

These topics are technical, as is much of the subject matter of the Inquiry’s Terms of Reference. Accordingly, much of the evidence before the Inquiry was technical and a large number of the individuals involved, including those who testified, were engineers or had other technical roles and/or backgrounds. It was therefore necessary for the Inquiry to have independent expert advice on technical matters. In this regard, the Inquiry has benefitted from the technical assistance of Dr. Gerardo Flintsch<sup>1</sup> and Russell Brownlee,<sup>2</sup> each of whom provided expert reports and oral testimony on two occasions.

Dr. Flintsch’s first report, dated April 2022, entitled “Primer on Friction, Friction Management, and Stone Matrix Asphalt Mixtures” (the “Flintsch Primer”), and his oral testimony in connection with this report also at the outset of the Phase 1 public hearings provided a technical overview of the friction-related matters relevant for this Inquiry. His second report, dated November 2022, and testimony in Phase 2 of the Inquiry hearings applied these concepts to the RHVP.

Mr. Brownlee’s March 2022 report and his oral testimony in connection with this report at the outset of the Phase 1 public hearings introduced general concepts of highway

---

<sup>1</sup> Dr. Flintsch is the Director of the Center for Sustainable and Resilient Infrastructure at Virginia Tech Transportation Institute.

<sup>2</sup> Mr. Brownlee is the President and Transportation Safety Engineer at True North Safety Group.



design. His second report, dated November 2022, and testimony in Phase 2 discussed the applicability of those concepts and traffic safety principles to the RHVP.

For brevity and clarity, some portions of this chapter pertaining to friction, SMA, design guidelines, and traffic safety concepts are adopted verbatim or substantially verbatim from the Flintsch Primer or from Mr. Brownlee's reports and evidence, without specific attribution or quotation marks. No participant in the Inquiry took issue with the Flintsch Primer, and in this chapter I rely only on aspects of Mr. Brownlee's reports and evidence that were not contentious.

## 1.2. Requirements, Best Practices, and/or Guidelines for Municipalities Constructing Expressways

There are no mandatory requirements for the design and construction of limited access municipal freeways in Ontario. There are instead guidelines and best practices, and requirements that municipalities can adopt if they choose to do so. Industry good practice is to apply these, with any design exceptions the municipality has formally adopted (called "jurisdictional" design exceptions). These jurisdictional exceptions may be location specific (a design exception), project specific (a special provision in a contract or tender), or network wide (a standard drawing or table of acceptable design criteria).

### 1.2.1. Ontario Highway Design Standards

The principal design standards or guidelines for the design of highways in Ontario are:

- the 1985 Geometric Design Standards for Ontario Highways published by the MTO (the "1985 MTO Design Guide"). The 1985 MTO Design Guide was developed for use on provincial highways and roadways. Some municipal entities adopted it for the design and contract specifications of their roadways; and
- the 1999 Geometric Design Guide for Canadian Roads published by the Transportation Association of Canada (the "1999 TAC Guide") and the 2017 update (as updated, the "2017 TAC Guide"). The 1999 TAC Guide and 2017

TAC Guide were developed to achieve design consistency amongst Canadian federal, provincial, territorial, and municipal road authorities.

Most major Ontario cities and towns, and many counties, have applied the 1999 and 2017 TAC guides, unless they were making modifications to a provincial highway within their jurisdiction that was the subject of a connecting link agreement with the MTO. In these latter instances, MTO practices would be specified. In 2017, the MTO itself adopted the entirety of the 2017 TAC Guide, except the roadside design chapter.

The RHVP design was based on the 1985 MTO Design Guide. Although the RHVP was not actually constructed until the mid-2000's, the main RHVP design phase took place before the 1999 TAC Guide came into existence, as described in detail in Chapter 2. While there are differences between the 1985 MTO Design Guide and the 1999 TAC Guide, they are not material for the purposes of the Inquiry.

Whichever guide is applied, the design parameters therein are not hard and fast rules that must be applied in all circumstances. The design manuals provide the starting points of any design, but there is always latitude to deviate from the guidance in specific situations and combinations of situations. In some cases, it may also be necessary to depart from a particular guideline in order to meet other project objectives and constraints.

Engineering design manuals set out industry good practice, but also the understanding that there will be trade-offs, design exceptions, and engineering judgment to be applied in all those situations to meet project goals, funding arrangements, and project constraints. Such constraints could include property impact, funding sources, topography, environmental concerns, or the requirements for environmental approvals.

Meeting design requirements (whether they are termed “guidelines” or “standards” as they are sometimes called) does not guarantee that the as-built road will be safe, and a departure from the guidelines to address particular constraints does not mean that the as-built road will be unsafe. Accordingly, in all cases, professional judgment must be applied to ensure that an as-built road operates as safely as reasonably possible.

The principal standards/guidelines relevant to this Inquiry pertain to the following elements of highway design, which are listed along with a brief summary of how they apply to the RHVP:

- 1) **Design speed:** The RHVP design speed is 100 km/h. The selection of design speed affects a number of other highway features, such as horizontal and vertical curves, sight stopping distances, and road/shoulder widths. The 1985 MTO Design Guide allows for a design speed range of 90 to 120 km/h, with 90 km/h only to be considered in the instance of urban freeways (the RHVP is an urban freeway).
- 2) **Posted speed:** The design speed should ideally be 20 km/h over the posted speed limit. Every effort should be made to meet this desirable standard on a freeway, but the 1985 MTO Design Guide provides that urban environments and challenging topography are two of the reasons for which it may not be met. From the time it was constructed until February 2019, the RHVP had a posted speed of 90 km/h, which was only 10 km/h less than the design speed. By contrast, the majority of Ontario freeways have posted speeds of 100 km/h and design speeds of 120 km/h.
- 3) **Horizontal circular curve radius:** A 100 km/h design speed results in a minimum recommended circular curve radius of 420 m under the 1985 MTO Design Guide. Sequential curves on the RHVP south of King Street and traversing the King Street interchange have radii of 420 m and 450 m, respectively. These two curves are immediately adjacent to a third much larger radius curve south of Queenston Road.
- 4) **Superelevation:** Superelevation is a feature of curve design, with the outside road edge higher than the inside road edge to counteract the horizontal forces on a vehicle as it goes around the curve. The designed superelevations of the RHVP are mostly compliant with the guidelines in the 1985 MTO Design Guide, but it is unknown whether or not the 420 m radius curve south of King Street on the RHVP meets the minimum required 6% superelevation for that curve specified by the 1985 MTO Design Guide.
- 5) **Interchange spacing:** The 1985 MTO Design Guide recommends that freeway interchanges be spaced not less than 2 km apart. While deviations from this are not uncommon with urban freeways due to existing arterial roads and neighbourhoods, all but one of the six RHVP interchanges are spaced

closer than 2 km apart. Two of the three most closely spaced interchanges on the RHVP (Greenhill Avenue to King Street and King Street to Queenston Road) are located in the area of the three sequential curves described above.

- 6) **Ramp spacing (weaving distances):** The 1985 MTO Design Guide also recommends a minimum distance of 600 m between ramps on a freeway (also called “weaving distance”). Three of the weaving distances on the RHVP are below that recommended minimum, and correspond with the two most closely spaced interchanges and the three sequential curves described above.
- 7) **Vertical curves:** The 1985 MTO Design Guide sets guidelines for the maximum grade (slope) of vertical curves (crests and valleys), and for the permissible rate of change in grade. While the RHVP is compliant with those guidelines, the challenging geometric elements described above generally coincide with the downhill grade of the Niagara Escarpment when driving northbound on the RHVP and the uphill grade when driving southbound.

These issues are discussed in greater detail later in this chapter and in Chapter 2.

### 1.2.2. Ontario Paving Standards

There are also no mandatory requirements respecting the materials municipalities use to pave limited access freeways that they construct.

The Ontario Provincial Standards (“OPS”) organization publishes and maintains a comprehensive set of Ontario Provincial Standard Specifications (“OPSS”) for use by road and public works owners, contractors, and consultants in Ontario. The OPS organization consists of various specialty committees, the majority of whose members are municipal representatives.

The MTO has developed specifications that reflect the MTO’s own administration, testing, pavement policies, procedures, and practices. These specifications are not legally binding on municipalities. However, OPS specialty committees update and revise some of those specifications for municipal use by ensuring they reflect the comparable procedures, and practices of municipalities in Ontario. The OPS Pavements Committee is one such committee. It consists of a majority of municipal

representatives in addition to industry and consulting representatives and an MTO representative (whose role is to speak to the nature of the MTO specifications). While municipalities may use the specifications developed by the OPS Pavements Committee, they are not required to do so.

As described below and in Chapter 3, the MTO maintains a Designated Source of Materials (“DSM”) list. The DSM lists the products and their sources that the MTO will accept as suitable for use in MTO contracts. Among the products and sources included on the DSM are the premium aggregates the MTO requires be used in certain surface course pavements, including but not limited to, SMA and Superpave 12.5 FC2 (or SP12.5 FC), which have been used on the RHVP. There is no comparable list maintained for municipalities and they are not bound to use DSM listed aggregates in the pavements used in the construction of a municipal freeway.

### 1.3. Perpetual Pavement and Stone Mastic Asphalt

The RHVP mainline was constructed using a perpetual pavement design structure with an SMA surface course. This section provides a brief description of perpetual pavements and SMA, and an overview of their use in Ontario.

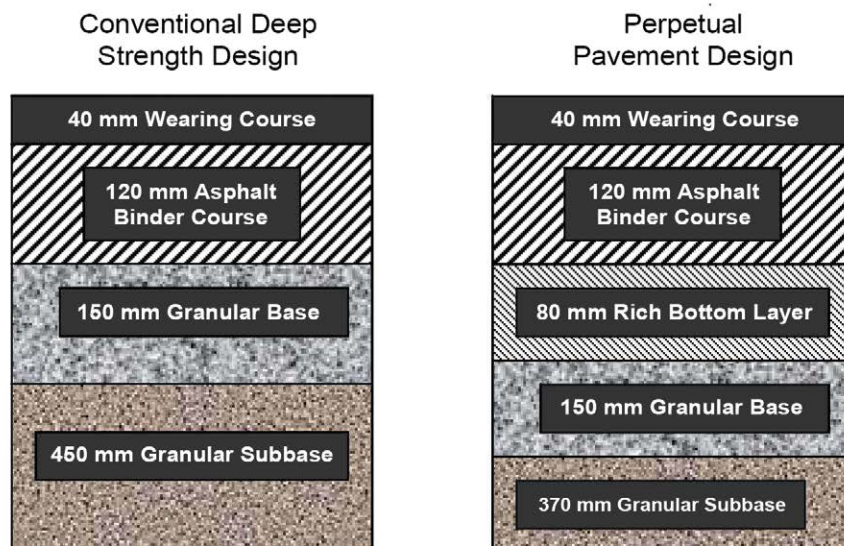
#### 1.3.1. Perpetual Pavement Structure

Any roadway paved with hot mix asphalt (“HMA”) has one or more granular and asphalt layers. The composition of these layers and their thickness comprise the pavement structure. For a freeway, there are typically multiple layers. **Figure 1a** is a visual representation of two types of pavement structure design: conventional deep strength pavement and perpetual pavement.<sup>3</sup>

---

<sup>3</sup> **Figure 1a** is from a paper specifically about the RHVP, but it provides a general visual representation of the two types of pavement structures depicted.

**Figure 1a: Conventional Deep Strength and Perpetual Pavement Designs**



A perpetual pavement (also called “permanent pavement” or “long-life pavement”) is one type of overall pavement structure design comprising multiple granular and asphalt layers. As these names suggest, longevity is a defining feature.

Each pavement structure contemplates a surface course (also called the “wearing course”) of HMA. Two such surface courses are SMA, which is typically used for high volume freeways, and Superpave 12.5 FC2. For example, in the diagrams above, either SMA or Superpave 12.5 FC2 could form the top “40 mm Wearing Course” in either pavement structure.

The intended lifespan of a perpetual pavement is 50 years or more. Only periodic replacement of the perpetual pavement’s thin surface layer (resurfacing or repaving) is required during this 50-year period. Major rehabilitation or reconstruction is not anticipated until the pavement has been in service for 50 years or more, although routine maintenance and minor rehabilitation is anticipated throughout the pavement life cycle.

By contrast, the life cycle of a conventional deep strength asphalt pavement is approximately 20 years. The typical life cycle involves routine maintenance on the pavement throughout and major rehabilitation work every 18 to 25 years.

Perpetual pavements are designed from the bottom up. The key design principles of the perpetual pavement structure are:

- A competent pavement foundation consisting of subgrade and granular layers;
- A “rich bottom” or fatigue resistant layer of asphalt that has increased asphalt content and reduced air voids, and is highly resistant to fatigue cracking;
- An intermediate asphalt binder course layer that is structurally sound and rut-resistant;
- A renewable 40 mm surface layer that is rut, wear, and skid resistant; and
- A total asphalt thickness of more than 200 mm (comprised of the surface course, asphalt binder course, and rich bottom layers) to reduce and resist fatigue cracking.

Perpetual pavements are designed to avoid deep-seated structural failure and resist fatigue cracking in the lower asphalt layers. Generally, with appropriate maintenance procedures, perpetual pavements are intended to experience wear and tear only on the 40 mm surface course. Because wearing is confined to the top layer, pavement distresses can be remedied through milling and replacement of the 40 mm surface course. Mill and overlay (colloquially known as “shave and pave”) resurfacing (a type of pavement rehabilitation) is faster, lower cost, and more resource-efficient than the major rehabilitation (reconstruction) required for conventional asphalt pavements that tend to fail from the bottom layers up.

The most notable claimed benefit of the perpetual pavement structure is the lower overall costs over the 50-year pavement life, as compared to conventional pavement structures, notwithstanding the higher upfront construction costs to build a perpetual pavement.

Other benefits of perpetual pavement are said to include conservation of aggregate and bituminous resources, lower energy consumption, and reduced vehicle emissions. These benefits flow from the reduced rehabilitation and major reconstruction needs of perpetual pavements over the life of the pavement structure and a corresponding reduction in the frequency of rehabilitation-related traffic disruption and lane closure.



Higher ride quality associated with the increased rut resistance of perpetual pavements also reduces potential vehicle damage.

The MTO conducted its first perpetual pavement trial in 2007 on a 2.2 km test section of Highway 406 near Thorold, Ontario. The Highway 406 perpetual pavement was paved concurrently with a 3.1 km control section of typical deep strength pavement to allow the MTO to monitor performance of the perpetual pavement. As of 2009, the MTO had two additional perpetual pavement projects under construction.

The decision of the City of Hamilton (the “City”) to use a perpetual pavement structure on the RHVP, including the feasibility study prepared in respect of this decision, is discussed in Chapter 2.

### 1.3.2. Stone Mastic Asphalt

#### 1.3.2.1. Technical Background

SMA is an asphalt concrete mixture developed in Germany in the 1960s. It was developed to provide heavily trafficked roads with a durable, rut-resistant wearing course. The SMA technology was introduced in North America in the early 1990s, and it has been used mostly as a surface layer on high traffic freeways.

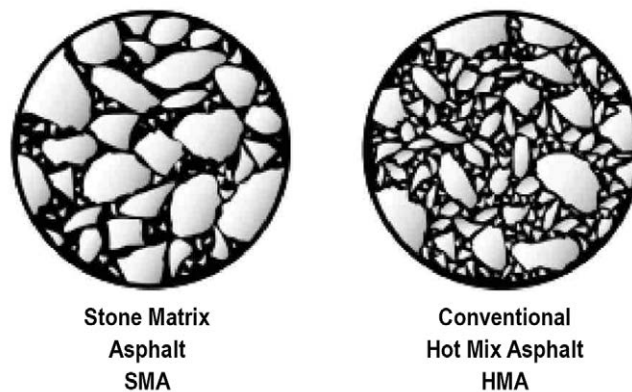
The most commonly used HMA mixes in North America are dense-graded mixes. These mixes use a well-graded aggregate (even distribution of aggregate particles from coarse to fine) and asphalt binder. Dense-graded mixes are considered the workhorse of HMA since they may be used effectively in all pavement layers, for all traffic conditions. Superpave 12.5 FC2 is a dense-graded HMA mix. A Superpave 12.5 FC2 mix was placed on the RHVP mainline and ramps when it was resurfaced in 2019; it was also used for the original surface course on the RHVP ramps.

In contrast, SMA is a gap-graded HMA, by which is meant an asphalt that uses coarse and fine aggregates without an even distribution of aggregate particles, and that uses a modified asphalt binder with higher asphalt content than other mixes. SMA is often considered a premium mix because of higher initial costs due to increased asphalt contents and the use of more durable aggregates. Cubical, low abrasion, crushed stone and manufactured sands are recommended because the SMA mixture gains most of its strength from the stone-on-stone aggregate skeleton. The skeleton is held together by a

mixture of manufactured sands, mineral fillers, and additives (fibers and polymers) that make a stiff matrix. Mineral fillers and additives also reduce the amount of asphalt drain-down in the mix during construction, which increases the amount of asphalt used in the mix and improves its durability.

**Figure 1b** is an illustration of the aggregate structure of an SMA mix compared with a conventional dense-graded mixture.

**Figure 1b: Aggregate Structure of SMA and Conventional Dense-Graded HMA**



As mentioned, SMA is designed to improve rut resistance and durability. The primary advantage of SMA is an extended life with improved pavement performance compared to conventional dense-graded HMA. SMA was an attractive choice for the RHVP because of its pavement performance and alleged noise reduction which was significant given the adjacent residential areas.

SMA mixes are typically 20 to 25% more expensive than the traditional HMA mixes. The extra cost comes from the use of higher quality aggregates, more (and typically more expensive) polymer-modified binder, and more mineral filler than conventional mixtures. SMA mixtures also require adding fibers to stabilize the high quantities of binder and require higher mixing temperatures (because of the polymer-modified binders), which increases energy use during production. However, for high traffic highways, the extra service life obtained because of the enhanced durability typically compensates for the extra cost.

Dr. Flintsch described the evidence respecting the frictional qualities of SMA as being equivocal, when considered as a category. Some studies indicate SMA has slightly better frictional qualities than traditional dense-graded mixes, while others do not. In Dr.

Flintsch’s opinion, the frictional qualities of a pavement are not dependent on the asphalt type per se, but instead, on the type and quality of the aggregate used in a mix whether SMA or otherwise. I accept this opinion.

One potential concern with SMA surfaces is low friction when the surface is new. This was a major issue for the MTO beginning in 2005 and resulted in a pause in MTO placement of SMA on provincial highways from late 2007 until 2014, as described in detail below.

It is understood that sand (often precoated with asphalt binder) is sometimes added to the surface of SMA in Germany and rolled in while it is hot. This construction practice has also been used in the UK and New Zealand and, as described below, is similar to the approach the MTO ultimately took to address this early age low friction issue.

#### *1.3.2.2. Early Age Low Friction Issues with SMA in Ontario*

After a trial on a section of Highway 401, the MTO adopted the use of SMA as a premium surface course mix on MTO highways beginning in the early 2000s. As of 2003, the MTO’s Surface Course Directive (PLNG-C-003), which provides direction on the use of surface course types on provincial highways, recommended that SMA be used for high volume freeways, in particular 400-series highways and the Queen Elizabeth Way (“QEW”).<sup>4</sup> The MTO completed an additional eight SMA paving contracts in 2004 and 2005.

Ontario’s asphalt paving industry organizations — the Ontario Hot Mix Producers’ Association (“OHMPA”) and the Ontario Road Builders’ Association — strongly supported the use of SMA in Ontario.

By 2005, however, the MTO began identifying issues of low initial pavement friction on its newly placed SMA pavements. A November 2005 MTO presentation reflected that initial friction values for MTO’s pavements were in the 20s, with a range of values between 25 and 45.<sup>5</sup> Initial pavement values in the 20s were below the desired MTO value of FN30.

---

<sup>4</sup> High volume freeways are roads with equivalent single axle loads (“ESALs”) greater than 3 million per design lane.

<sup>5</sup> The November 2005 MTO presentation describes the values as SN (skid number), rather than FN (friction number). SN and FN are different ways of reporting friction values that result from testing using an ASTM E274 locked-wheel friction tester. For consistency, FN is used throughout this chapter.

The MTO approach to testing the friction values of pavement is discussed later in this chapter.

MTO staff also identified that SMA surface friction tended to improve relatively quickly over time as traffic wore off the asphalt cement film. The MTO's experience with early age SMA low friction was consistent with issues experienced by road agencies in other jurisdictions that used SMA.

The low initial friction values were a public safety concern for the MTO. In response, the MTO undertook an extensive multi-year investigation to address SMA early age low friction. The MTO's investigation, and its related initiatives and trials, began in 2006 and continued until 2014. As part of that, in November 2005, a joint MTO-industry task group was formed in response to the SMA early age friction problem and other issues related to construction of SMA mixes. The SMA task group was made up of MTO and OHMPA representatives.

Various iterations of the SMA task group and its membership existed for nearly 10 years, until 2014.<sup>6</sup> The Inquiry received a great deal of documentary evidence regarding the SMA task group, as well as some oral evidence on the topic. However, a short summary of its activities as they aligned with issues pertaining to the RHVP will suffice for the purposes of this Report.

In May 2007, the MTO revised the list of premium aggregates allowed for use in SMA on the recommendation of the SMA task group. Seven DSM-approved quarry sources were permitted for use in SMA. Some aggregate sources, including aggregate from Ontario Trap Rock,<sup>7</sup> were excluded from use in SMA because of poor or insufficient frictional performance data. As of August 2007, the MTO's "short-list" of acceptable SMA aggregates was communicated via two Special Provisions (SSP 313S45 and SSP 110F12).

The MTO's prohibition on the use of Ontario Trap Rock prompted a telephone call from Dr. Ludomir Uzarowski (Principal, Pavement & Materials Engineering, Golder) of Golder Associates Ltd. ("Golder") to Dr. Chris Raymond (Senior Pavement Design Engineer,

---

<sup>6</sup> Three former MTO representatives on the SMA task group testified at the public hearings: Dr. Chris Raymond, Chris Rogers, and Tom Kazmierowski.

<sup>7</sup> "Ontario Trap Rock" is the name of a company that is an aggregate supplier in Ontario. However, "trap rock" is also a type of aggregate used in highway pavements.

Pavements & Foundations, Materials Engineering & Research Office, Highway Standards Branch, Provincial Highways Management Division, MTO)<sup>8</sup> on July 31, 2007, regarding the aggregate used by Dufferin Construction Company (“Dufferin”) in the SMA surface course on the RHVP, as discussed in Chapters 2 and 3.

Frank Marciello (Pavement Evaluation Supervisor, Pavements & Foundations Section, MTO) conducted pavement friction testing on the MTO’s SMA pavements throughout 2007 for the purposes of evaluating early and yearly SMA performance and the various initiatives recommended by the SMA task group.

On November 6, 2007, as a consequence of the MTO’s experience with early age low friction of SMA, the MTO implemented a pause on the use of SMA on provincial roads.

An MTO Information Note issued that day indicated that the pause was related in part to low pavement friction on a construction contract on Highway 401 at Woodstock (Contract 2005-2030), which had friction numbers ranging from the low to high 20s. Because Contract 2005-2030 was paved with approved aggregates on the MTO short-list, the MTO concluded that restrictions on the use of SMA aggregates was not a successful means of addressing early age low friction problems.

This pause was instituted after paving of the RHVP was completed. Friction testing on the RHVP took place in October 2007 and is discussed in detail in Chapter 3. The MTO’s October 2007 RHVP friction test results, although obtained only two weeks before the SMA pause was implemented, did not factor at all in the MTO’s decision to pause the use of SMA. To the contrary, the MTO considered the results of the testing on the RHVP to be good for a newly placed SMA pavement.

In this regard, in the course of discussions between Dr. Uzarowski and Dr. Raymond regarding early age SMA friction issues in October and November 2007, Dr. Uzarowski suggested that the MTO consider shotblasting (which involves steel pellets being fired at the pavement surface) as a method to remove the asphalt film in freshly paved SMAs. These discussions, while close in time to the MTO’s October 2007 RHVP friction testing, did not contemplate shotblasting on the RHVP. All communication was in furtherance of

---

<sup>8</sup> In this chapter, unless stated otherwise, all MTO staff referenced by name were in the Materials Engineering & Research Office (MERO) in the Highway Standards Branch of the MTO’s Provincial Highways Management Division.

the joint MTO/industry SMA task group's efforts at addressing the MTO's early age friction issues.

Around the same time, Dr. Raymond and Dr. Uzarowski also discussed the possibility of the MTO conducting British Pendulum Testing ("BPT") on the RHVP. The mechanics of BPT, a form of friction testing, are described below in this chapter. The reason for this testing, had it occurred, would have been for the MTO to use the BPT results in an attempt to correlate them with its October 2007 friction test results on the RHVP. However, for reasons that remain unclear, the MTO did not conduct any such testing on the RHVP. In any event, the purpose of the proposed testing was not related to concerns about RHVP friction levels at the time.

The MTO continued to allow limited placement of SMA following implementation of the pause in November 2007, generally restricted to already-awarded SMA contracts and contracts that acted as trials for initiatives recommended by the SMA task group. For example, the MTO used a revised SMA mix design on a QEW trial at Red Hill Creek (near the RHVP) in 2009.

Work of the SMA task group continued until 2014. Various trials and treatments were investigated during this time. A successful solution to the SMA early age low friction issues was ultimately achieved using a coated "hot grit" application. This process involves coating hot grit (fine aggregate) using 1% asphalt cement and applying it to the SMA surface when it is placed.

On October 31, 2014, the MTO lifted its pause. The MTO's Surface Course Directive (PLNG-C-003) was revised to reinstate the use of SMA for high volume provincial freeways. Since 2014, the revised Surface Course Directive has required application of a hot grit coated with asphalt cement on all SMA pavements during paving to address the early age low friction issue. At the time of writing this Report, SMA continues to be used by the MTO as a premium surface course mix for high traffic, high volume provincial roads.

The lifting of the MTO's pause on SMA placement coincided with the last MTO friction test of the RHVP in 2014. However, this timing was coincidental, particularly as the MTO friction testing of the RHVP after 2007 was unrelated to the early age low friction issue as described in Chapter 3.

## 1.4. Overview of Friction, Friction Measurement, and Friction Management

### 1.4.1. Relationship Between Crashes and Friction

As this Inquiry was prompted by disclosure of the Tradewind Report which addressed friction levels on the RHVP, the significance of friction levels for collisions on an expressway is a fundamental issue.

Evidence clearly establishes that deficient friction is seldom the main cause of a collision, but low friction levels can be a contributing factor in the presence of other contributing circumstances in particular situations. Road sections with poor friction levels, or skid resistance, because of the materials of which they are made and/or the extent to which they have been polished by traffic, may contribute to collisions. For example, if human error makes an emergency maneuver necessary, a crash may occur if the friction demanded by the maneuver is greater than the friction that the road surface can provide in that location. If the available friction is exceeded, skidding or wheel slipping may lead to a loss of control and/or to a collision. On the other hand, if the friction level provided by the road surface is high, a collision may be avoided or its severity reduced.

Studies over the years have repeatedly shown that sites with low friction have more collisions than sites with high friction. Because a large percentage of the skidding problems occur when a road surface is wet, research has tended to focus on the link between wet road collisions and friction. However, recent studies have found that both dry and wet collision rates increase with decreasing friction levels, though the impact is higher on wet road collisions than on dry road collisions.

While the basic science of pavement-tire friction is itself not particularly complicated or inaccessible to the layperson, applying it to a particular roadway or segment thereof is neither exact nor “one size fits all”. Clear determinations are hard to arrive at because the adequacy of friction levels is contextual. What constitutes adequate friction in practice varies from roadway to roadway and from section to section within a single roadway. Whether or not a road has adequate friction (skid resistance), and whether or not friction levels contribute to collisions, are therefore questions to which there are no simple answers.



### 1.4.2. Basic Science of Tire-Pavement Friction

When a tire free rolls in a straight line, the contact patch is instantaneously stationary with little to no friction developed at the tire/road interface, although there are some interactions that contribute to rolling resistance. However, when a driver begins to execute a maneuver that involves a change of speed or direction, forces develop at the interface in response to acceleration, braking, and/or steering that cause a friction reaction between the tire and the road. Friction enables the vehicle to speed up, slow down, or track around a curve. The reaction forces are limited by the dynamic friction available.

According to the American Association of State Highway Transportation Officials (“AASHTO”) “Guide for Pavement Friction”, an authoritative industry publication, “Pavement friction is the force that resists the relative motion between a vehicle tire and a pavement surface”. The friction force between tire and pavement is generally characterized by a dimensionless coefficient, known as the “coefficient of friction”, which is the ratio of the tangential force at the contact interface to the longitudinal force on the wheel.

The friction that can develop between a vehicle tire and the pavement is the result of the interaction between the tire, the pavement, and the condition of the road surface, so it is not a property of the tire or the road surface individually. Tire-pavement friction also depends on the amount of water and other contaminants present between the tire and the pavement, the vehicle’s maneuver, and the environmental conditions.

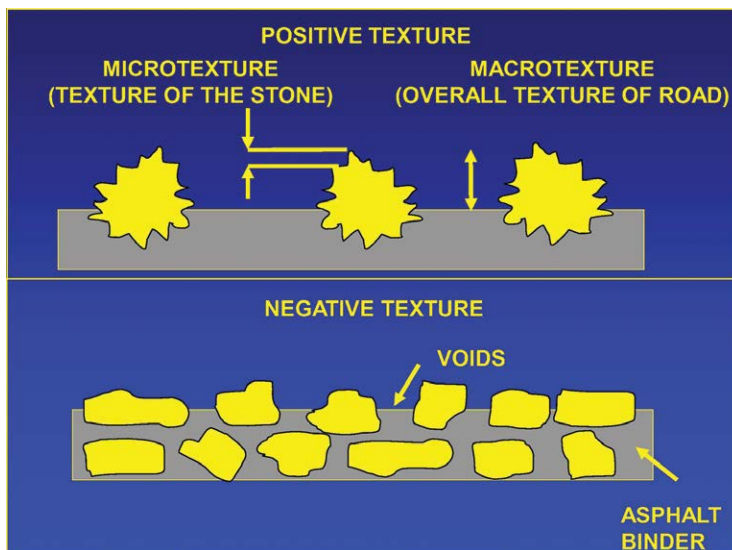
The properties or characteristics of the pavement surface that affect friction are defined by the texture in the surface. Pavement texture is defined by AASHTO as “the deviations of the pavement surface from a true planar surface”. These deviations vary from microscopic asperities on the aggregate surface, to valleys and crests in between the aggregates that form the surface of the pavement, to bumps in the road that affect the vehicle dynamics and driver comfort (referred to as roughness or smoothness in the highway industry).

There are two main components of the texture spectrum that affect tire-pavement friction: microtexture and macrotexture:

- 1) **Microtexture** is the fine-scale texture on the surface of the coarse aggregate in asphalt or the sand in concrete pavements that interacts directly with the tire rubber on a molecular scale and provides adhesion.
- 2) **Macrotexture** represents slightly bigger surface irregularities. As water film thickness increases, the pavement's macrotexture provides water drainage paths beneath the tire, reducing hydroplaning potential and allowing for greater tire/pavement adhesion (a function of the pavement's microtexture).

A visual representation of microtexture and macrotexture is set out in **Figure 1c**.

**Figure 1c: Visual Representation of Microtexture and Macrotexture**



While microtexture is primarily affected by the type of aggregate used, mostly the aggregate's surface asperities and polishing characteristics, macrotexture is the result of the type and properties of the asphalt mixture used in the surface of asphalt pavements.

The coarse aggregates in the surface of the pavement (which provide the microtexture) are in contact with the tire and thus, are subject to the adhesion forces that contribute to the friction and grip needed to safely operate vehicles. These adhesion forces generated between the rubber and aggregates abrade or polish the aggregate particles by eliminating some of the asperities. This lowers the microtexture and produces a reduction in friction over time. Some aggregates have better resistance to polishing

than others. Therefore, the polishing characteristics of an aggregate used in a surface course of an expressway are important for maintaining long-term friction.

### 1.4.3. Types of Friction Measuring Equipment and Testing

Many different devices have been developed over the years to measure pavement friction. However, they all rely on the broad principle of sliding rubber over a wet road surface and measuring the reaction forces developed. These forces are used to compute a coefficient of friction expressed against a scale of 100 and referred to variously as a Friction Number (“FN”), a Skid Number (“SN”), or a Grip Number (“GN”), depending upon the test equipment employed.

Friction testing and interpretation are done according to standard procedures, which are normalized by national and/or international bodies. The most commonly used standards in North America are those established by AASHTO and ASTM International (formerly the American Society for Testing and Materials).

However, the various friction-measuring technologies available use different types of tires, water film thicknesses, and operating principles, with the result that they do not produce a common, standardized measurement of friction.

#### 1.4.3.1. Locked-Wheel Testers

Most highway agencies in North America (including the MTO) have traditionally used locked-wheel friction testers or “skid trailers” to measure friction. These tests are normalized by a standard designated as ASTM E274-15, “Standard Test Method for Skid Resistance of Pavement Surfaces Using a Full-Scale Tire”.

In this test, one of the wheels of a trailer is fully locked (generating 100% slip) to simulate emergency braking without anti-lock brakes, which were uncommon at the time the technology was developed. The measurements can be done using a ribbed tire (ASTM E501-08) or a smooth tire (ASTM E524-08).

ASTM E274-15 reports friction as a skid resistance number that includes the speed of testing and the type of tire: R or S, for ribbed or smooth, respectively. For example, SN40R indicates that the test was run at a test speed of 40 mph (64 km/h) with a standard ribbed tire. When the standard international metric system is used, the

test speed is placed in parentheses, for example, SN(65)R. AASHTO uses a similar notation but refers to the number as a friction number or FN.

While measurements using the smooth tire are sensitive to both microtexture and macrotexture, measurements using the ribbed tire are impacted mostly by the microtexture of the pavement. Ribbed tire measurements are not very sensitive to the surface macrotexture and some agencies have added macrotexture measurements to capture the full friction characteristics (for example, the sand patch test described below). In addition, friction measurements with the ribbed tire are also less susceptible to the testing speed and are typically higher than those produced by smooth tires at high speeds.

A key limitation of locked-wheel testers is that they can only sample the pavement surface by repeatedly collecting data on short, localized segments of road and do not effectively differentiate the changes in friction along the route corridor. Put another way, locked-wheel testers only provide measurements for the locations along the roadway where the brake is applied and, accordingly, it is difficult to repeat the measurements taken from a testing run along the same roadway because the brake cannot be applied in precisely the same location on each testing run.

As described more fully below, the MTO uses a locked-wheel skid trailer with a ribbed tire, but tests at the posted speed of the roadway in question rather than at the standard test speed of 65 km/h. It is this device and testing method that the MTO used in its testing of the RHVP, conducted at the then posted speed of 90 km/h. As described in Chapters 11 and 12, Applied Research Associates (“ARA”) used the same method to test the RHVP just prior to and after the RHVP resurfacing in 2019.

#### *1.4.3.2. GripTester*

Certain test devices measure friction with a tire partially slipping continuously with respect to the pavement surface and are known as continuous friction measuring equipment (“CFME”). One common type of CFME is a GripTester. Generally speaking, and all other things being equal, a GripTester will return higher friction measurements (expressed as GN) than a locked-wheel tester (expressed as FN or SN).

Tradewind Scientific Ltd. (“Tradewind”) used a GripTester for its friction testing on the RHVP in November 2013, as described in Chapter 6. Englobe also used a GripTester

to test the RVHP in May 2019 just prior to resurfacing, as described in Chapters 11 and 12. As discussed below, the 407 ETR Concession Company Limited (the “407 Company”) purchased a GripTester from Tradewind, which it received in 2011. Although the 407 Company was unable to convince the MTO to allow it to use the GripTester for the purpose of satisfying its contractual friction testing obligations, the 407 Company found the GripTester to be a useful and reliable tool, especially on asphalt.

Different types of CFME use different operational principles and measuring modes. Because of that, the various CFME technologies produce different friction measurements from each other, as well as different measurements from those obtained with the locked-wheel skid trailers. CFME (including the GripTester) are impacted mostly by the microtexture of the pavement and are not very sensitive to the surface macrotexture. Their measurements are often complemented by macrotexture measurements, as discussed further below.

#### 1.4.3.3. *British Pendulum Test*

An older category of friction measuring devices are known as “sliders”. A slider is attached either to the foot of a pendulum arm or to a rotating head, which slow down on contact with the road surface. The rate of deceleration is used to derive a value representing the skid resistance of the road. The most commonly used of this type of test is the British Pendulum Test or BPT (ASTM E303-93).

While the BPT is still used, it is a static test, only measuring friction values in the specific locations tested, and because it tests at the lowest sliding speed, it is only sensitive to microtexture. In addition, the road being tested has to be shut to traffic while the testing is performed.

As described in Chapter 8, Golder used the BPT to measure RHVP friction in December 2017. However, the results of that test were considered to be unreliable because of the weather conditions and, in any event, cannot be correlated with the testing conducted by the MTO, ARA, Tradewind, or Englobe.

#### *1.4.3.4. Sand Patch Test*

Relatively high macrotexture is critical to maintaining an appropriate level of friction at high speed (for example, higher than 80 km/h). This is especially critical in areas of high friction demands, such as curves in high speed freeways. In particular, on wet pavements, as the vehicle speed increases, skid resistance decreases to an extent that depends on the macrotexture. The pavement's macrotexture provides water drainage paths beneath the tire, reducing hydroplaning potential, and allowing for greater tire/pavement adhesion (a function of the pavement's microtexture). Generally, surfaces with greater macrotexture have greater friction at high speeds, although this is not always the case.

For this reason, tests of macrotexture are often taken to complement friction measurements in order to obtain a fuller spectrum of pavement surface frictional properties at various slipping speeds.

Macrotexture measurements can be measured using both highway speed profilers and static methods. The oldest method is the volumetric patch test. In this test, a known volume of sand, glass beads, or grease is spread evenly into a circular patch on the road surface. Where sand is used, this test is commonly called a "sand patch test". The area is measured, and the average depth below the peaks in the surface is calculated to give a value known as "mean texture depth" ("MTD").

As described in Chapter 8, Golder used the sand patch test to measure RHVP macrotexture in December 2017, and ARA used the same method in May 2019 just prior to the RHVP resurfacing as described in Chapter 11.

#### *1.4.3.5. Polished Stone Value Test*

Aggregates are the primary contact medium with vehicle tires. Aggregate properties are also the predominant factor that determine frictional performance of asphalt surfaces. Aggregate is generally characterized into two distinct sizes — coarse aggregate and fine aggregate.

To minimize the use of coarse aggregates that are susceptible to polishing, which results in loss of friction over time, some highway agencies require the use of tests that

measure the resistance of an aggregate to abrasion, wear, and/or polishing. Common tests used for this purpose include the Micro-Deval test for coarse aggregates (which is governed by AASHTO T 327, “Standard Method of Test for Resistance of Coarse Aggregate to Degradation by Abrasion in the Micro-Deval Apparatus”), and the Polished Stone Value (“PSV”) test (which is governed by AASHTO T 279, “Standard Method of Test for Accelerated Polishing of Aggregates Using the British Wheel”).<sup>9</sup>

As described later in this chapter, the MTO uses PSV testing (along with numerous other tests) in order to determine whether aggregates are suitable for inclusion in the DSM. As described in Chapter 3, in 2008, the MTO performed PSV testing on the Demix aggregate used in the RHVP surface course pavement for DSM inclusion purposes, and found it to be acceptable.

PSV testing, including by the MTO for DSM assessment purposes, is typically conducted on virgin aggregate (meaning aggregate from a quarry which has not been used). However, as described in Chapter 8, Golder also had PSV testing conducted on the aggregate in core samples extracted from the in-service RHVP in December 2017 in connection with Golder’s review of the possibility of hot in-place recycling of the SMA surface course.

#### 1.4.4. Difficulty with Interconversion of Friction Measurements

The Flintsch Primer describes a number of attempts to compare measurements taken by different types of equipment, such as the GripTester, SCRIM,<sup>10</sup> and locked-wheel tester.

It is not necessary to go into depth on this topic. The Flintsch Primer concluded that attempts to convert results from one device to another, including between GripTester and locked-wheel tester measurements, “are not very accurate”.

---

<sup>9</sup> A detailed discussion of the Micro-Deval and PSV tests, along with a number of other aggregate durability and polishing tests, can be found in the February 2023 report of Dr. Hassan Baaj (Director of the University of Waterloo’s Centre for Pavement & Transportation Technology, and Golder’s expert in the Inquiry), titled “Analysis of Aggregate Testing and Evaluation of the Coarse Aggregate used in RHVP Pavement Surface Course”.

<sup>10</sup> “SCRIM” stands for Sideway-force Coefficient Routine Investigation Machine.



Part of the difficulty in harmonizing friction measurements taken by different types of devices (and even those taken at different times by the same type of device) arises from operational factors that affect the friction measurement. These include:

- 1) **Water film thickness:** The water on the pavement surface decreases the tire-pavement contact area and so reduces the available friction force. Thicker films of water produce lower friction measurements.
- 2) **Type and condition of the tire:** Worn tires are known to be more sensitive to water film thickness and provide less friction than tires in good condition, especially on wet surfaces. Pavement macrotexture and tire treads can provide channels for water to escape through the tire pavement contact area, which results in increasing the friction forces between tire and pavement surface.
- 3) **Vehicle and sliding speeds:** Friction decreases as the vehicle and slipping speeds increase. Testing at a higher speed will, generally, result in lower friction readings.
- 4) **Temperature:** Tire-pavement friction decreases if the tire temperature increases. Testing at lower temperatures will generally result in higher friction readings than testing at higher temperatures.
- 5) **Contaminant:** Contaminants such as oily liquids, dust, rubber accumulation, and other substances on a highway surface also affect the available friction and can cause localized areas of low friction.

However, it is relevant for an understanding of the Tradewind Report that, all other things being equal, a GripTester (used by Tradewind) will generally measure higher friction (expressed as a GN) than a locked-wheel tester (used by the MTO and expressed as an FN or SN).

#### 1.4.5. The Concept of Friction Demand

As mentioned, there are a number of different factors that contribute to highway crashes, including those related to drivers, to vehicles, and to highway conditions. Of these three categories, highway agencies can only control highway conditions,

and then only partially, through design, construction, maintenance, and management practices and policies. As discussed, the friction level and texture of a pavement surface are important components of the highway-related conditions that influence traffic safety. If deficient, they can be a contributing factor to the collision experience of a highway. This section discusses the various approaches that highway agencies use to ensure the frictional properties of a highway's pavement surface.

Friction demand is the level of friction needed to safely accelerate, brake, and steer a vehicle on a particular roadway. Adequate friction at any location on a roadway depends on how much friction is required in the particular circumstances of the roadway. Factors such as traffic volume, posted speed and driver practices respecting operational speed, geometrics (horizontal and vertical curves, grades, cross-slope, sight distance, shoulder and lane width, etc.), the potential for conflicting vehicle movements, roadway hazards, and the location of intersections or interchanges will impact how much friction is needed.

Highway agencies seek to ensure that pavement surface friction supply (the maximum friction that the surface can provide) meets or exceeds friction demand at all times. They do so using a number of different approaches discussed in this section.

#### 1.4.6. Approaches to Ensuring Adequate Pavement Friction of a Highway

In broad terms, an effective approach to ensuring adequate pavement friction requires policies and practices in the design and construction of a highway, a management program involving the monitoring of the accident experience of the highway, and a policy to identify and respond to potentially unsafe roadway surfaces in a timely fashion. Each of these components of friction management will be addressed below in turn.

The aim of such practices is to enable appropriate judgments regarding the treatment or resurfacing of a roadway where required based on objective evidence and criteria. These judgments balance the risk of a crash occurring with the costs and practicalities of providing adequate friction which may prevent a crash or reduce its consequences in terms of death or severity of injury.

#### *1.4.6.1. Design for Friction*

Pavement friction design involves utilizing appropriate materials and construction techniques to achieve high levels of microtexture and macrotexture on the pavement surface. The type of aggregates used in the surface mix directly affects the microtexture while the gradation and size of the aggregate contribute to the macrotexture properties of the pavement surface.

In asphalt mixtures, the large aggregates govern the frictional properties of the pavement surface. The wear characteristics of aggregates are also important in maintaining friction levels. The aggregate mineralogy and hardness directly affect the durability and resistance to polishing of the aggregates.

As discussed below, the MTO places considerable reliance on this approach through its DSM list. In the case of the RHVP, as discussed in Chapter 2, the surface pavement selected was an SMA asphalt using an aggregate that was not on the DSM supplied from the Varennes quarry of an affiliate of Dufferin in Quebec (Demix Agrégats). The tests conducted with respect to the quality of this aggregate's characteristics, and the conclusions reached, in particular regarding its suitability from a friction perspective, are discussed in Chapter 3.

As well, assumptions about the available coefficient of friction on a highway are "built into" the highway design guidelines. The friction values assumed in design do not represent the actual available friction between tires and road, but the highway design does account for intermittent reduced friction conditions due to snow, slush, or icy road surface conditions. This is discussed below.

#### *1.4.6.2. Investigate and/or Monitor Friction Levels*

The Inquiry heard evidence of two different approaches to the ongoing management of friction levels on an in-service highway.

Certain highway agencies proactively monitor friction levels pursuant to a friction management program that involves regular testing. Alternatively, other highway agencies test friction levels as a possible contributing factor to an abnormal collision history on a highway or a segment of a highway. Both of these approaches are

addressed below. However, it should be noted that, in either case, an effective program requires and presupposes the systematic and regular collection and analysis of accident statistics that enable identification of high collision areas or other “hot spots” on a highway.

The Inquiry heard evidence that certain countries including the UK, Australia, New Zealand, and Germany have established pavement friction management programs or policies that provide a framework by which highway agencies can monitor the condition of their road networks and, based on objective evidence including regular testing, make appropriate judgments regarding rehabilitation or resurfacing of a roadway where required.

For this purpose, the applicable highway agencies have established friction demand categories for individual highway classes, facility types, and access types. These friction demand categories reflect the fact there will be significant sections of a road network where the friction demand will be reduced because situations likely to involve skidding are generally rare and other situations in which the required friction level is required to be higher. In the former category are lightly travelled highways; in the latter category are sections where it is observed that drivers frequently need to brake or turn at speed.

Consistent with this approach of different friction demand categories, highway agencies establish different investigatory levels for each friction demand category rather than using a single investigatory level. In this context, an investigatory level is understood to be a threshold friction level of an ordinary surface, as established by the particular highway authority, at which an investigation must (or ought to) occur to determine whether the friction level of the roadway surface is contributing to collisions to the extent that it requires remediation in some form. An “investigatory level” should be distinguished from an “intervention level” which is established in more limited circumstances by certain highway agencies as a threshold friction level at which friction remedial measures are mandated.

## 1.5. Friction Management Internationally

The following discussion summarizes the evidence reviewed by the Inquiry regarding the friction management programs of highway agencies in the United Kingdom, Australia, and New Zealand. It is followed by a summary of certain evidence received by the Inquiry regarding the approaches to friction management taken by certain state highway agencies in the United States.

### 1.5.1. The United Kingdom, Australia, and New Zealand

Countries that have focused on improving friction proactively to reduce crashes, led by the United Kingdom, have defined friction demand categories that reflect the risk associated with driving along each demand category. The UK has defined 10 highway demand categories which divide the roads based on their design standard (high level highways, divided highways, and two-lane roads) and whether or not the sections include an “event.” A non-event roadway section is a tangent (straight) section of a roadway with a gradient less than 5% having no intersection, ramp, or crossings. Events include sharp curves, intersections, ramps, crossings, and sections with a gradient greater than 5%.

The UK investigatory levels (converted to GripTester results) that were in place at the time of the Tradewind testing of the RHVP in November 2013 are set out in **Figure 1d**. The applicable investigatory level for an expressway comparable to the RHVP is indicated on the chart as a GN of 0.41, shown in the second box in the “Motorway” demand category shaded in dark grey (the rest of the table is not relevant for an understanding of the Tradewind Report).

**Figure 1d: UK Investigatory Levels in Place as of November 2013**

Table 2. Adaptations of the UK Investigatory Levels for a Mark 2 GripTester using a conversion factor of 0.85 (after UKPMS 2005).

Site category and definition		Investigatory level (IL) at 50 km/h								
		SFC	0.30	0.35	0.40	0.45	0.50	0.55	0.60	0.65
		GN	0.35	0.41	0.47	0.53	0.59	0.65	0.71	0.76
A	Motorway									
B	Non-event carriageway with one-way traffic									
C	Non-event carriageway with two-way traffic									
Q	Approaches to and across minor and major junctions, Approaches to roundabouts and traffic signals									
K	Approaches to pedestrian crossings and other high risk signal									
R	Roundabouts									
G1	Gradient 5-10% longer than 50 m (see note 6)									
G2	Gradient >10% longer than 50 m (see note 6)									
S1	Bend radius < 500 m – carriageway with one-way traffic									
S2	Bend radius < 500 m – carriageway with two-way traffic									

Notes: Reference should be made to Chapter 4 of HD 28/04 and in particular, the notes to Table 4.1 (of HD 28/04) for guidance on interpretation.

Dark Grey indicates the range of ILs that should generally be used for roads carrying significant levels of traffic.

Light Grey in cells indicates a lower IL that may be appropriate in lower risk situations, such as low traffic levels or where the risks present are mitigated by other means, providing this has been confirmed by the crash history.

While the rest of the boxes are not pertinent to understanding the Tradewind Report, the table above illustrates the UK approach to using demand categories based on both the facility type and particular roadway geometry, with different investigatory levels for each.

Similar though not identical approaches are taken in Australia and New Zealand. In Australia, “Austroads” is the agency responsible for developing “national guidance documents” for, amongst other things, skid resistance policies. Australian state and local road authorities are encouraged, but not required, to develop strategies for managing skid resistance across their networks. In New Zealand, a national policy governs skid resistance management on the state highway network, including governing macrotexture levels, and sets both investigatory and intervention levels.

As described in Chapter 6, the Tradewind Report applied a UK investigatory level to its November 2013 GripTester RHVP test results. Although Tradewind applied an older version of the UK investigatory levels chart than the one in place at the time

of its testing, the Tradewind results were below the investigatory level of whichever version of the UK standard was applied. That fact is not challenged. Rather, an issue in this Inquiry is the significance to be attached to the UK investigatory levels as applied to the RHVP.

### 1.5.2. American Jurisdictions

In the United States, the traditional approach to solving friction problems has been to focus on friction testing of specific roadway locations identified as having “high crash counts” or “hot spots” rather than to test highway friction levels on a proactive basis. The values selected to define high crash counts (typically wet-pavement crashes) have been chosen by various methods and are not uniform. Agencies then use a friction threshold value to decide if a section should be investigated for a friction-improving treatment. I would note that, although the AASHTO Guide for Pavement Friction provides guidelines and recommendations for friction design and aggregate testing, the Inquiry did not receive any evidence on the specific approach or approaches, if any, of state highway authorities to ensuring acceptable pavement surfaces at the design and construction stage of a highway.

Unlike in the UK, Australia, and New Zealand, the majority of agencies in the US use only one published investigatory or intervention level friction threshold, which does not discriminate according to the roadway type or site type (for example, whether it is located on a tangent, curve, vertical curve, etc.).

**Figure 1e**, produced in the report of David Hein,<sup>11</sup> the City’s friction expert in this Inquiry, sets out the single investigatory or intervention levels set by eight US states (without distinguishing whether they are investigatory or intervention levels). In all instances, those states use the ASTM E274 locked-wheel tester at a standard speed of 65 km/h with a ribbed tire. The relevant column for roadways comparable to the RHVP is understood to be the “Interstate” column, which pertains to limited access freeways.

---

<sup>11</sup> Mr. Hein is the President and Principal Engineer at 2737493 Ontario Limited.



**Figure 1e: US State Investigatory or Intervention Levels**

Agency	Interstate	Primary	Secondary	Local
Illinois	FN65R > 30			N/A
Kentucky	FN65R > 28	FN65R > 25		
New York	FN65R > 32			
South Carolina	FN65R > 41	FN65R > 37		N/A
Texas	FN65R > 30	FN65R > 26	FN65R > 22	N/A
Utah	FN65R > 30-35	FN65R > 35		N/A
Washington	FN65R > 30			
Wyoming	FN65R > 35			N/A

By way of a more detailed example, one of the eight jurisdictions in the above table, New York uses locked-wheel friction testing at each 0.16 km (0.1 mi) segment of an identified location in each direction. If a section has one or more readings of FN65R less than 32, it is recommended for treatment.

I note that this general approach in the US differs from the current recommendation in the AASHTO Guide for Pavement Friction, which recommends friction demand categories and uses the UK Investigatory Level approach as an example. Recent revisions to the AASHTO Guide for Pavement Friction that were released in December 2022 also recommend elimination of the use of intervention levels altogether because agencies are unlikely to trigger treatments without a detailed project investigation.

## 1.6. MTO Friction Management and Testing

### 1.6.1. Overview of the MTO's Practices

Nine current or former employees of the MTO testified at the public hearings. In addition to testifying regarding the MTO's specific involvement in friction testing on the RHVP (described in Chapter 3), they also testified as to MTO practices and policies respecting highway friction management and testing in Ontario more generally.

The MTO relies on two principal approaches to ensuring adequate levels of friction on its asphalt pavement highways:

- 1) Ensuring that the aggregates used in asphalt surface layers have adequate frictional qualities by prequalifying them for use; and
- 2) Friction testing at the instance of MTO regional offices seeking to identify whether low friction is a contributing cause to an abnormal collision experience on a particular highway segment.

Both of these components of the MTO approach to ensuring adequate friction levels on MTO highways will be discussed below.

Of note, unlike the US jurisdictions described above, while the MTO has an informal threshold friction level which it applies with qualifications for investigatory purposes and as part of the process for pre-qualifying aggregates for use, the MTO does not publish numerical friction measurement standards or friction level action limits for its highways.

## 1.6.2. MTO Approach to Ensuring Adequate Friction

### 1.6.2.1. *Internal Requests for DSM-Related Testing from the Soils & Aggregates Section*

Since the mid-1980s the MTO has maintained its DSM list that sets out various categories of material that are pre-screened and pre-approved for use on MTO highway projects. Friction testing is conducted for DSM listing and maintenance purposes.

DSM listing is, in most instances, a prerequisite to a product being used on the provincial highway system. The DSM is the core of the MTO's front-end approach to friction management, which relies on the use of good quality aggregates and high quality mixes in MTO roads to ensure adequate friction levels on provincial highways.

Section 3.05.25 of the DSM sets out the application-specific requirements necessary to achieve DSM status for premium surface course aggregates, including the coarse and fine aggregates used in SMA pavements. The Soils & Aggregates section in the

MTO's Materials Engineering and Research Office ("MERO") supervises the DSM system.

Section 3.05.25 provides that, to obtain a listing on the DSM, an applicant supplier and/or aggregate must satisfy the following preconditions:

- 1) Submission of a letter of consideration to the Head of the Soils & Aggregates section (this requirement commences the DSM approval process);
- 2) Demonstration of satisfactory nature and consistency of the source, as determined by geological examination of Soils & Aggregates staff during a quarry visit;
- 3) Demonstration of satisfactory production facilities, as determined by inspection of Soils & Aggregates staff during a quarry visit;
- 4) Sampling by Soils & Aggregates staff of 1,000-tonne coarse and fine aggregate stockpiles meeting the relevant grading requirements;
- 5) Demonstration of satisfactory quality of the aggregate, including meeting OPSS 1001 and 1003 criteria, an average PSV of 50 (with no value less than 48),<sup>12</sup> and an average Aggregate Abrasion Value ("AAV") of no more than 6.0. The MTO uses PSV and AAV testing to measure the frictional characteristics of the applicant aggregate, specifically its resistance to polishing and abrasion. It is generally thought that pavement(s) paved with an aggregate that meets the specified criteria will have satisfactory friction;
- 6) Submission of a quality control plan detailing procedures and processes followed to ensure product quality;
- 7) Construction of a 500 m test strip containing the applicant aggregate source in Superpave 12.5 FC 1 or 2, HL1, or Dense Friction Course ("DFC") pavement on an 100 km/h highway. The 500 m test section is typically arranged and paved by the contractor on an existing MTO contract next to an adjacent DSM-

---

<sup>12</sup> The requirement of an average PSV of 50 applies to most aggregates, except quartzite aggregates.

approved aggregate source. The adjacent section acts as a de facto control section;

- 8) Satisfactory performance of the aggregate in the test strip during an initial two-year period, based on visual inspection by Soils & Aggregates staff and friction testing using the ASTM E274 skid trailer. Friction testing is conducted on the test section (and the adjacent control section) for at least two years before the aggregate can be considered for inclusion on the DSM. The control data can be useful to rule out any non-aggregate factors in the friction results;
- 9) Registration with The Road Authority; and
- 10) Payment of a registration fee to the Minister of Finance.

Although normal procedure requires a control section for friction testing in addition to a test strip, there have been instances where an aggregate is evaluated in the absence of an adjacent control section. Evaluation of the Demix aggregate, discussed in Chapter 3, is one such example.

All DSM approvals are conditional. To remain on the DSM, an aggregate must continue to exhibit satisfactory aggregate performance, including in-service frictional performance, and production quality. Inspection, laboratory testing, and skid testing take place over the life of the test section, although the frequency of inspection and laboratory testing has diminished in recent years due to staffing constraints.

An aggregate is not automatically removed from the DSM if it exhibits unsatisfactory frictional performance (that is, results less than FN30), although the MTO has jurisdiction to delist an aggregate if it so chooses. In lieu of delisting, other remedial action may include placing conditions on the aggregate's use, additional monitoring and assessment, and/or working with the supplier to identify and resolve the problem.

From 2001 to 2015, Bob Gorman (Senior Aggregate Engineering Officer, Soils & Aggregates Section, MTO) was the primary person responsible for managing and overseeing the DSM within the MTO, in consultation with the Head of the Soils & Aggregates section, who was Chris Rogers (Manager, Soils and Aggregate Section, MTO) from 1990 until April 2008 and thereafter Stephen Senior (Head, Soils &

Aggregate Section, MTO) until November 2016. As described in Chapter 3, all three individuals were involved in the DSM application and approval process for the Demix aggregate and related friction testing on the RHVP in 2008 to 2012, and in 2014.

DSM-related friction results are typically sent to the Head of Soils & Aggregates, the responsible geologist in Soils & Aggregates, and the Head of Pavements & Foundations in MERO.<sup>13</sup> DSM list applicants are only advised whether their aggregate has satisfactory or unsatisfactory frictional performance, and do not receive raw test data or friction results for friction testing conducted on the aggregate test strip.

In the context of requests for friction testing of a section of a roadway to assess an aggregate for DSM-related purposes, the MTO uses a guideline of FN30 as a performance measure for the aggregate under review. Aggregates used in pavements with friction results of FN30 or above are generally considered satisfactory for initial and continued listing on the MTO's DSM list, provided the aggregates also satisfy all of the other requirements set out above. However, in this context, the MTO does not look at friction demand issues that might render otherwise acceptable friction levels insufficient for the demand in certain locations as the MTO would do if it performed friction testing for a regional office as discussed below. It looks only to the overall average FN of the segment tested or, in some cases, the results for a comparator control strip in which event it is the relative rather than the absolute result that is meaningful.

On the other hand, mere attainment of the threshold of FN30, although considered acceptable for DSM-purposes, is not treated by the Soils & Aggregates section as desirable. The MTO preference is to have results significantly above FN30 and, generally speaking, as high as possible. Further, the trend of declining friction values may be relevant even if, at any given time, an aggregate satisfied the MTO guideline, i.e., tests above the friction level of FN30.

---

<sup>13</sup> In recent years, the name of the Pavements & Foundations Section was changed to the Pavement Section and the office name was changed from MERO to the Engineering Materials Office. For purposes of this Report, I use Pavements & Foundations Section and MERO.

#### 1.6.2.2. *Internal Regional Requests*

The MTO does not test the friction levels of MTO highways on a regular proactive basis. However, on an annual basis, staff in each of the MTO's regional offices assess and evaluate the regional road network for maintenance purposes and issue monitoring. Issue monitoring may include, for example, identification of areas with high accident rates, aggregate polishing, pavement flushing, and/or police concerns. If a regional office identifies friction concerns as a potential contributing factor to the issue of concern, the regional staff will make a request for friction testing to the Pavements & Foundations section. Upon completion of testing in the area(s) of the identified "spot hazard", results are provided to regional staff in the standard spreadsheet format. The MTO's five regional offices are therefore a significant source of internal requests for friction testing.

Regional personnel assess testing results with the region's engineers having knowledge of the roadway characteristics and underlying concerns and determine whether and how to continue the investigatory efforts, including whether to budget for (or immediately pursue) remedial measures.

In this context, although the MTO uses FN30 as an informal investigatory level, FN30 is not a "magic" number at which point the friction on a roadway transforms from good to bad (or vice versa). Instead, FN30 is used as a starting point for MTO staff to permit a determination as to whether the friction demand required of the roadway is met and/or whether any friction-related issues exist and, in that context, whether surface friction conditions are a possible contributing factor to the accident experience being analyzed.

Accordingly, for the purposes of issue monitoring, the MTO effectively uses a three-tiered system to review friction test results:

- 1) Results of FN30 or above** are generally used as an indication that the friction levels are satisfactory and that the region may want to focus on identifying (and responding to) different cause(s) for the issue. However, in some cases, friction levels above this threshold may require further investigation or remediation if the friction demand of the roadway as a result of other roadway features does not appear to be satisfied.

- 2) **Results between FN29 and FN25** generally serve as an investigatory level or threshold, prompting further monitoring and/or investigation by regional staff to determine if friction issues exist. Within this range, friction is generally not ruled out as a possible factor contributing to the identified roadway issue, and often the regional investigation continues. Continued investigation might include additional friction monitoring (such as annual or more regular friction testing), collision assessments (including collision location), and/or an on-site engineering assessment to determine the friction demand and/or identify (or rule out) other factors that may impact friction levels, such as surface distresses or deformities.
- 3) **Results below FN25**, which tend to be reviewed as individual results (rather than an overall average FN), generally warrant some kind of investigation, action, and/or remediation to address surface friction, such as resurfacing. Generally, results below FN20 are concerning in and of themselves.

While the MTO generally reviews the average FN (comprised of each measured FN) for each tested road segment on a per-lane basis, in some circumstances, the MTO reviews and assesses individual segments that fall below FN30. For instance, if there is an issue with the safety performance on a road and there are many consecutive low friction values on a specific roadway section, this may indicate a need for remedial work on the specific roadway section regardless of an overall acceptable average based on all collected measurements. Although the MTO generally does not share friction test results externally, on occasion regional staff may share the results, for example, to support a demand by the MTO for a contractor to perform remedial work on an area with identified pavement friction deficiencies.

In summary, the MTO applies a flexible approach to the application of its informal threshold of FN30. I note that Mr. Hein, the City's own friction expert in this Inquiry, explained and endorsed such a flexible approach for the reason that, irrespective of the specific investigatory level applied, there is no absolute friction number at which a pavement can be characterized as safe or unsafe.



### *1.6.2.3. Other Purposes for which MTO Tests Friction*

In addition to testing friction for the two purposes described above, the MTO also conducts friction testing under two other general circumstances.

#### *1.6.2.3.1. Other Internal Requests*

The MTO periodically conducts network-level friction testing on an entire road network basis or a representative sampling of the network's roads. The MTO conducted network-level testing in 2006 on approximately 1,800 km of provincial roads in three regions in preparation for consideration of long term area maintenance contracts for these regions. The MTO also conducted network-level testing in 2013 on over 150 test pavements as part of the MTO's consideration of contractual friction performance specifications.

From as early as 2005 through to 2015, the MTO considered various approaches to the use of and development of a friction number value as a performance requirement and/or a repair requirement in its pavement contracts, in addition to or in lieu of the use of pre-approved aggregate sources from the DSM. The underlying issue under consideration was whether the front-end DSM approach should either be replaced by, or supplemented with, back-end quality control measures. The MTO conducted the network-level friction testing in 2013 to understand existing friction levels on provincial highways with a view to developing an appropriate metric. Ultimately, the MTO decided to continue using the front-end DSM approach to friction management, described above, instead of a contractual friction number performance specification, with the result that friction targets are no longer set out in new contracts.

The MTO also performs internal "special request" friction testing as part of research or experimental projects. MTO friction testing arising from the SMA early age low friction issues, discussed earlier in this chapter, was one such project.

#### *1.6.2.3.2. Requests from External Entities*

On occasion, the MTO also receives requests for friction testing from external entities, such as police forces and municipalities. For the purposes of this Report, I focus on the latter.

Municipal requests are not part of the MTO's formal friction testing program and are considered "special request" testing. In the experience of Mr. Marciello, the MTO's Pavement Evaluation Supervisor until 2015, municipal requests were rare. Unlike internal requests, there is no clear or established process for receipt of and response to external requests. Requests typically come to whomever is the external requestor's contact at the MTO, which may be either staff in a regional office or a member of MERO.

Internal provincial friction test needs are prioritized over external testing. Where resources and capacity allow, the MTO generally conducts the requested testing as a courtesy. The Inquiry received evidence that municipal friction test requests are considered the "last priority". Mr. Marciello recalled municipal friction testing requests being declined on occasion. As described in Chapter 3, in 2013, a request by Dr. Vimy Henderson (Pavement & Materials Engineer, Golder) to the MTO for friction testing of the RHVP and LINC was denied due to the lack of availability of the testing capacity at that time.

When testing is conducted, the MTO generally provides the municipal requestor with the raw friction test data in the standard spreadsheet format. Municipal test results are also provided to the Head of Pavements & Foundations. MTO staff do not, however, provide any assessment, interpretation, or analysis of the friction results. As one MTO witness testified, MTO staff are not consultants and so no consultant assessment is provided.

#### *1.6.2.4. How the MTO Tests Friction*

Since 1967 the MTO has performed friction testing on the provincial road network using a locked-wheel friction tester (also referred to as a "skid trailer" or "brakeforce trailer") with a ribbed tire, in accordance with the ASTM E274 and ASTM E501-08 standards, subject to one qualification described below.

The MTO owns one skid trailer which was purchased sometime prior to 2007. All MTO skid testing of the RHVP has been performed using this trailer. A GPS unit was acquired for the skid trailer in April 2014; this allowed for more precise geolocation of tested areas and friction results thereof. Prior to 2014, the MTO's skid trailer did not have GPS capabilities.

A Pavement Evaluation Supervisor performs all the MTO's pavement friction testing throughout the province. The Pavement Evaluation Supervisor position reports to the Head of the Pavements & Foundations section in MERO. In all instances, the results of the pavement friction testing are sent to the Head of the Pavements & Foundations section.

From the mid-1990s until March 2015, Mr. Marciello was the Pavement Evaluation Supervisor. He performed all MTO friction testing during this period, including the friction testing conducted on the RHVP in 2007, 2008, 2009, 2010, 2011, 2012, and 2014, discussed in Chapter 3. Mr. Marciello performed thousands of friction tests province-wide throughout his tenure.

The MTO conducts its testing in spring, summer, and early fall when temperatures are warmer. The MTO practice is to perform friction testing at ambient air temperatures above 3°C or 4°C.

The MTO performs its testing at the roadway posted speed, rather than the standard test speed of 65 km/h specified in ASTM E274. Typically, the testing is performed on open roads in mixed traffic. On occasion, in instances of high traffic, the testing may be performed at a speed below the posted speed.

The duration of one test cycle of the MTO's skid trailer is up to a maximum of four seconds. Test cycles can be performed manually by the test operator (who applies the wheel brake each time), or automatically with the brake applied at pre-set intervals. Mr. Marciello's practice was to manually perform the testing for short test sections or if there were pavement surface concerns such as flushing or bleeding. For longer test sections, Mr. Marciello typically conducted the testing automatically based on a pre-set distance.

The frequency of friction measurements within a given test section is based on the purpose for which the testing was conducted. A 2013 MTO presentation reflected a frequency of 30 m or less for testing pursuant to an accident inquiry or friction concern, and a frequency of 200 m for aggregate source selection purposes. The latter includes DSM-related testing.

Test data is recorded using an on-board computer system in the skid trailer. The on-board computer calculates the dynamic FN for each test cycle. After testing is

complete, the test data is recorded on a disc. Mr. Marciello processed the data, compiled the results at his office, and distributed them as required.

MTO friction test results are recorded in an Excel document containing two spreadsheets: one spreadsheet lists the detailed test results, and the other plots the recorded FNs for the tested years (and any prior year(s) of testing on the same road segment, where applicable). Examples of the two spreadsheets are included as **Figures 3b, 3k, 3l, 3m, and 3n** in Chapter 3.

In the detailed test results spreadsheet, the distance, speed, and average FN of each test is reported, as is the overall average speed, average FN, minimum and maximum FN, and standard deviation. The results also include the date, air temperature, and various details about the test location, such as the tested lane, the start and end points for testing, the distance from the starting point for each result, key landmark distance, and GPS locations for results (where applicable). Comments about the test site may also be included by the test operator. All listed information is either manually inputted or automatically generated in the field at the time of testing, and subsequently processed into the spreadsheet using a software program.

## 1.7. The 407 ETR: Friction Management and Testing

The Highway 407 Express Toll Road (the “407 ETR”) is a limited access tolled freeway that runs east-west for 108 km through the “905” area of Greater Toronto, from Burlington in the west to Pickering in the east. The 407 ETR is operated by the 407 Company under a concession agreement between the 407 Company and the MTO. Craig White (Vice-President, Highway Operations, 407 ETR Concession Company, since 2010), testified before the Inquiry respecting the 407 Company’s friction management obligations and practices. In broad terms, the 407 Company has established a hybrid friction management program which combines contractually mandated testing every other year with ongoing monitoring of the accident experience on the 407 ETR.

The portion of the 407 ETR between the Highway 403 interchange in Oakville in the west and Markham Road in the east has a concrete surface. The extensions at both ends (westerly to the QEW/403/407 interchange in Burlington and easterly to Brock Road in Pickering) have an asphalt surface. The asphalt sections are generally three

lanes wide in each direction, whereas the concrete section is mostly five lanes in each direction, although there are areas with entering ramp lanes where it is up to seven lanes wide in each direction.

Generally speaking, the 407 ETR is not a comparable roadway to the RHVP. It is straighter, wider, and its interchanges are more widely spaced. The topography on which it is built is less constrained than that of the RHVP. It also has a posted speed of 100 km/h.

The concession agreement between the 407 Company and the MTO includes a requirement in Schedule 20 that the 407 Company test highway pavement friction every two years using a brakeforce (locked-wheel) trailer in accordance with the ASTM E274 standard. The relevant paragraph in the concession agreement also requires investigation and remediation of pavement surface under certain conditions:

For freeway pavements, when the surface friction skid number reaches SN 100=30 as measured by a brakeforce [sic] trailer, conforming to ASTM Standard E-274 and E-501, the Concessionaire shall undertake immediate investigation, and if appropriate, establish and implement a schedule for immediate mitigation. Remedial action is also to be undertaken whenever a surface friction problem is thought to exist irrespective of the surface friction skid number.

Accordingly, the 407 Company is required to test at the 407 ETR posted speed of 100 km/h and is subject to an investigatory level of SN30 (which is the same as FN30). In addition, regardless of whether or not the friction investigatory level is actually reached, action must be taken if it is thought that a surface friction problem exists.

The 407 Company engages ARA to conduct testing of the entire 407 ETR every second year, which they have done since the early 2000's using a brakeforce trailer from the US. As discussed in Chapters 11 and 12, ARA was also engaged by the City of Hamilton to conduct friction testing on the RHVP in May and September 2019.

The 407 Company also conducts a collision analysis every year for the entire facility. The 407 Company ties these two data elements together – friction testing and collision analysis – to consider whether an area of the highway having low friction numbers

is also generating a higher rate of collisions, as well as analyzing other potential contributing factors to that experience.

When friction under FN30 is measured in a given segment but the collision experience in that area is not unusual, no action is typically taken. This recognizes the fact that relatively low friction levels do not necessarily have an adverse effect on road safety. Conversely, there are occasions, including but not limited to wet surface conditions, where the collision rate analysis gives rise to concerns about friction levels even though the skid test results do not fall below the investigatory level of FN30. In those instances, an investigation ensues even though the investigatory level has not been triggered.

Additionally, the 407 Company says that it will take friction remediation action when it is prudent to do so because there is a reasonable probability that enhancing friction will reduce collisions. Remediation does not wait until it can be said that there is absolute certainty that friction levels are contributing to collisions. Essentially, the 407 Company evaluates the friction and collision data and undertakes remediation if it concludes there is a probability that something can be done to improve the frictional characteristics that will reduce collisions.

## 1.8. Overview of Traffic Safety Concepts and Highway Design Considerations

This section provides an overview of certain traffic safety concepts and highway design considerations relevant to the RHVP traffic safety issues addressed in this Report.

### 1.8.1. Traffic Safety Concepts

#### 1.8.1.1. *Nominal Versus Substantive Safety*

As noted earlier, engineering design manuals set out industry good practice for highway design, but also the understanding that there will be trade-offs, design exceptions, and engineering judgment that needs to be applied in all situations to meet project goals, funding, and constraints that are dealt with on each project.

Design dimensions that do not meet the design guidelines do not necessarily result in an unsafe design, and dimensions that meet the design guidelines do not ensure a safe roadway. As Mr. Brownlee put it, a roadway is not just on a piece of paper but rather, it is built within the real world and designers need to deal with those real-world realities in their designs. This raises the concepts of “nominal” versus “substantive” safety.

“Nominal safety” is defined by the US Federal Highway Administration as “a consideration of whether a roadway, design alternative, or design element meets minimum design criteria”.

In contrast, “substantive safety” is defined as

the actual long term or expected safety performance of a roadway [or section of a roadway]. This would be determined by its collision experience measured over a long enough time period to provide a high level of confidence that the observed collision experience is a true representation of the expected safety characteristics of that location or highway.

The substantive or long term safety performance of a roadway does not always directly correspond to its level of nominal safety, even if all geometric design criteria are met.

Before the mid-1990s, a nominal safety approach assumed that a “road designed to meet minimum standards would be ‘safe’.” Safety assessment practices began to change after major guidelines were published, such as the Highway Safety Manual (2009) published by the US Federal Highway Administration. To appropriately monitor highway safety conditions, industry professionals have developed continuous monitoring through data collection, maintenance, and inspection processes. Typically, a roadway or highway authority performs major safety reviews every five years and publishes or analyzes annual crash experiences.

#### *1.8.1.2. Design Consistency and Motorist Expectations*

It is well documented in the transportation industry that the motorist is the primary contributor to collisions with the road-vehicle-motorist system. It is also a well-established fact in transportation research that individuals react faster and more



accurately to events, conditions, and hazards that are “expected” compared to those that are unexpected or a surprise. Motorists have longer term expectations that are primarily based on education, training, and past driving experiences, and shorter term expectations based on conditions experienced on a particular trip or along a specific road section.

Road users operate within an environment, and they operate better and make better or error-free decisions when the roadway in front of them is consistent with what they expect for that type of facility. The design, operations, line markings, and signage, among other elements, ought to be relatively consistent within a particular road section for like situations. Motorists expect this, and with that consistency, they can focus on understanding the roadway environment and can turn their attention more to identifying hazards and other vehicles on the roadway. When the environment deviates from expectations, drivers take longer to make decisions, and longer to perceive and react to new situations, with the result that, all else being equal, the potential for collisions and conflicts increases.

It is estimated that road design, operations, and maintenance is a contributing factor in approximately one quarter of motor vehicle collisions. This significant contribution suggests that, in particular, the infrastructure must be designed, operated, and maintained so that motorists understand the system they are using and will make rapid and appropriate decisions in selecting speed and path. Consistency and uniformity of design standards is a primary means of facilitating motorist comprehension, expectancy, and prudent decision making.

## 1.8.2. Design Considerations

### 1.8.2.1. *Design Speed, Posted Speed, Sight Distances, and Curves*

Common practice is to select a design speed of 10 to 20 km/h over the posted speed limit for a paved roadway. As mentioned above, design speed is one of the fundamental aspects of highway design from which other design parameters flow. The design speed is applied in decision making regarding the appropriate road design features (that is, road/shoulder widths, horizontal curves and vertical curves, and roadside design and protection) and traffic control devices.

There is, however, no commonly applied standard or guideline establishing posted speed limits on freeways in Ontario, beyond the statutory speed outlined by the *Highway Traffic Act*.<sup>14</sup> There are also no legal or regulatory requirements for establishing the appropriate design speed or posted speed on Ontario roadways, or of the relationship between them.

The 1985 MTO Design Guide indicates that:

- Design speed should desirably be set at 20 km/h over the posted limit.
- There may be instances on lower functioning classes of highways (that is, secondary highways) with lower volumes, where it is acceptable to apply a design speed equal to the posted speed.
- Every effort should be made to provide the desirable standard on freeways as they are generally the important links and more heavily travelled components in the highway system.
- Urban environments and challenging topography are two of the reasons provided in which desirable design speeds may not be accommodated.
- Consistency and uniformity of design standards place the driver in an environment which is fundamentally safer because it is more likely to compensate for the driving errors that unfortunately are inevitably made.

The design speed of a highway is generally selected as a function of the roadway classification and the intended posted speed. The 1985 MTO Design Guide allows a design speed range of 90 to 120 km/h to be selected for freeways, with a 90 km/h design speed to be considered only in the instance of urban freeways such as the RHVP. The majority of Ontario freeway facilities are posted with 100 km/h maximum speed limits and have mainline design speeds of 120km/h.

Generally, the overall design criteria, including the design speed, are specified at the outset of the design process. Once the design speed is selected, the highway features are designed, at a minimum, to the prevailing guidance. Where specific highway

---

<sup>14</sup> *Highway Traffic Act*, RSO 1990, c H.8

features or operations cannot be provided to meet the design speed criteria and/or motorist expectations of the posted speed, regulatory and warning traffic control devices are used to set expectations for appropriate operating speeds.

A number of road design features flow directly from the design speed choice. For the purposes of the Inquiry the relevant ones are:

- 1) **Stopping sight distance:** to allow motorists to perceive, react, and stop for an object in their path at the design speed; that is, sufficient sight distance over a vertical curve or around a horizontal curve to observe and react to an object or stopped vehicle in the travel lane.
- 2) **Decision sight distance:** to allow motorists sufficient time to make a decision regarding maneuvering their vehicle or adjusting their speed in complex situations where information may be perceived incorrectly, decisions are required, or control actions are required (as opposed to stopping sight distance which involves a complete stop for an obstacle). Examples of complex situations include complex intersections or interchanges, unusual or unexpected changes in the roadway environment, construction zones, and demanding driver workload areas due to heavy traffic, advertising, and/or traffic control devices.
- 3) **Horizontal curves including:**
  - a) **Circular curves:** with a design speed related to the curve radius, wet weather friction values, and superelevation;
  - b) **Spiral curves:** a curve with a constantly varying radius, to provide a smooth transition between a tangent road section and the circular curve; and
  - c) **Superelevation:** design with the outside road edge to be higher than the inside road edge to counteract the horizontal forces on a vehicle around a curve.
- 4) **Vertical curves:** representing the hills and valleys experienced as one travels along the highway alignment.

As an example, the 1985 MTO Design Guide specifies the minimum horizontal circular curve radius based on the selected design speed. As **Figure 1f** reflects, the minimum specified horizontal curve radius increases as the design speed increases.

**Figure 1f: Excerpt from 1985 MTO Design Guide, Minimum Curve Radius**

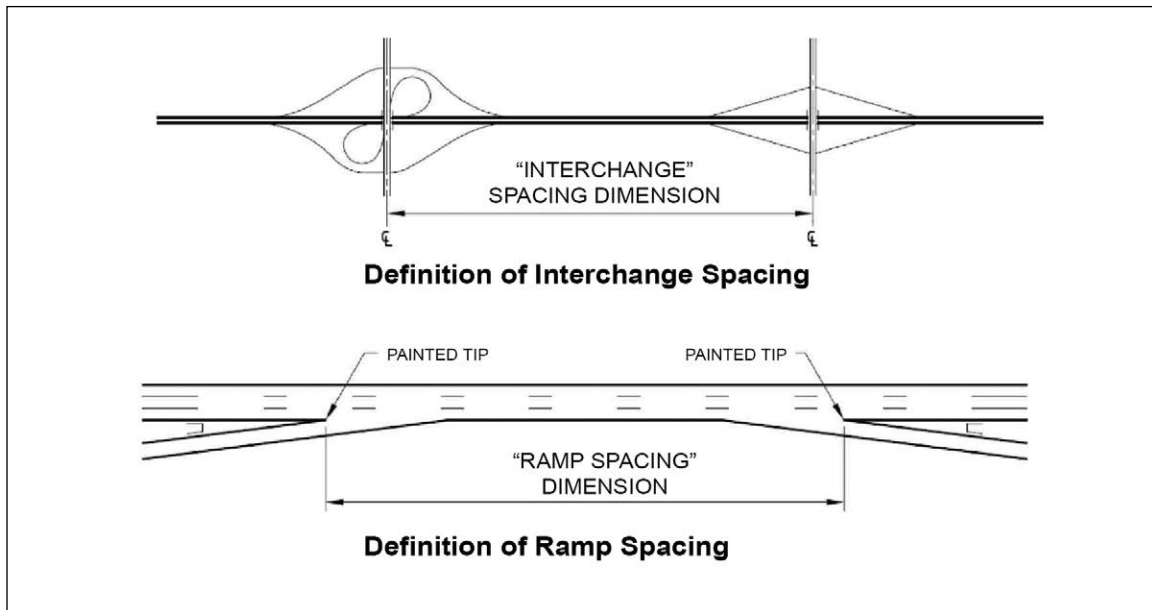
Table C3-2  
 MINIMUM RADIUS DETERMINED FOR LIMITING VALUES OF *e* AND *f*

Design speed km/h	<i>e</i> max m/m	Max. <i>f</i>	Total <i>e + f</i>	Min. Radius (calculated) m	Min. Radius (rounded) m
40	0.06	0.165	0.225	55.99	55
50		0.159	0.219	89.89	90
60		0.153	0.213	133.08	130
70		0.147	0.207	186.39	190
80		0.140	0.200	251.97	250
90		0.134	0.194	328.76	340
100		0.128	0.188	418.83	420
110		0.122	0.182	523.49	525
120		0.115	0.175	647.92	650
130*		0.109	0.169	787.40	800
140*		0.103	0.163	946.81	1000
150*		0.098	0.158	1121.30	1150
160*		0.091	0.151	1334.93	1350

As can be seen in **Figure 1f**, the minimum recommended curve radius for a 100 km/h design speed (the RHVP design speed) is 420 m.

1.8.2.2. *Interchange and Ramp Spacing*

Freeway interchange spacing and interchange ramp spacing are both subject to guidance in the 1985 MTO Design Guide. A visual depiction of how interchange and ramp spacing are defined is set out in the **Figure 1g**.

**Figure 1g: Interchange and Ramp Spacing Definitions**

Interchanges on urban freeways are recommended to be between 2 and 3 km apart (measured from the centre line of the road crossing the freeway for which the interchange is constructed). As with other design guidelines, this is not a hard and fast rule. Interchanges can and often are located closer together given a pre-existing urban arterial road network to which the freeway is to be connected. For these situations, the 1985 MTO Design Guide recommends measures to avoid closely spaced interchanges such as aggregating interchanges from more than one arterial road into one interchange.

Similarly, the 1985 MTO Design Guide recommends freeway interchange ramps be spaced a minimum of 600 m from one another (measured from the painted tips of the areas at the terminus of each ramp where it is permissible for traffic to travel on or off the freeway). This area between ramps is also known as “weaving distance”.

The application of these design guidelines to the RHVP is described in Chapter 2.

### 1.8.2.3. Pavement Friction Design

Friction values used in highway design are measured either longitudinally (that is, the design friction value assumed between the road and tire for a vehicle to stop

within the stopping sight distance) or laterally (that is, the lateral friction required for a vehicle to travel around a curve in the roadway).

The 1999/2017 TAC Guide and the 1985 MTO Design Guide recommend conservative design values for available friction based on worn pavement, worn tires, and wet pavement conditions. The friction values assumed in design do not represent the actual available friction between tires and road. The highway design does account for intermittent reduced friction conditions due to snow, slush, or icy road surface conditions. Pavement friction is required to maintain traction around curves and allow for acceptable braking, as required for stopping sight distance.

In other words, assumptions about the available coefficient of friction on a highway are “built into” the highway design guidelines. Stopping sight distances are calculated using the assumed coefficient of friction required for braking to a complete stop at a given speed. However, as set out earlier in this chapter, in practice the adequacy of friction on a particular roadway is contextual. This engages the concept of “friction demand”.

Generally speaking, the tighter the horizontal curve radii, the closer together those curves are, the closer interchanges and ramps are spaced, the steeper are vertical curves and grades, the faster are the driving speeds, and the greater are the traffic volumes, the greater the likely number of collisions and the higher the friction demand of the roadway. That is the case whether or not the design guidelines are strictly adhered to. The available friction is something that may reduce the number of collisions and their severity, or contribute to them.

## CHAPTER 2

# Design and Construction of the RHVP from the 1950s to 2007





## 2.1. Overview

This chapter is about the design and construction of the Red Hill Valley Parkway (the “RHVP”).

The RHVP is a (mostly) four lane, 7 km municipal freeway owned and maintained by the City of Hamilton (the “City”). The RHVP connects at the south end to the Lincoln M. Alexander Parkway (“the “LINC”), and at the north end to the Queen Elizabeth Way (“QEW”). Together, the RHVP and the LINC form an approximately 19 km continuous connection between Highway 403 and the QEW. Highway 403 and the QEW are provincial highways owned and operated by the Ontario Ministry of Transportation (the “MTO”).

The RHVP was designed by the City and its predecessor entity the Regional Municipality of Hamilton-Wentworth (the “Region”) and their consultants. For design purposes, the RHVP is an urban expressway. As built, the RHVP is a winding, curvy road. The physical setting of the RHVP in the Niagara Escarpment and environmental concerns significantly affected the design. The resulting geometry of the RHVP is challenging for drivers in some locations as it follows the course of the Red Hill Valley through a series of horizontal curves and relatively closely spaced interchanges and ramps in the same area.

Russell Brownlee’s<sup>1</sup> November 2022 report provides an instructive review of the mainline design and geometric features that are significant for traffic safety purposes. In addition, the RHVP mainline is not illuminated; environmental and other concerns influenced the decision not to illuminate the mainline, although illumination was not expressly prohibited by any environmental assessment.

The RHVP pavement structure is a “perpetual” or “permanent” pavement and has a surface layer of stone mastic asphalt (“SMA”). The perpetual pavement structure is intended to last longer than traditional pavement structures. The choice of a perpetual pavement structure with a SMA surface layer was a reasonable one and that choice did not, in itself, give rise to any friction issues on the RHVP.

---

<sup>1</sup> Mr. Brownlee is the President and Transportation Safety Engineer at True North Safety Group.

Dufferin Construction Company (“Dufferin”) was awarded the contract to pave the RHVP in July 2006. Paving of the mainline began in May 2007 and was completed in August 2007. The roadway was opened to the public on November 17, 2007. The grading and paving process, and the parties involved are described in this chapter.

A number of issues arose with respect to the SMA prior to and during paving of the surface course. These involved the aggregate to be used, the mix design, compaction, and gradation. In the plainest terms, the mix design is the ingredient list and recipe used to create an asphalt mix. In the end, however, it is unlikely that any of these issues adversely affected the frictional qualities of the SMA pavement surface on the RHVP. The aggregate and the mix design met the contractual requirements, and issues related to the pavement compaction and aggregate gradation were dealt with on site. However, lingering concerns with respect to the suitability of the aggregate and its frictional qualities on the part of Dr. Ludomir Uzarowski of Golder Associates Ltd. (“Golder”) were factors that initiated the friction testing performed by the MTO on October 16, 2007, shortly before the RHVP opened to the public, on November 17, 2007.

## 2.2. The Long Road to RHVP Construction

### 2.2.1. Situating the RHVP

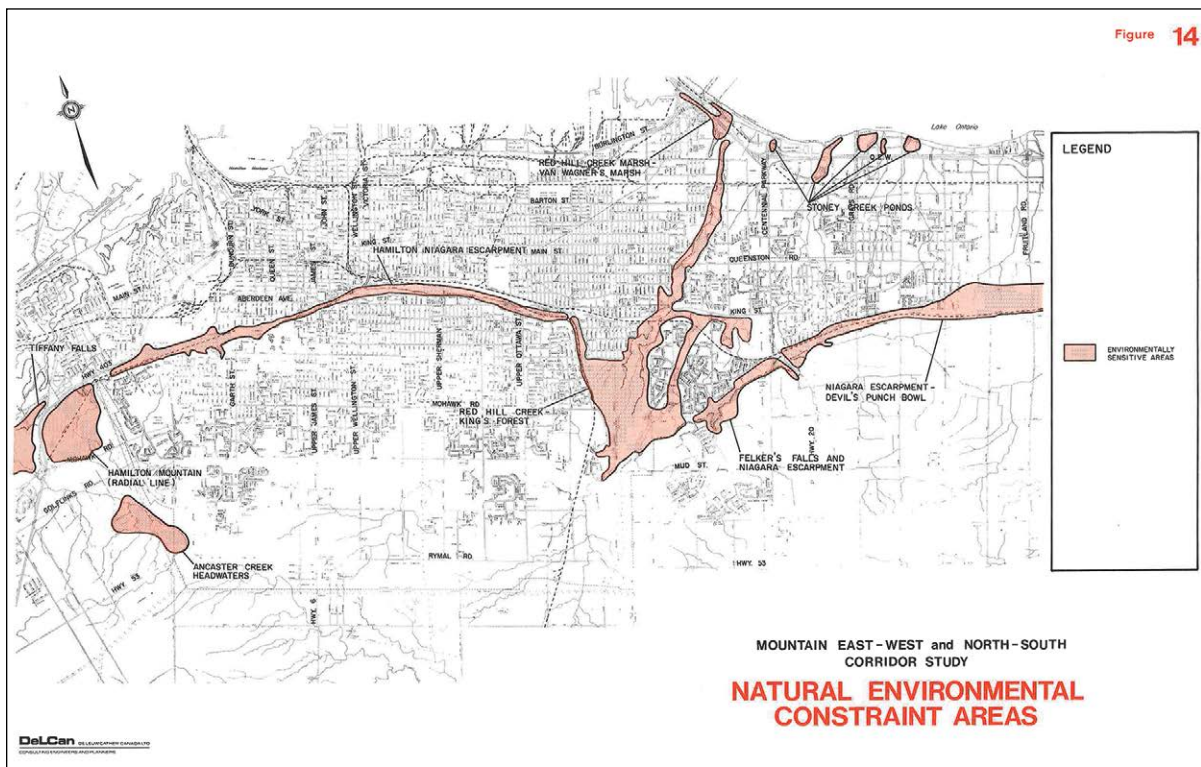
The RHVP is named for the geographic area it traverses: the Red Hill Valley (the “Valley”). The RHVP path closely follows that of the Valley, which is situated within the Niagara Escarpment. The Valley is an environmentally sensitive area that is home to numerous plant and animal species, woodlands, the Red Hill Creek, and recreational and scenic areas. Today, the RHVP is surrounded by forested areas, parks, and recreational hiking and walking trails. Much of the RHVP is contained in the open public space of the Valley, although the parkway also borders residential areas in Hamilton.

From the time of its conception, the RHVP was seen to have the potential to cause significant environmental effects. Protection and preservation of the Valley and the surrounding natural environment was an important factor during the planning, design, and construction phases of the Red Hill Valley Project (the “RHV Project” or the

“Project”). Environmental considerations and concerns extended across all levels of government.

**Figure 2a** was prepared as part of the 1982 “Mountain East-West and North-South Transportation Corridor Environmental Assessment Submission”, and illustrates the environmentally sensitive areas in which the RHVP and the LINC were eventually constructed. Environmental constraint areas included areas that were deemed to be particularly sensitive to the impacts of construction and areas of significance relating to geological or topographical formations, vegetation communities, and wildlife populations.

**Figure 2a: 1982 Map for the Mountain East-West and North-South Transportation Corridors**



It is also important to highlight that the City is situated upon the traditional territories of the Erie, Neutral, Huron-Wendat, Haudenosaunee, and Mississaugas. A joint stewardship board (“JSB”) between the City and the Haudenosaunee was established in 2005, during the construction of the RHVP, and remains in existence today. The JSB is comprised of six members: three City representatives and three Haudenosaunee representatives.

In its early days, the JSB's purpose was to implement various agreements related to the Valley signed by the City and the Haudenosaunee during the pre-construction period. Today, the JSB's goal and overarching purposes are joint stewardship and environmental guardianship of the Valley.

### 2.2.2. Major Events in the Pre-Construction Era

Over 50 years passed between the time of the RHVP's conception and its opening to the driving public in November 2007. A consultation report prepared during the planning stage described the freeway as "one of the most controversial development projects in Hamilton's history."

The idea of constructing a transportation corridor within Wentworth County (later the Region) to connect the road system south of the Niagara Escarpment (the QEW) to the road system north of the Escarpment (now Highway 403) dates to the mid-1950s. Proponents of the transportation corridor considered it a vitally important component to the continued economic and social growth of the region. However, support for the transportation corridor was not unanimous and opposition to the roadway project existed from the outset.

Initial planning for the transportation corridor contemplated a single roadway system comprised of two sections: an east-west roadway (which became the LINC) and a north-south roadway (which became the RHVP). The east-west and north-south sections largely existed as a single project until 1990, when, as addressed below, the parkways' paths diverged.

In December 1982, the Region filed a two-volume Environmental Assessment ("EA") submission for the transportation corridor. The EA submission documented the findings and conclusions of the need for the expansion of the Region's road system, the scope and timing of the work, and the potential social, economic, and environmental impacts of roadway expansion (among other considerations). As part of the EA submission, the Region sought approval to build the continuous roadway east-west and north-south to connect the QEW and Highway 403, which was the preferred option over alternatives set out in the EA.

In October 1985, the EA was approved by a joint panel of the Ontario Environmental Assessment Board and the Ontario Municipal Board. The panel ordered the various provincial agencies to issue all relevant and necessary approvals and permits for the road's construction.

In 1987, the Ontario provincial government endorsed the approval of the transportation corridor. Provincial funding for the project was granted the same year.

After the project was approved, a Preliminary Design Report ("PDR") was prepared in 1990. The 1990 PDR covered the entire transportation corridor and addressed anticipated design elements for both the east-west and the north-south sections. Design elements for the north-south section are discussed later in this chapter.

Also in 1990, project construction was initiated at various locations in the Valley. However, construction activities for the north-south section did not last long. Construction was halted later in 1990, after the newly elected provincial government withdrew funding for that section of the road. Funding was not withdrawn for the east-west section; this was the point at which the paths for the east-west LINC and the north-south RHVP diverged.

The LINC is a four lane, 12 km roadway, which has a relatively straight and flat geometry. Construction of the LINC was completed in October 1997, and the road opened to the driving public on October 15, 1997. The LINC was subsequently extended, from Dartnall Road to Mud Street, by construction which was completed in July 1999.

In 1995, a new provincial government reinstated funding for the north-south section. Around this time, the Region undertook an extensive redesign of the north-south section and engaged in extensive consultations with technical experts and the public.

In 1999, the federal government subjected the north-south portion to a panel review under the *Canadian Environmental Assessment Act* ("CEAA"). The Region commenced litigation in response in the Federal Court of Canada, and was ultimately successful in arguing that it was too late for the CEAA to be applied. The litigation related to the panel review ended in 2002.

The City restarted work on the north-south section the same year. Major tasks at that time included preparing an updated roadway design, completing the various assessments of roadway impacts (in consultation with the design team and related consultants), and finalizing several technical studies and reports, many of which related to environmental and ecological considerations. In 2003, after 13 years of delay, construction activities restarted on the RHVP. Another four years passed before the RHVP opened to the public in November 2007.

The revised design of the RHVP and events related to its construction between 2003 and November 2007 are described in detail later in this chapter.

### 2.2.3. The MTO: A Neighbour and a Funding Partner

The RHVP and the MTO-owned and maintained QEW are joined by an interchange at the northern end of the RHVP, toward Lake Ontario. Vehicles travelling northbound on the RHVP exit onto the QEW via the RHVP/QEW interchange to travel either eastbound or westbound. Similarly, vehicles travelling on the QEW use the RHVP/QEW interchange to exit onto the RHVP to travel southbound.

Various agreements existed between the MTO and the Region, later the City, regarding the division of responsibility and costs for the RHVP and the RHVP/QEW interchange projects.

In October 1998, the MTO and the Region signed a funding agreement in which the MTO agreed to contribute 60% of the total project costs for the RHVP project, up to a maximum of \$106.75 million. The October 1998 funding agreement also established that the MTO was financially responsible for the design and construction of the RHVP/QEW interchange.

Pursuant to this agreement and a supplemental agreement executed in 2005, the MTO issued and oversaw all contracts and the related work for the design and construction of the RHVP/QEW interchange. The MTO's work occurred concurrently with the City's construction of the RHVP. Dufferin was the paving contractor for both projects. The RHVP/QEW interchange was also paved with SMA as the surface course. The interchange opened to traffic sometime in or about late 2008 or early 2009, approximately one year after the RHVP opened.



By March 2005, the MTO had fulfilled its \$106.75 million funding commitment to the City. It is important to note that, although the MTO and the City worked collaboratively toward the shared goals of opening the RHVP and the RHVP/QEW interchange, the MTO's involvement in the RHVP was solely financial. The City retained full control over, and responsibility for, the design and construction of the RHVP. The RHVP is, and remains, a municipal freeway, not a provincial freeway.

I pause to note that neither the City nor its predecessor, the Region, had other experience in designing and building high speed, high volume freeways. The RHVP and the LINC remain the only freeway infrastructure projects built by the City. This contrasts with the MTO, which has constructed a provincial highway network that spans the entire province of Ontario.

## 2.3. Oversight of and Involvement in the RHVP Project

### 2.3.1. Special Projects Office

In the 1980s, the Region established a Special Projects Office to oversee major projects, including the north-south and east-west transportation corridor project. The Special Projects Office was an office of the Region. It was disbanded in 2001 upon amalgamation.

The Special Projects Office oversaw the planning, design, and construction of the LINC and the LINC extension, completed in 1997 and 1999, respectively. The Special Projects Office also oversaw the planning and design in the 1980s and 1990s of what became the RHVP.

The Inquiry received limited evidence about the day to day functions of the Special Projects Office and the roles and responsibilities of its staff, apart from the evidence of Gary Moore.

Mr. Moore joined the Region as a project engineer in May 1988. He was subsequently promoted to Senior Project Engineer for the transportation corridor project. From 1993 to 2001, Mr. Moore was the Manager of the Special Projects Office. Beginning in 2002, Mr. Moore served as the Manager of Design for the RHV Project Office. In



all, by the time the RHVP opened to the public in November 2007, Mr. Moore had therefore been involved with the RHVP for almost 20 years.

At the Inquiry hearings, Mr. Moore testified that staff in the Special Projects Office worked as a team, both internally and with technical consultants retained by the Office. Other key staff in the Special Projects Office were:<sup>2</sup> John van der Mark (Director in Charge of Special Projects, Special Projects Office, Regional Municipality of Hamilton-Wentworth); Chris Murray (Environmental Planner, Special Projects Office, Regional Municipality of Hamilton-Wentworth, beginning in 1995); and Marco Oddi (Project Manager, Special Projects Office, Regional Municipality of Hamilton-Wentworth, 1991 to 2001). Mr. Oddi reported to Mr. Moore who, in turn, reported to Mr. van der Mark.

### 2.3.2. RHV Project and RHV Project Office

The City adopted the motto “More than a Road” for the RHV Project. The intent of the motto was to encapsulate all the work undertaken in the Valley as part of the RHV Project. According to a 2010 City presentation, the major elements were:

- construction of the RHVP;
- a 7 km realignment project for the Valley;
- construction of a stormwater management system;
- installation of a 2.9 km combined sewer overflow pipe; and
- establishment of an Environmental Management Plan and a Landscape Management Plan.

Only the first element — the construction of the RHVP — is pertinent for the Inquiry’s purposes. It is, however, important to remember the broader context in which the RHVP came to be. The RHVP was only one piece of the City’s overall RHV Project, albeit a very large piece.

---

<sup>2</sup> This is not a comprehensive list of all staff in the Special Projects Office. The above-listed staff are those who the Inquiry understands to have been centrally involved in RHVP design and construction from the early 1990s onwards.

In late 2002, when the work restarted on the north-south roadway, the City established an RHV Project Office to oversee the RHV Project. Initially, from 2002 to 2003, the RHV Project Office was a division within the City's Transportation, Operations & Environment department, and in 2003, became a division within the Public Works department. The RHV Project Office's responsibilities included design and construction of the various infrastructure aspects of the project (road, water, and wastewater), project-related communications, project finance, and administration.

Members of the RHV Project Office included Mr. Murray, the Project Director; Mr. Moore, the Manager of Design; and Mr. Oddi, the Senior Project Manager. Their respective roles and responsibilities, as well as key details pertaining to the project scope, objectives, and strategy, were set out in a RHV Project Charter prepared in early 2003, and are summarized below:

- **Mr. Murray, Project Director:** In this role, Mr. Murray was the RHV Project leader. He was responsible for “the initiation, planning, execution and control of the total Project effort”, and held the authority for day-to-day decision-making for the Project's operations. Mr. Murray was also the liaison between the Project team and Hamilton City Council (“Council”), the media, and external stakeholders. As noted below, Mr. Murray left the Project Director position in June 2007, shortly after paving of the RHVP began.
- **Mr. Moore, Manager of Design:** In this role, Mr. Moore was the head of the RHV Project team's technical arm. Among other responsibilities, commencing in 1990, Mr. Moore (in conjunction with other members of the RHV Project team and Project consultants) was involved in developing the RHVP preliminary design. In addition, Mr. Moore oversaw the preparation of the detailed design drawings by the City's consultants. He held a similar role for the design and construction of the LINC mainline and the LINC extension. Between 2002 and 2007, Mr. Moore held the Manager of Design position in the RHV Project Office concurrently with his home position as Manager of Design in the Capital Planning and Implementation division of the Public Works department of the City. Mr. Moore split his time between these roles on a variable basis, depending on the work ongoing at the time. In his testimony, Mr. Moore estimated that in some years, he spent 30% to 40% of his time on the RHV Project; in other

years, likely in earlier phases, Mr. Moore spent over 50% of his time on the Project.

- **Mr. Oddi, Senior Project Manager:** In this role, Mr. Oddi reported to Mr. Moore, and assisted Mr. Moore in managing and administering the design and construction of various infrastructure components. Mr. Oddi's involvement spanned all stages of the RHV Project, from the preliminary engineering and detailed design stages through to putting contracts out for tender and construction administration.

Both Mr. Moore and Mr. Oddi were licenced professional engineers with backgrounds in civil engineering. Mr. Murray's background was in urban and environmental planning, rather than engineering. Accordingly, Mr. Murray relied on Mr. Moore and Mr. Oddi, as well as consultants the City retained, to make technical civil engineering decisions on the Project, including the decisions pertaining to the RHVP pavement design and the related specifications discussed later in this chapter.

### 2.3.3. Council Oversight

Council had oversight responsibilities for the RHV Project, including on matters related to the overall project budget and cost. However, it is apparent that City staff made all of the day to day and technical decisions related to the Project. Councillor Sam Merulla (Ward 4, Hamilton), a former Councillor and member of the Public Works Committee ("PWC") and Parkway Implementation Committee ("PIC"), testified that Council gave staff a significant amount of discretion to make decisions pertaining to the Project. This is consistent with the evidence of Mr. Murray, Mr. Moore, and Mr. Oddi.

The RHV Project Office provided updates, provided recommendations, and made requests to Council via staff reports submitted to the PWC.<sup>3</sup> The PWC was at the time, and remains today, a standing subcommittee of Council. On occasion, the RHV Project Office and the Budget & Finance division (of the City's Corporate Services department) submitted joint reports to the PWC related to procurement or budget.

---

<sup>3</sup> Between 2004 and 2006, the Public Works Committee was named the Public Works, Infrastructure & Environment Committee. The renamed Public Works Committee was established in 2006.

As of at least February 2005, Mr. Murray submitted monthly information update reports about the RHV Project to the Mayor and Council. In his testimony, Mr. Murray clarified that, although the reports were written and submitted under his name, they were a collective effort of the various members of the RHV Project Office. Topics covered in the information updates ranged from contract award details, the progress of the construction, and updates on the construction and paving scheduling. The reports were purely informational and did not contain requests or recommendations requiring Council decisions.

#### 2.3.4. Expressway/Parkway Implementation Committee

In April 2002, Council established the Expressway Implementation Committee, which, in June 2005, was renamed the Parkway Implementation Committee to coincide with the renaming of the north-south roadway from the Red Hill Creek Expressway to the Red Hill Valley Parkway.

The PIC was a sub-committee of the PWC; the PIC reported to the PWC, which in turn, reported to Council. A March 2002 staff report to the Mayor and Council described the intended purpose of the PIC as:

to address community issues and provide overall guidance and advice to staff on the implementation of the detailed design and construction phases of the Expressway. The composition of the Committee may consist of Councillors whose wards are directly impacted by roadway construction (i.e., Wards 4, 5, 6 and 9) and those that are indirectly affected.

The PIC met periodically from 2002 until it was disbanded in 2014. PIC meeting records reflect that PIC meetings were a forum for staff, including RHV Project staff, to give presentations and provide project updates, for PIC members to ask questions, and to engage with members of the public. At the Inquiry, Mr. Murray testified that his interactions with the PIC were largely to provide updates on the progress of the project. According to Mr. Murray, PIC meetings:

afforded the project office an opportunity to understand any specific issues or concerns that individuals had based in conversations that were being held with the constituents...It was an effective way to

communicate with those...directly and somewhat indirectly affected by the project.

The evidence before the Inquiry is that the PIC did not exercise any decision making role with respect to the RHV Project. PIC members were not involved in any decisions about technical or engineering aspects of RHVP design and construction. While that is somewhat at odds with the PIC's intended purpose set out in the March 2002 staff report, in practice, the PIC's main function was responding to public concerns and complaints related to or arising from RHVP construction and use. Many of these concerns and complaints pertained to noise and air pollution arising from the construction and ongoing operation of the RHVP. The PIC continued to serve this function after the RHVP opened to the public in November 2007, and did not address operational safety issues.

## 2.4. RHVP Design and Geometry

### 2.4.1. Preliminary RHVP Design

As noted above, preliminary design for the RHVP (and the LINC) began in the late 1980s and early 1990s. The original PDR, prepared in January 1990, included the design for both the north-south RHVP and the east-west LINC. The design was based on the MTO's 1985 Geometric Design Standards for Ontario Highways (the "MTO Design Guide"), as described in detail in Chapter 1.<sup>4</sup>

The Region made significant changes to the north-south roadway design during the 1990s. This was also the period when provincial funding was withdrawn and then subsequently reinstated. A 2010 City presentation described these changes as "an extensive re-design...to lessen its environmental impacts and to look for ways to maintain and enhance the natural environment in the Red Hill Valley." The redesign was completed some time before 1999, but was put on hold pending the above-noted CEAA panel review.

---

<sup>4</sup> As discussed in Chapter 1, the 1985 MTO Design Guide is instructive for, but not binding on, Ontario municipalities.

Subsequent drafts of the RHVP PDR were prepared once the RHV Project work restarted in 2002. The Inquiry received draft PDRs dated February 2003 and November 2003 and two sections of a draft Design Report dated January 31, 2006.<sup>5 6</sup> Mr. Moore and Mr. Oddi testified that the subsequent PDR drafts, which do not list authors, were compiled through joint efforts of City staff and the City’s consultants. They were intended to be read in conjunction with the January 1990 PDR. Neither a final PDR, nor a complete or final Design Report were produced to the Inquiry.

**Figure 2b** summarized and compares certain design elements and features of the RHVP set out in the various PDRs (January 1990, February 2003, November 2003) and the January 2006 draft Design Report. There were changes and revisions as between the February 2003 and November 2003 PDR drafts; however, the documents are identical as they pertain to the features below. The draft Design Report also incorporated many of these design elements, although some elements were not included in the sections the Inquiry received. The design features not included in the draft Design Report are identified in the footnotes. The below-listed design features are also discussed in more detail in the sections that follow.

**Figure 2b: Red Hill Valley Parkway Preliminary and Design Reports: 1990, 2003, and 2006**

Design Feature	January 1990 PDR	February/November 2003 PDRs and January 2006 Design Report
Applicable Design Guidelines	“Roadway design criteria conforming to those in the M.T.O. Geometric Design	“Roadway design criteria conforming to those in the MTO Geometric Design

<sup>5</sup> The produced sections of the January 2006 draft Design Report were the “Introduction” and “Engineering Design” sections.

<sup>6</sup> A document prepared by Gord McGuire (then Director, Engineering Services, Public Works, Hamilton) in January 2019 refers to a “2008 final Engineering Design document authored by Pam Hubbard” and excerpts content related to the RHVP perpetual pavement design and SMA surface course. The document Mr. McGuire referred to was not in evidence before the Inquiry, nor is it clear that this document was produced to the Inquiry.

Design Feature	January 1990 PDR	February/November 2003 PDRs and January 2006 Design Report
Applicable Design Guidelines	Manual have been adopted for this Project. The Ontario Provincial Standard Drawings (OPSD) and Specifications (OPSS) will be used for the design of roadways and structures.”	Manual have been adopted for this Project. The Ontario Provincial Standard Drawings (OPSD) and Specifications (OPSS) will be used as a guide for the design of roadways and structures.”
Number of Lanes	6 lane roadway	Basic 4 lane roadway, with grading for future expansion to basic 6-lane roadway <sup>7</sup>
Interchange Spacing	“The spacing of interchanges in the north-south corridor was based on optimizing traffic distribution. Since the major east-west arterials in the Lower Mountain Area are located much closer than 3 km, appropriate design measures have to be taken to provide adequate weaving distances between ramps.”	“As per the original plan interchanges will be located at Mud Street/Trinity Church Road, Greenhill Avenue, King Street, Queenston Road and Barton Street. The design of these interchanges has been changed to improve traffic operations or environmental features and/or to accommodate the relocation of the Red Hill Creek and Red Hill Valley trail.” <sup>8</sup>

<sup>7</sup> The January 2006 draft Design Report produced to the Inquiry does not include a section related specifically to roadway lanes. As it pertains to the number of lanes, the draft states: “roadway will be marked as four lanes plus auxiliary lanes”.

<sup>8</sup> The January 2006 draft Design Report produced to the Inquiry does not include a section related to interchange spacing.



Design Feature	January 1990 PDR	February/November 2003 PDRs and January 2006 Design Report
Pavement Design	Use of Dense Friction Course was “preferred”	“Modified HL1 or an SMA.... are being considered for the surface or wearing course asphalt mixes.”
Illumination	<p>“Full illumination is warranted for the North-South Freeway, except for the section between Mud Street and Greenhill Avenue. However, full illumination in this section would improve safety related to:</p> <ul style="list-style-type: none"> <li>– the truck climbing lane;</li> <li>– the high embankments; and</li> <li>– the section between two illuminated interchanges.</li> </ul> <p>High mast lighting is considered appropriate along the North-South Freeway for economic reasons. This lighting might cover part of the cross streets with the remainder to be illuminated by conventional lighting.”</p>	<p>“Only partial illumination with be provided, i.e. at interchange ramps and City streets only.”</p> <p>“Only partial illumination will be provided, i.e. decision noses at interchange ramps and City streets only. The illumination will be designed according to IESNA and Provincial standards, and City of Hamilton requirements. The four pole arrangement successfully used on the LINC will be used on the North-South.”</p>

Design Feature	January 1990 PDR	February/November 2003 PDRs and January 2006 Design Report
Maximum Superelevation	6%	6%
Grades	Minimum (desirable): 0.5% Maximum upgrade: 5% Maximum down grade: 7.0%	Minimum (desirable): 0.5% Maximum upgrade & downgrade: 4.0%
Minimum Curve Radius	420 m	420 m
Posted Speed	90 km/h	90 km/h
Design Speed	Not referenced	100 km/h

### 2.4.2. Detailed RHVP Design

The preliminary design phase is typically followed by the detailed design phase. For the RHVP Project, this occurred in the period of 2006 to 2007. Detailed design can colloquially be considered the refinement phase of a project; it is at this stage that the project’s preliminary design is refined, construction plans and design specifications are established, and a list of materials and their associated cost(s) are prepared.

Detailed design work for the RHVP was split into four parts: Parts A, B, C, and D. Detailed design drawings were prepared for each part. The detailed design drawings for the RHVP and the design elements depicted on them — such as the radius and superelevation of curves — were based on parameters considered during the preliminary design phase.

Parts A, B, and C pertained to roadway and ramp design, and Part D set the parameters for other roadway and roadside features. Three consulting engineering firms prepared the four detailed designs, as follows:

- A. Stantec designed Part A, which extended from the Mud Street interchange to south of Greenhill Avenue;
- B. Philips Engineering (“Philips”) designed Part B, which extended from south of Greenhill Avenue to Queenston Road;
- C. McCormick Rankin designed Part C, which extended from Queenston Road to the RHVP/QEW interchange; and
- D. Stantec designed Part D, which included design details for signage and pavement markings, stormwater management, and landscaping details for the entire length of the RHVP.

The City issued “for tender” and “for construction” versions of detailed design drawings. The drawings marked “for tender” were not dated but would have been prepared sometime prior to the issuance of the tender in May 2006. The drawings marked “for construction” were stamped in June 2006, shortly after the RHVP tender closed. The City issued only a partial set of “as-constructed” (or “as-built”) drawings. As-constructed drawings are intended to show the details of the built infrastructure and conditions on a roadway. The evidence before the Inquiry is that neither the City nor Dufferin (the RHVP paving contractor) prepared comprehensive as-constructed RHVP drawings. This is relevant for the issue of the superelevation of one RHVP mainline curve, discussed below.

It is not necessary to make any findings about the reasons for the City’s not issuing as-constructed drawings. I do, however, observe that the challenge of not having such drawings is that there is no representation of, or insight into, the actual conditions and features on the RHVP, including in particular any deviations from the contractual design elements, or of any irregularities that may have occurred during construction and paving.<sup>9</sup> I note, however, that there was no evidence of any such deviations or

---

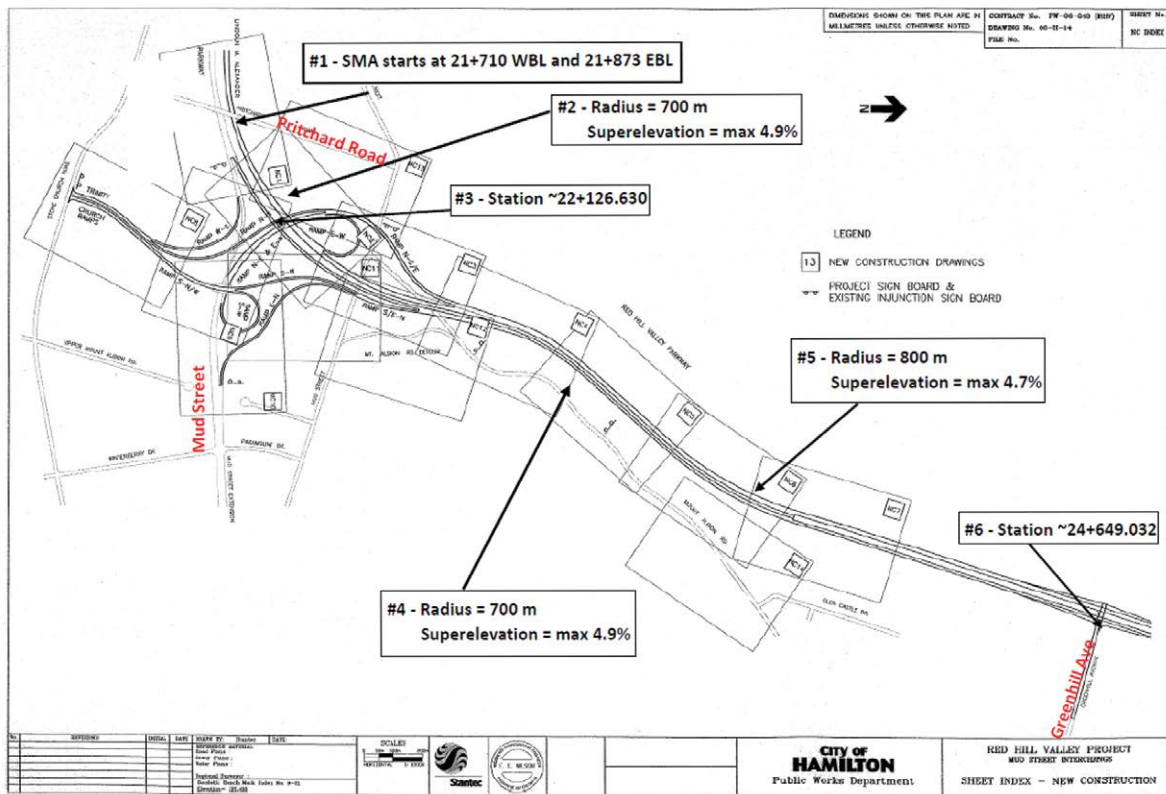
<sup>9</sup> The existence of an observed “kink” in the pavement markings on the curve that joined the LINC and the RHVP is an example of the type of construction irregularity described above, which is not reflected in any post-construction drawings. The “kink” was observed by City staff as a flat spot in the RHVP where there should be a pure circular curve. City staff discussed the kink in/around 2010 and it was also reviewed by CIMA in CIMA’s 2013 safety review of a portion of the RHVP.

irregularities before the Inquiry apart from one matter discussed in the footnote above, a “kink” in the pavement markings on the curve where the RHVP and LINC joined.

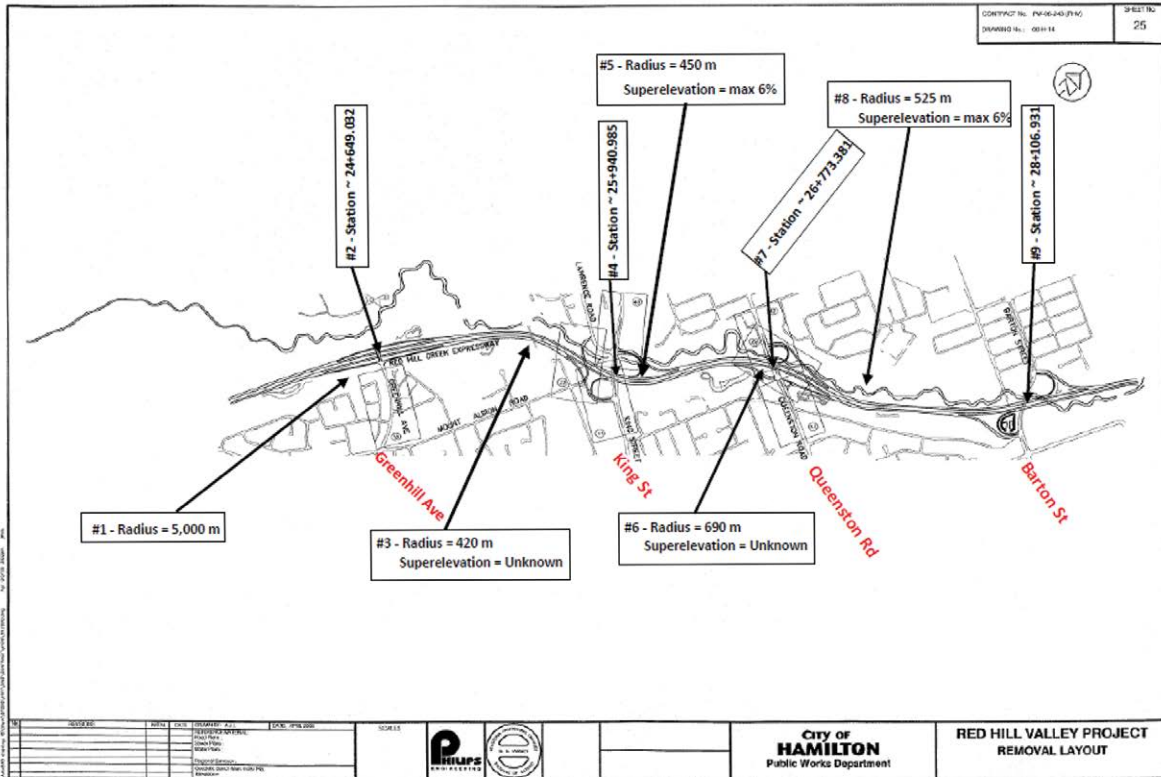
Annotated design drawings for Parts A, B, and C, set out in **Figure 2c**, were prepared during the Inquiry using the “for tender” versions. The only additions to the “for tender” drawings were the numbered boxes with arrows and the road names in red text. Taken collectively, Parts A, B, and C set out the detailed design for the entire 7 km length of the RHVP mainline, ramps, and interchanges. Certain geometric design elements depicted in these drawings are described further in the section that follows.

**Figure 2c: Annotated RHVP Detailed Design Drawings, Parts A, B, C**

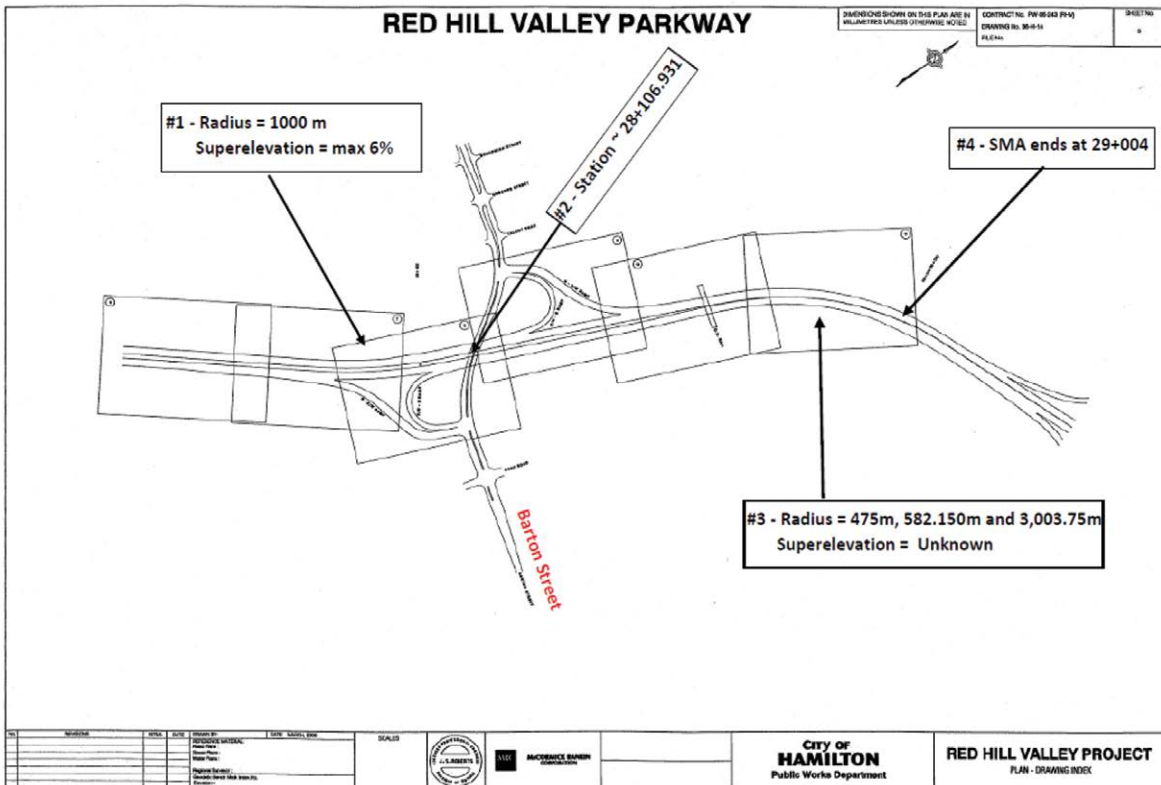
**Part A - Stantec**



**Part B - Phillips**



**Part C - McCormick Rankin**



### 2.4.3. Key Features of the RHVP's Design and Geometry

Certain design elements and geometric features on the RHVP can, in and of themselves, be challenging for motorists to navigate. Potential challenges for motorists are compounded when the various roadway features are experienced in combination. This is particularly so in the tighter, more constrained sections of the RHVP and in inclement weather and under non-daylight lighting conditions.

Key elements of the RHVP design — illumination, design and posted speeds, horizontal alignment and curvature, superelevation, and interchange spacing — are discussed below.<sup>10</sup> A detailed overview of general road and traffic safety considerations, including principles of and guidelines for highway design, is provided in Chapter 1. The significance of these design features and the RHVP's geometry for motorists who drive it is discussed in Chapter 12.

#### 2.4.3.1. *Illumination*

The RHVP has non-continuous decision point lighting located at the exit ramp of each interchange. Accordingly, each RHVP exit ramp and their surrounding area(s) are lit, but ramps entering onto the RHVP and the RHVP mainline itself are not lit. The RHVP's lighting configuration is identical to the LINC's.

Non-continuous decision point illumination is consistent with what was contemplated in the 2003 PDRs and 2006 Design Report, which provided for partial illumination at interchanges. However, the non-continuous decision point illumination differs significantly from what was originally contemplated in the 1990 PDR, which found full illumination to be warranted for most of the north-south roadway. The 1990 PDR contemplated the use of high-mast lighting.<sup>11</sup>

---

<sup>10</sup>Russell Brownlee's expert reports, and the report of Dewan Karim (who is the Practice Lead of the Transportation Engineering & Safety Group at 30 Forensic Engineering), address additional elements of the RHVP design, in addition to those listed. The elements discussed in this chapter are, in my view, those that are central to the motorist experience. These expert reports are also discussed in Chapters 1 and 12.

<sup>11</sup>High-mast lighting consists of a tall pole with lighting attached to the top and pointing toward the ground.

During the period relevant to the Inquiry, Council was advised by City staff on various occasions that illumination on the RHVP mainline was prohibited or restricted by an EA conducted at the time provincial approvals were granted for construction of the RHVP. However, in 2019, as part of a lighting study conducted on the RHVP and the LINC (the “Lighting Study”) described in Chapters 8, 9, and 11, CIMA identified that there was, in fact, no environmental assessment prohibition on RHVP lighting. CIMA stated the following in the Lighting Study report:

[t]he review of the previous environmental studies found that there is no documentation, previous findings or recommendations in those reports that would preclude the implementation of continuous lighting along the facilities.

Environmental considerations and concerns inevitably shaped decisions regarding illumination on the RHVP during the design and approval phases. There is, however, an important distinction between an approval of a design that did not provide for mainline lighting, and an approval of a design that was based on an express prohibition or restriction of mainline lighting. The RHVP falls into the first category. In the circumstances of the RHVP, the omission of lighting from the various RHVP approvals did not amount to or arise from an outright prohibition. However, as CIMA found in the Lighting Study, a new Municipal Class EA would be required if the City wanted to implement lighting improvements, including the installation of continuous illumination, on the RHVP.

#### *2.4.3.2. Design and Posted Speed*

As discussed in Chapter 1, selecting a roadway design speed is a very significant decision in the roadway design process. The decision about design speed has an impact on other design features including the road and shoulder widths, horizontal and vertical curves, roadside design and protection, and traffic control devices, as set out in the industry design guidelines.

The RHVP has a design speed of 100 km/h. Until 2019, the entire RHVP mainline had a posted speed of 90 km/h and a 10 km/h differential in the design and posted speed of the RHVP. On February 16, 2019, Council reduced the posted speed limit from 90 km/h to 80 km/h on a portion of the RHVP, between Greenhill Avenue and the QEW. The posted speed limit remained at 90 km/h on the remainder of the RHVP (from Greenhill Avenue to Dartnall) until May 17, 2021, when Council reduced the speed



limit on the entire length of the RHVP to 80 km/h. This change aligned the difference between the RHVP's design and posted speeds to the desirable 20 km/h difference recommended by the 1985 MTO Design Guide as discussed in Chapter 1. The speed limit reductions are discussed in Chapter 11.

#### 2.4.3.3. Curve Radii

The RHVP is a winding, curvy road. This will be evident to anyone who observes a map of the RHVP, and even more so to drivers on it. The RHVP curves uphill (when travelling southbound) and curves downhill (when travelling northbound) as it traverses the Niagara Escarpment and weaves through the Valley and the already-built surrounding urban areas and infrastructure.

For roads with a 100 km/h design speed, the 1985 MTO Design Guide specifies a 420 m minimum curve radius for horizontal curves and a maximum superelevation of 6%. All nine horizontal (side-to-side) curves on the RHVP mainline (depicted above in **Figure 2c**) meet the prescribed 420 m minimum curve radius in the 1985 MTO Design Guide. Eight curves exceed this minimum. **Figure 2d** below sets out the approximate location of each curve on the RHVP mainline and the radius of each.

**Figure 2d: Curve Radii of RHVP Mainline Curves**

RHVP Mainline Curves	Curve Radius
South of the Mud Street interchange	700 m
North of the Mud Street interchange	700 m
South of the Greenhill Avenue interchange	800 m
South of the King Street interchange	420 m
North of the King Street interchange	450 m
South of the Queenston Road interchange	690 m
North of the Queenston Road interchange	525 m
South of the Barton Road interchange	1000 m
North of the Barton Road interchange	575 m

It is important to note that the section near the King Street interchange has the two tightest curves: the 420 m curve south of the King Street interchange and the 450 m curve that runs through and north of the King Street interchange. These curves are at (420 m) and only slightly above (450 m) the 1985 MTO Design Guide minimum, and they follow one after the other, without a tangent (straight) section between them. The 450 m curve runs directly into a third much larger 690 m radius curve immediately to its north.

#### *2.4.3.4. Superelevation*

Superelevation specifications for the RHVP curves were included in the Parts A, B, and C detailed design drawings at **Figure 2c**, above.

Stantec's Part A drawing included maximum superelevation information for each of the three curves included in Part A (from Pritchard Road to Greenhill Avenue). The superelevation for the three curves north and south of the Mud Street interchange and south of the Greenhill Avenue interchange were either 4.7% or 4.9%.

Philips' Part B drawing and McCormick Rankin's Part C drawing specify a maximum superelevation of 6% for curves to the left (when travelling northbound). The 6% maximum superelevation is consistent with the maximum contemplated in the RHVP preliminary design documents. However, the Parts B and C drawings do not include information about the superelevation for right curves (right when travelling northbound).

The absence of certain superelevation information was also raised with witnesses during the Inquiry's public hearings. David Hainer (Site Supervisor, Dufferin), who was Dufferin's Senior Project Superintendent on the RHVP paving project, testified about his experience with specifications for superelevation. In Mr. Hainer's experience, superelevation information is typically included in grading templates, rather than in design drawings. Contractors use the grading template specifications, including the various superelevations, to construct the roadway.

Mr. Hainer's experience provides useful context. However, I am unable to reach any conclusions on whether the Part B and C right curve superelevations were included in the grading templates because no RHVP grading templates were produced to the Inquiry. Accordingly, there is an evidentiary gap as it relates to the superelevation of some right curves on the RHVP.

There is a potential significance to the absence of the superelevation information. As described in Chapter 1, the 1985 MTO Design Guide specifies a minimum curve radius of 420 m and a maximum superelevation of 6% for roads with a 100 km/h design speed. In the northbound direction, there is no superelevation provided for the 420 m radius right curve south of the King Street interchange. This curve meets the 1985 MTO Design Guide standards only if the superelevation is 6%; if the superelevation is less than 6%, the curve does not meet the minimum design requirements of the MTO Design Guide.

#### 2.4.3.5. Interchange and Ramp Spacing

The RHVP includes six interchanges, which are as follows, from south to north: Dartnall Road, Mud Street, Greenhill Avenue, King Street, Queenston Road, and Barton Street. The 1990 PDR indicates that the interchanges and their respective spacing were determined based on “optimizing traffic distribution” and on existing arterial roads in the Lower Mountain area.

All but one of the RHVP interchanges are spaced closer than the 2 km minimum recommended in the 1985 MTO Design Guide. While such deviations are not uncommon with urban freeways where there are existing arterial roads and traffic patterns to be accommodated, the only exception on the RHVP is the spacing between the Mud Street and Greenhill Avenue interchanges, which is 2.5 km. RHVP interchange spacing is illustrated in **Figure 2e**.

**Figure 2e: RHVP Interchange Spacing**

RHVP Interchanges	Distance Between Interchanges
Dartnall Road to Mud Street	1.152 km
Mud Street to Greenhill Avenue	2.522 km
Greenhill Avenue to King Street	1.292 km
King Street to Queenston Road	0.832 km
Queenston Road to Barton Street	1.334 km

The 1985 MTO Design Guide also recommends a minimum distance of 600 m between ramps on a freeway (also called “weaving distance”). Most of the ramps on the RHVP are spaced farther apart than the minimum recommended (600 m), but three of them are less than the recommended minimum:

- 500 m between Greenhill Avenue and King Street, travelling northbound;
- 550 m between King Street and Queenston Road, travelling northbound; and
- 415 m between King Street and Queenston Road, travelling southbound.

These locations correspond with the two curves with the tightest radii (described above) and with two of the three closest spaced interchanges – between Greenhill Avenue to King Street and King Street to Queenston Road, which at 0.832 km, are spaced less than half of the minimum recommended distance.

The 1985 MTO Design Guide requires that measures be taken to address the effects of closely spaced interchanges. One measure is to simply exclude an interchange (which is more a matter of eliminating the issue than addressing it). Others involve combining interchanges or configuring them in something other than the typical partial cloverleaf fashion seen on the LINC interchanges (consisting of six ramps with, in each direction, one off ramp, followed by one circular on ramp and a second non-circular on ramp).

In the case of the King Street and Queenston Road interchanges, a measure taken appears to have been to use one non-circular off ramp and one circular on ramp in each direction rather than the typical two on ramps, resulting in longer spacing between those ramps themselves as well as between those ramps and the ramps of the adjacent interchanges.

In the case of the Greenhill Avenue interchange, an entirely different interchange design was used because of geographic constraints. The Greenhill Avenue interchange has no circular ramps at all and only one on and off ramp in each direction. This produced the short 500 m weaving distance between the Greenhill Road northbound on ramp and the King Street northbound off ramp.

#### 2.4.4. Bringing the Design and Geometry Elements Together: High RHVP Friction Demand and Potential Driver Expectancy Violations

A number of the elements discussed above contribute to elevated friction demand in the area that includes the 420 m radius curve between Greenhill Avenue and King Street, the 450 m radius curve that traverses the King Street interchange, and the 690 m radius curve that traverses the Queenston Road interchange. The concept of friction demand is discussed in Chapter 1.

These three sequential curves interact with other challenging design elements. They traverse the most closely spaced interchanges and ramps, and the 420 m radius curve south of the King Street interchange has undetermined superelevation (which could be significant). At the same time, the 90 km/h posted speed on a road with a 100 km/h design speed was less than the desirable 20 km/h recommended speed differential.

The following describes the journey through the Greenhill Avenue to Queenston Road area, going both northbound and southbound:

##### **Northbound**

After a driver passes the Greenhill Avenue interchange, they enter the 420 m radius right curve (the tightest on the RHVP, with undetermined superelevation) within which is the 500 m weaving area between the Greenhill Avenue and King Street ramps (the second shortest on the RHVP). While navigating the curve and weaving area, the driver passes under the CP railway bridge immediately before reaching the King Street off ramp.

After passing the King Street off ramp, the driver leaves the 420 m radius right curve and enters the 450 m radius left curve (second tightest on the RHVP) as they pass under the Mt. Albion Road bridge. Immediately after that, before the midway point of the curve, the driver passes underneath the King Street overpass and encounters the traffic entering from the King Street on ramp. The weaving section begins immediately after the King Street overpass. The distance between the Greenhill Avenue interchange, where this journey started, and this point at

the King Street interchange is 1,292 m (708 m shorter than the recommended minimum 2 km interchange spacing).

The next stage of the journey is between the closest spaced interchanges on the RHVP — King Street to Queenston Road — which are 832 m apart (1,168 m closer than the recommended minimum). After the King Street overpass and on ramp, the driver continues through the 450 m left curve (described above) and at its conclusion immediately enters the 690 m right curve while navigating the 550 m weaving distance between the King Street on ramp and Queenston Road off ramp (the third shortest on the RHVP). After the Queenston Road off ramp, the right curve crosses under the Queenston Road overpass before transitioning to its north into a 525 m radius left curve.

### **Southbound**

The driver passes the Queenston Road overpass and on ramp at the same time they are in the midst of navigating the 690 m left curve. Traffic enters the mainline from the Queenston Road on ramp, and the weaving section begins underneath the overpass. The 690 m curve itself is much larger than the minimum recommended radius, but the distance between the Queenston Road and King Street interchanges (832 m) and the weaving distance between their ramps (415 m) are both the shortest on the RHVP.

Between Queenston Road and King Street, at approximately the location of the King Street off ramp, the driver exits the 690 m radius left curve and enters the 450 m radius right curve (second tightest on the RHVP). The driver continues through that right curve as they pass underneath the King Street overpass and encounters the traffic entering from the King Street on ramp. The weaving section begins underneath the King Street overpass.

Shortly after that, the driver passes under the Mt. Albion Road bridge, exits the 450 m radius right curve and enters the 420 m radius left curve (the tightest on the RHVP, with undetermined superelevation). Although the weaving distance between the King Street on ramp and the Greenhill Avenue off ramp is far above the minimum recommended 600 m, the distance between the King Street and Greenhill Avenue interchanges themselves is 1,292 m (708 m shorter than the

recommended minimum 2 km spacing between interchanges). While navigating the curve, midway through the weaving area, the driver passes under the CP railway bridge. After that, the driver reaches the Greenhill Avenue off ramp and then the Greenhill Avenue overpass itself.

Considering these features together as a driver would experience them, it is evident that the design of the RHVP section from Greenhill Avenue to Queenston Road is particularly challenging; this area brings together closely spaced interchanges and weaving sections in succession with tight curves that motorists need to navigate and, prior to the speed reduction, an atypical but permissible difference between posted and design speed. Individually and collectively, these elements of the RHVP design may result in expectancy violations for some drivers leading to poor decision making, and there is a correlatively higher friction demand required for execution of maneuvers in the area between Greenhill Avenue and Queenston Road.<sup>12</sup>

As discussed in more detail in Chapter 12, this area exhibited a high number of collisions and an abnormally high proportion of wet surface collisions.

## 2.5. Laying the Foundation: Pre-Paving Stages of RHVP Construction

### 2.5.1. Decision to Use SMA for the Surface Course

The surface course of the RHVP mainline is SMA. At the time of RHVP construction, SMA was not a new technology, having been developed in Germany in the 1960's and introduced into North America in the early 1990's. However, SMA was still a relatively new pavement technology in Ontario, having only been introduced by the MTO as a premium surface course mix in 2002, following a test placement on Highway 401 in 1996. The technical features of SMA generally and its use in Ontario specifically are discussed in Chapter 1.

The evidence the Inquiry received suggests that a preliminary decision to use SMA for the RHVP surface course was made no later than 1999. That decision could have

---

<sup>12</sup>The geometry of the area is reflected in the annotated Part B drawing excerpted earlier in **Figure 2c**.



been revisited subsequently, but by 1999, the clear intention was to use SMA. Notes from a June 1999 meeting attended by Mr. Moore, then the Manager of the Special Projects Office, reflect discussion of certain RHVP design criteria, including that the pavement was to be SMA. Also in 1999, at Mr. Moore's direction, the City placed an SMA trial section on Burlington Street (an arterial road). One of the purposes of the Burlington Street SMA trial was to assess the potential use of SMA on the RHVP.

Subsequently, the draft 2003 PDR also contemplated use of SMA for the surface course with an HL-1 mix as the alternative surface course. The draft 2003 PDR noted various benefits of SMA, including resistance to rutting and cracking, lower noise generation, improved surface texture, and improved skid resistance. The draft 2003 PDR also noted the 5% to 8% premium cost for SMA over HL-1.

While the intention to use SMA went back to 1999, the City's definitive decision to use SMA appears to have been made some time in 2005. This conclusion is supported by three events that occurred in 2005:

- At the direction of Mr. Moore, Dr. Uzarowski of Golder prepared a Perpetual Pavement Feasibility Study for the RHVP. Both pavement designs used in the study (perpetual pavement and conventional deep strength pavement) contemplated the use of SMA as the surface course. The study did not consider the use of any other surface courses;
- At the same time as the feasibility study, Dr. Uzarowski authored a paper (with Mr. Moore, Dr. Michael Maher (Principal, Pavement & Materials Engineering, Golder), and Vince Aurilio (Technical Director - Field Engineer, OHMPA) given credit as co-authors) about the RHVP pavement design for the Canadian Technical Asphalt Association ("CTAA"). The paper, titled "Sustainable Pavements – Making the Case for Longer Design Lives for Flexible Pavements", also compared the RHVP perpetual pavement and conventional deep strength pavement designs using SMA as the surface course; and
- In July 2005, the City submitted an external award application for the RHVP that listed the pavement type as "[f]lexible-perpetual pavement design with SMA surface".

While the potential use of SMA as the RHVP surface course was likely discussed amongst staff in the Special Projects Office and the RHV Project Office, including Mr. Moore and Mr. van der Mark, going back to at least 1999, the evidence before the Inquiry suggests that Mr. Moore was the primary driver of this decision.

The choice to use SMA for the RHVP surface course was entirely an operational decision made by the RHV Project Office, including Mr. Moore. Members of Council, including the PIC, were not involved in selecting the RHVP surface course. Council was first advised formally about the use of SMA in an information update that Mr. Murray circulated on June 5, 2007, in which they were told about the RHVP paving operations (which were underway by that time). Mr. Murray's update stated that "the surface asphalt will be a Stone Mastic Asphalt that will improve skid resistance and lower noise generation."<sup>13</sup>

The noise attenuation benefits of SMA pavements were almost certainly an important consideration in staff's decision, given the RHV Project's aim to reduce environmental consequences from RHVP construction and the City's concern with reducing noise pollution for surrounding property owners.<sup>14</sup>

City staff, including Mr. Moore, were also aware of what, at the time, were understood to be superior skid resistance characteristics of SMA. This is evidenced by the benefits of SMA listed in the 2003 PDRs. However, there is no evidence to suggest that the stated frictional benefits of SMA were of material significance to City staff when selecting SMA, although staff did rely on this ostensible benefit on occasion when justifying its use, such as in the June 5, 2007 information update.

As discussed in Chapter 3, while the MTO began identifying an early age friction issue with the MTO SMA pavements in 2005, neither Mr. Moore nor Mr. Oddi were aware of the issue until mid- to late-2007. In any event, the SMA early age friction issue was not one that affected the long-term frictional performance of the RHVP.

---

<sup>13</sup>The June 5, 2007 information update was not written by Mr. Murray. It was prepared collaboratively by various members of the RHV Project team for Mr. Murray, who submitted and circulated the report to Council.

<sup>14</sup>An example of the City's noise mitigation efforts was that the City, in consultation with the PIC, undertook a noise mitigation program in which property owners were offered noise walls and/or other noise screening options.

### 2.5.2. Decision to Use a Perpetual Pavement Design

The RHVP pavement is designed as a “perpetual pavement” structure rather than a conventional “deep strength” pavement design, as had been used on the LINC. The attributes and differences between the two are discussed in Chapter 1.

The original RHVP design contemplated a conventional deep strength pavement, the same structure used for the LINC years before. Mr. Moore began considering the use of a perpetual pavement structure for the RHVP in late 2004 or early 2005. According to Mr. Moore, the genesis of the design change was a paper and related presentation on perpetual pavement written by Dr. Uzarowski and Mr. Aurilio (titled “Perpetual Asphalt Pavements”) for the November 2004 CTAA conference, which Mr. Moore attended.

At Mr. Moore’s instigation, Mr. Moore and Dr. Uzarowski began discussing the possible use of a perpetual pavement design on the RHVP in January 2005. On January 11, 2005, Dr. Uzarowski attended a meeting with Mr. Moore. Mr. Moore testified that, at the time of the meeting, he was actively considering how the perpetual pavement structure might apply to the RHVP project and the possible benefits of using it. Dr. Uzarowski’s notes from the January 11 meeting reflect discussion of various RHVP design components, including an SMA surface course and a possible perpetual pavement structure.

Dr. Uzarowski, on behalf of Golder, began working on a feasibility study for the use of perpetual pavement on the RHVP shortly after the January 11 meeting. The feasibility study was the first phase of Golder’s two part assignment; in the second phase, discussed below, Golder developed the design and specifications for the RHVP perpetual pavement.

The feasibility study compared the conventional deep strength pavement design originally contemplated for the RHVP with a perpetual pavement design. As noted, Golder’s study assumed an SMA surface course for both pavement design options.

Golder’s study was finalized and its content and conclusions were conveyed to the City by August 2005. Golder recommended that the City use a perpetual pavement design for the RHVP. The feasibility study described the following benefits of the perpetual structure, compared to the conventional deep strength pavement:

- lower life cycle costs (\$12,691,853 using a perpetual pavement compared to \$13,804,675 using a conventional deep strength pavement, both over a 50-year life cycle);
- lower maintenance and rehabilitation costs (\$870,890 compared to \$1,383,013, over the 50-year life cycle);
- avoidance of a detour route for use during pavement rehabilitation (at an estimated cost of \$344,240), which would be required for a conventional deep strength pavement;
- reduced time required for maintenance activities, resulting in less public inconvenience and lower user delay costs (estimated user delay costs for a perpetual pavement were \$453,056, compared to \$1,279,545 for a conventional deep strength pavement); and
- better resistance to fatigue cracking and less susceptibility to rutting, and consequently, reduced rehabilitation needs and associated reductions in rehabilitation and user delay costs.

The only drawback to perpetual pavement noted in the feasibility study was higher initial construction costs. Estimated construction costs for a perpetual pavement design were \$11,425,914, compared to \$10,850,079 for a conventional deep strength design. Notwithstanding the higher initial costs, the study concluded that the overall lifetime costs for the perpetual pavement structure were over \$1.1 million lower than the lifetime costs for the conventional deep strength pavement structure.

The feasibility study indicated that resurfacing of the SMA surface layer was anticipated in years 21, 34, and 46 using a perpetual pavement structure. The anticipated resurfacing timeline was based on the annual average daily travel anticipated for the RHVP at that time. Accordingly, when the RHVP opened in 2007, the City anticipated mill and overlay resurfacing (also known as a “shave and pave”) in 2028, 2041, and 2053 and regular maintenance in the form of crack routing and sealing and mill and patch. Ultimately, the first resurfacing occurred much earlier as a consequence of, among other factors, much higher than anticipated traffic volume on the RHVP after its opening.

As with the decision to use SMA, the decision to use a perpetual pavement design was entirely an operational decision made by staff. Members of Council were not involved in the decision. Indeed, it appears that members of Council were advised about this design choice many months later at a PIC meeting on March 7, 2006.

For all the reasons described above, the City's decision — which was effectively made by Mr. Moore — made good economic sense.

Mr. Moore's motivations, as set out in a 2006 CTAA paper co-authored with Dr. Uzarowski, provide insight into his rationale for selecting a perpetual pavement design:

The objective of the approach used on the Red Hill Creek Expressway was to design a pavement that is safe, cost effective and has less impact on the environment in terms of the quantity of used materials, less impact on the traveling public and road neighborhood, and less energy consumption and greenhouse gas emission.

The exact date that Mr. Moore made his decision is not established in the evidence before the Inquiry. I am, however, satisfied that Mr. Moore was strongly inclined to use a perpetual pavement design by the time he met with Dr. Uzarowski in January 2005, provided the Golder feasibility study supported such a decision. By July 2005, prior to completion by Dr. Uzarowski of the feasibility study, Mr. Moore had decided to proceed with the perpetual pavement design, as evidenced, at least in part, by the City's July 21, 2005 award application in which the RHVP pavement was described as a "[f]lexible-perpetual pavement design with SMA surface". Mr. Oddi also recalled learning about the perpetual pavement design at some time during the summer of 2005.

## 2.6. Grading and Paving Contracts for the RHVP

### 2.6.1. Grading Contracts

The RHVP construction work began with the grading phase. Between May 2004 and August 2005, the City put out for tender and awarded four contracts for the grading portion of the RHVP. Dufferin won three of the four contracts and Aecon won the fourth. Dufferin's grading contracts included the area of Greenhill Avenue to north of Queenston Road (Contract PW-04-239); the area from south of Barton Road to Nash

Road (Contract PW-04-241); and the mainline structures and creek alignment north of the CN railway overpass (Contract PW-05-242). Aecon's contract included the area from the Mud Street interchange to Greenhill Avenue (Contract PW-04-238).

### 2.6.2. Perpetual Pavement Design

In November 2005, Golder was retained to complete the second phase of the perpetual pavement feasibility study (the "Pavement Design Study"), ultimately for a cost of \$22,500.

Golder's deliverables initially included identifying the applicable Ontario Provincial Standards and Specifications ("OPSS") that applied to the RHVP asphalt mixes, including the SMA surface course mix, and preparing special provisions for the RHVP mainline paving. Special provisions are included in a contract to define or detail additional contractual requirements not covered in a standard specification, and can be used to add, remove, or modify the standard specifications.

On April 10, 2006, Dr. Uzarowski submitted a draft report, titled "Perpetual Pavement Design Study, Phase 2, Red Hill Creek Expressway", to Mr. Moore. For the RHVP mainline, Golder recommended use of four mix types, including an SMA 12.5 mix for the surface course, within the recommended perpetual pavement design. Golder's recommended design is set out in **Figure 2f**.

**Figure 2f: RHVP Perpetual Pavement Design**

	<b>PERPETUAL PAVEMENT DESIGN (mm)</b>
SMA 12.5	40
SP 19.0	50
Superpave SP 25.0	70
SP 19.0 Rich Bottom Mix Layer	80
Granular A Base	150
Subbase, Granular B Type II	390
Total Pavement Thickness	780
Structural Number ( $S_N$ )	173

The Pavement Design Study also included recommendations on the various asphalt mixes used for the RHVP mainline shoulders, ramps and ramp shoulders, other roads, and structures, and the specifications for each recommended mix type.

### 2.6.3. Recommended Pavement Specifications

As part of the Pavement Design Study, Dr. Uzarowski, on behalf of Golder, prepared six City special provisions for use in the RHVP hot mix asphalt (“HMA”) specifications. In respect of the RHVP, the City special provisions supplemented the various OPSS identified and recommended by Golder for the RHVP paving. Dr. Uzarowski sent the special provisions to Mr. Moore in April 2006.

Special Provision 1 (titled “Special Provision for Mix Types”) established the applicable specifications for the SMA 12.5 layer and the other mainline pavement mix types (Superpave 12.5 FC2, SP 19.0, SP 25.0, and HL1 (for shoulders)).

Among the applicable OPSS was OPSS 1003 which established the material requirements for aggregates used in HMA, including in SMA. OPSS 1003 set out mandatory requirements governing the suitability and acceptability of the coarse and fine aggregates that can be used in an SMA pavement. OPSS 1003 also provided optional appendices that applied only if explicitly invoked by the owner (the City, in the case of the RHVP) in the contract documents. Appendix 1003-A included the following recommendations applicable to SMA surface courses:

The specification requires that coarse and fine aggregates for SMA...to be from the same aggregate source...

The designer should be aware that in cases of high traffic volumes and high frictional demand, the use of...SMA..., and aggregates may be necessary to give adequate frictional properties.

The design should provide a list of approved aggregate sources for SMA...coarse and fine aggregates...<sup>15</sup>

---

<sup>15</sup>In the quoted text from Appendix 1003-A, certain content that does not relate to the SMA mix has been omitted for the sake of brevity. Ellipses indicate where text was omitted.



The “list of approved aggregate sources for SMA” referred to in Appendix 1003-A is the MTO’s Designated Source of Materials (“DSM”) list. The DSM is described in detail in Chapter 1.

Dr. Uzarowski did not incorporate Appendix 1003-A into the RHVP SMA paving specifications that Golder developed for the City. In his testimony, Dr. Uzarowski acknowledged that while not mandatory, it is considered good practice to include Appendix 1003-A (and the other OPSS 1003 appendices) in a paving contract. As the City’s pavement design consultant, it was within Dr. Uzarowski’s purview to recommend use of a DSM-approved aggregate.

When asked why he did not make the recommendation to require use of a DSM-approved aggregate, Dr. Uzarowski explained that, in his professional opinion, OPSS 1003 established very tight physical property requirements, such that only high quality coarse and fine aggregates would meet the standard for acceptable use. Moreover, in his experience, it was not common practice for municipalities to require use of a DSM-approved aggregate.

If the RHVP had been a provincial MTO road, a DSM-approved aggregate would have been required for the SMA surface layer. Being a municipal road owned and maintained by the City, no such requirement existed for the RHVP. Although it would have been preferable for Dr. Uzarowski to have mandated use of a DSM-approved aggregate because, if nothing else, it would have avoided the concerns he later raised over the use of the Demix aggregate described below, it was not an unreasonable decision given the OPSS 1003 testing requirements and absence of a binding requirement for municipal roads.

#### 2.6.4. RHVP Paving Contract

On April 25, 2006, the City released the notice of tender and the tender for Contract PW-06-243, “Mainline Paving – Mud Street Interchange to QEW Interchange”. Beforehand, Mr. Oddi, on behalf of the City, worked with Dr. Uzarowski and a consultant from Stantec to prepare the pavement specifications in the tender, which incorporated the six special provisions developed and recommended by Dr. Uzarowski.

The City issued four addendums to the mainline paving contract in May 2006. Contract Addendum No. 1, issued May 10, required the contractor to place approximately 75-tonne trial sections of the SMA and rich bottom mix (“RBM”, the bottom asphalt layer), so that the contractor could demonstrate its ability to prepare, place, and compact the material prior to placing the SMA or RBM on the mainline. The addendum stipulated that the main paving could not proceed until approval was given by the contract administrator, based on the trial section outcome. In the event of an unsuccessful trial strip, the contractor was required to repeat additional trial sections until the material met the requirements of the specifications.

In his testimony, Dr. Uzarowski stated that the contractual requirement for the SMA and RBM trial sections implemented a recommendation he made to the City, based on challenges Dr. Uzarowski anticipated with the production and placement of the SMA and RBM mixes during construction.

On July 12, 2006, the City formally awarded the RHVP paving contract to Dufferin in the amount of \$30,323,391.13, including tax and contingency. By this time, the RHVP grading work was largely complete. As noted, Dufferin had been involved in works associated with the east-west and north-south transportation corridor intermittently for 10 years, having paved the LINC and the LINC extension in 1997 and 1999, respectively.

## 2.7. Paving the RHVP

### 2.7.1. Major Players in RHVP Paving

Many parties were involved in the construction and paving of the RHVP. For purposes of this Inquiry, the major players were the City’s RHV Project team; Dufferin, the paving contractor; Philips, the City’s Contractor Administrator; and Golder, the City’s Quality Assurance (“QA”) consultant. Their respective roles and responsibilities are described briefly below, and throughout the remainder of this chapter.

In his capacity as Senior Project Manager on the RHV Project, Mr. Oddi oversaw the construction of the RHVP on a day-to-day basis on behalf of the City. Most communication with the City’s consultants and contractors flowed through Mr. Oddi. Other members of the RHV Project team, including Mr. Moore (the Manager of Design)

and Mr. Murray (the Project Director), were kept apprised of developments during bi-weekly team meetings or if issues arose.

Dufferin was responsible for the procurement and supply of paving materials, developing the designs for each asphalt mix, and, most importantly, paving the asphalt on the roadway, in addition to other deliverables stipulated in the contract. Dufferin retained Trow Associates Inc. (“Trow”) as its asphalt consultant on the Project. Trow’s retainer included developing asphalt mix designs<sup>16</sup> and performing quality control testing on the materials and mixes used.

Golder was retained by Philips in mid-2006 to provide laboratory and field inspection services for the mainline paving at an initial estimated cost of \$393,420. During the pre-paving phase, Golder was responsible for material and mixture pre-qualification, for setting up the QA laboratory and for testing; during paving, Golder monitored pavement operations, and conducted and reviewed various field and laboratory tests and test results (including asphalt sampling, compacting testing and laboratory testing). Golder’s project team included Dr. Uzarowski (the QA lead) and Andro Delos Reyes (Senior Pavement & Materials Geotechnical Technologist, Golder and the Senior Site Inspector on the RHV Project), and several field and laboratory technicians.

The parties held monthly site meetings throughout the pre-construction and construction phases, until the end of 2007. Site meetings were a forum for the parties to provide progress updates, discuss outstanding deliverables and anticipated next steps, raise issues, and discuss possible resolutions for issues. The Inquiry received copies of the site meeting minutes prepared following each meeting; where relevant, the content of these minutes is discussed in the subsequent sections.

### 2.7.2. The RHVP as a Project of Firsts

The RHVP was a project of firsts for most, if not all, of the major players and individuals involved. This was especially so for the perpetual pavement structure. The RHVP was one of the first municipal perpetual pavement projects undertaken in Ontario. Neither

---

<sup>16</sup>Put colloquially, the mix design is the ingredient list and recipe used to create an asphalt mix. Typical components of an SMA mix design include coarse and fine aggregate, asphalt cement, filler, and fibres; the latter is a unique component of SMA mixes.

Dufferin, the City, nor Dr. Uzarowski had ever worked on a perpetual pavement structure.

It is also probable, based on the testimony of Paul Janicas (Senior Quality Control Lab Supervisor (Bituminous), Dufferin) and Mr. Hainer, that this was Dufferin's first SMA project. In addition, the RHVP was the City's first placement of SMA on a freeway, although it had overseen placement of an SMA trial on Burlington Street in 1999. Dr. Uzarowski did, however, have some prior SMA experience, having had exposure on "a few" projects with SMA while at Golder and his prior employer, John Emery Geotechnical Engineering Ltd., and in the course of obtaining his PhD.

### 2.7.3. Lead Up to the SMA Paving from March to June 2007

#### 2.7.3.1. *Dufferin's Decision to Use the Demix Aggregate*

The SMA surface course on the RHVP was paved using coarse and fine aggregate sourced from the Demix Varennes quarry, owned by Dufferin's affiliate Demix Agrégats and located just outside of Montreal, Quebec.

Peter Gamble (Manager, Plants, Equipment & Technology, Dufferin) oversaw selection and purchase of raw materials used for Dufferin's paving jobs, including for the RHVP. Mr. Gamble made the decision to use the Demix aggregate for the RHVP paving job in early 2007.

Mr. Gamble provided three rationales for his decision: (1) unlike an MTO contract, the RHVP specifications did not restrict use of an aggregate that was not listed on the DSM; (2) Demix Agrégats was (and remains) an affiliated sister company of Dufferin, and it was preferable to use internally-owned materials where feasible; and (3) it made economic sense to use the Demix aggregate. Fundamentally, Dufferin's use of the Demix aggregate was a business decision based on cost efficiencies and market considerations beneficial to Dufferin.

#### 2.7.3.2. *Dufferin Seeks Approval of the Demix Aggregate*

Dufferin advised Philips and Golder of its intention to use the Demix aggregate for the SMA surface course and the Superpave 12.5 FC2 asphalt layer via fax on March 20, 2007.

Dufferin's correspondence noted that the Demix quarry was in Quebec and provided information about the aggregate's use in Quebec, including by the Ministry of Transportation of Quebec ("MTQ") as a reference aggregate. Various physical property test results were enclosed in Dufferin's fax. Walter Maranzan (Contract Administrator, Philips) sent Dufferin's request for approval and the enclosed test results to Dr. Uzarowski that day for review.

Dufferin's correspondence clearly stated that the Demix aggregate was not listed on the MTO's DSM list, and Dr. Uzarowski was aware of the Demix aggregate status at the time he reviewed Dufferin's request and the Demix aggregate physical property test results. In his testimony, Dr. Uzarowski acknowledged that he would have preferred that the Demix aggregate had been listed on the DSM as pre-qualified by the MTO, even though DSM-approval was not a requirement of the RHVP contract.

A March 23, 2007 memo prepared by Dr. Uzarowski for the City and Philips advised that, based on Golder's review, the Demix aggregate was not at that time considered acceptable for use on the RHVP. The memo listed several reasons why the aggregate did not satisfy the OPSS 1003 contractual requirements; these related to the manner, timing, and nature of the tests that had been conducted.

However, notwithstanding the concerns referenced in his memo, Dr. Uzarowski also believed that the Demix aggregate was a "good quality aggregate" and that the test results for the aggregate were "excellent". It was significant to Dr. Uzarowski that the coefficient of polishing by project ("CPP") test results, which measure an aggregate's resistance to polishing, exceeded the MTQ's specified requirement.<sup>17</sup> I accept Dr. Uzarowski's evidence in this respect, which is supported by the report and expert testimony of Dr. Hassan Baaj.<sup>18</sup> Nevertheless, I observe that Dr. Uzarowski's favourable first impression of the Demix aggregate was not documented in his review memo.

---

<sup>17</sup> According to Dr. Uzarowski, the MTQ requires a minimum CPP value of 0.45. The Demix aggregate CPP test result was 0.49, which exceeded the MTQ's specified requirement by a margin of 0.04.

<sup>18</sup> Dr. Baaj is the Director of the University of Waterloo's Centre for Pavement & Transportation Technology.

In response to Golder's initial review, Trow, on behalf of Dufferin, performed additional physical property testing on the Demix coarse and fine aggregates in April 2007. Trow's testing was conducted in a certified laboratory, as required by OPSS 1003. Dr. Uzarowski received the physical property test results via email from Mr. Janicas on April 23, 2007. Mr. Janicas' email reiterated Dufferin's request for approval to use the Demix aggregate in the SMA and Superpave 12.5 FC2 asphalt mixes.

Dr. Uzarowski's evidence, which I accept, was that, based on his review of the April 2007 test results, Golder was satisfied that the Demix coarse and fine aggregates met the requirements in OPSS 1003. Dr. Uzarowski's evidence is supported by the evidence of Dr. Baaj. However, I observe that the Inquiry did not receive any correspondence from April 2007 in which Dr. Uzarowski or Golder communicated satisfaction with the Demix aggregate to their clients, the City and Philips (the contract administrator).

Dufferin and Golder produced additional test results of the aggregate properties over the following months, into the spring and summer of 2007. The additional Demix results are addressed chronologically below, as are my comments and conclusions in respect of the overall suitability of the Demix aggregate.

#### *2.7.3.3. Dufferin Receives Oral Approval of the Demix Aggregate*

Approval of the Demix aggregate was a crucial step in the pre-paving process. Without approval, Trow was unable to start developing the SMA and Superpave 12.5 FC2 asphalt mix designs. Throughout April and early May 2007, Mr. Janicas sent multiple requests for approval to Dr. Uzarowski, and advised him that Dufferin could not begin, let alone progress without approval.

Mr. Janicas and Dr. Uzarowski were the principal points of contact for Dufferin and Golder, respectively, on technical issues. Throughout the pre-paving and paving phases of the project, Mr. Janicas and Dr. Uzarowski corresponded on a range of issues related to the RHVP asphalt, from the mix design to the materials used in the mixes to the results of laboratory testing, and it was common for them to direct technical questions or updates to one another. Mr. Janicas described the relationship between Dufferin and Golder as "very collaborative" and "very open".

Dufferin's requests regarding the Demix aggregate approval appear to have gone unanswered by Dr. Uzarowski, or anyone else at Golder, until May 8, 2007, at a site meeting held between the parties.

Dr. Uzarowski, Mr. Janicas, and Mr. Oddi were three of the attendees at the May 8 site meeting; various other representatives from Dufferin and Philips also attended. The site meeting minutes reflect discussion of multiple outstanding issues related to the HMA specification acceptance, including Dufferin's request to use the Demix aggregate (referred to as "Quebec Trap Rock" in the minutes). In respect of the aggregate, the minutes state that the following was agreed to:

The physical properties of the Quebec Trap Rock are all acceptable. Dufferin is to test the physical properties for all granulars in the SMA and FC2 every 5000 tonnes. Dufferin will carryout trials to determine the best rock chip size for the asphalt mix design and will report which will be used.

Dr. Uzarowski testified that, by this time, he was very pleased with the Demix aggregate's physical properties and the minutes reflect his communication of this to the other attendees.

However, this was not an unqualified acceptance of the Demix aggregate. As Mr. Janicas explained in his testimony, the site meeting minutes reflect that the aggregate was acceptable at this stage, but would nevertheless need to be checked every 5,000 tonnes to ensure the aggregate continued to be acceptable. According to Mr. Janicas, it was standard to perform this type of check during delivery of raw materials and production for quality control. Moreover, as discussed below, Dr. Uzarowski continued to have a lingering concern regarding the properties of the Demix aggregate which prompted certain further tests.

#### *2.7.3.4. Mainline Paving of the RHVP Begins in 2007*

Dufferin began the mainline paving on the RHVP on May 29, 2007, beginning with the RBM base course asphalt and the Superpave asphalt binder courses in the southbound lanes. Paving of the base layer of the RHVP mainline and ramps continued throughout June and July.



In mid-June, shortly after the mainline paving began, Chris Murray left his role as RHVP Project Director to take another Director position at the City. The Public Works department, which oversaw the RHV Project Office, did not hire anyone to fill the Project Director position, and the role remained vacant during the remaining months of paving and construction.

Both Mr. Moore and Mr. Oddi conveyed in their testimony that Mr. Murray's departure did not materially affect the day to day project operations, which they principally oversaw. While that may be true, that Mr. Murray's involvement was apparently superfluous by June 2007 reflects the non-technical nature of his role. It is also noteworthy that this very large, complex infrastructure project was without clear leadership during the last months of its work. It is unclear who, if anyone, assumed Mr. Murray's role in interfacing with Council, the media, and members of the public to provide progress updates and to brief Councillors on issues that arose during paving.

#### *2.7.3.5. Dufferin Seeks Approval for the SMA Mix Design*

Mr. Janicas submitted the SMA mix design to Dr. Uzarowski for approval on June 22, 2007. Mr. Janicas' email suggested some urgency to Golder's review and the requested approval. He advised that Dufferin expected Golder's review to occur as soon as possible and asked that Golder immediately notify Dufferin of any issues as delay in the approval would impact the project schedule.

The SMA mix design included use of the Demix aggregates for the 12.5 mm coarse aggregate (stone) and the screenings (finer aggregate). The filler, performance grade asphalt cement, and cellulose fibre included in the mix design were sourced from other producers.

Dufferin submitted the mix design about five weeks before the scheduled start of SMA paving. Mr. Janicas, Mr. Gamble, and Mr. Hainer all testified that this timing was within the typical timeframe they expected for mix design delivery. Mr. Gamble and Mr. Hainer both indicated that they had encountered more condensed timelines on some paving jobs.

In the experience of the Dufferin witnesses, it is common for communication back and forth to occur between the contractor and QA representatives regarding mix design and/or the components of a mix, as occurred between Dufferin and Dr. Uzarowski

following Dufferin's delivery of the SMA mix design. However, their interactions stood out in at least one respect. According to Mr. Hainer, there was more back and forth respecting the SMA mix design on the RHVP project than other projects he had worked on.

Mr. Janicas submitted additional test results for the SMA mix to Dr. Uzarowski on June 28, 2007 via email. In his email, Mr. Janicas requested that Dr. Uzarowski provide an update on the status of the mix design approval for the SMA mix and three other mix designs submitted. The Superpave 12.5 FC2 mix design, which used the same Demix coarse and fine aggregates as the SMA, was also completed on June 28.

Mr. Janicas' enquiry went unanswered until the parties' next site meeting on July 10, 2007. The July 10 meeting minutes, excerpted below, reflect discussion of various outstanding asphalt issues, including SMA mix design approval:

## **2. Asphalt Issues**

### **a) Outstanding Mix Design Approvals**

*Golder indicated that after only a quick glance the SMA mix design appears to be satisfactory. Golder will provide written confirmation of their analysis.*

*Dufferin would like to pave a SMA test strip either late this week or early next week if possible.*

*Golder will provide Dufferin with the SMA test results no later than Thursday afternoon and would like to be present for the test strip paving.*

...

### **b) Material Testing**

*Golder requested that Dufferin produce a trial batch of SMA for the field labs to work out testing correlation differences.*

*Golder indicated the vibratory roller currently being used by Dufferin is likely too heavy for SP19.0 and SMA pavement layers.*

Golder's observation regarding Dufferin's use of the vibratory roller on the SMA pavement layer is discussed later in this chapter.

Dr. Uzarowski explained in his testimony that the SMA mix design met the specified requirements for an SMA mix and so, in that respect, the mix design was satisfactory.

The minutes reflect that Golder intended to provide two deliverables to the other parties arising from the discussion on July 10: (1) written confirmation of the SMA mix design review analysis and (2) Golder's SMA test results. According to the minutes, Golder committed to provide the test results to Dufferin by the afternoon of Thursday July 12, 2007.

Golder did not issue written confirmation of its approval of the SMA mix design following the July 10 meeting, despite its commitment to do so. Emails sent by Mr. Janicas to Dr. Uzarowski reflect that Dufferin continued to enquire about the status of the SMA mix design and the use of the Demix aggregate in the mix on multiple occasions in July.

#### *2.7.3.6. Issues Emerge Around the Demix Aggregate*

There was a flurry of activity in the days leading up to Dufferin paving the SMA test strip on July 25, 2007. It is clear that Dr. Uzarowski had lingering concerns regarding the suitability of the Demix aggregate in the SMA and the overall SMA mix design, which Dufferin attempted to address before Dufferin paved the SMA.

On July 17, Mr. Janicas emailed Dr. Uzarowski, copying Mr. Oddi, Philips, and others at Dufferin, noting that concerns had been expressed regarding the ignition oven test results for the Demix aggregate and summarizing the status of various other physical property tests being conducted by Golder and Dufferin. Mr. Janicas' email concluded by stating that Dufferin understood that the SMA mix design would be approved for production if the aggregates continued to meet the physical requirements.

The next day, Mr. Janicas emailed Dr. Uzarowski again, copying a larger group than the day before. Mr. Janicas' email attached physical property test results for the Demix aggregate. Regarding the results, Mr. Janicas wrote:

It is our understanding that the Micro-Deval was the attribute in question due to the breakdown discovered in the Ignition Oven Testing.

The results indicate that the materials delivered from the Demix quarry meets the requirements of the Micro-Deval Abrasion Loss.

With the above mentioned results meeting the contract requirements, are the SMA and 12.5FC2 Mixes approved for production on the City of Hamilton PW-06-243 Contract?

If, after reviewing these results, there is still a question of the suitability of the aggregates please advise Dufferin Construction Company immediately and a meeting with all the stakeholders involved will be convened at the earliest possible opportunity.

Some context is required for the aforementioned ignition oven issues. Ignition oven testing is a method of aggregate extraction and gradation. The test method involves burning off asphalt cement at high temperatures (approximately 500°C) to determine the percentage of asphalt cement in the asphalt sample. Gradation testing is performed on the remaining aggregate using sieves to determine the size of the aggregate.

Golder initially used the ignition oven testing method to perform its aggregate gradation testing, and observed some aggregate breakdown in the SMA and Superpave 12.5 FC2 mixes due to the high testing temperature. Golder subsequently resolved the ignition oven degradation issue by relocating the gradation and asphalt cement testing for the SMA and Superpave 12.5 FC2 mixes to Golder's Whitby asphalt laboratory and using the same chemical solvent method as Dufferin.

In testimony, Dr. Uzarowski advised that his concerns stemmed from the unreliability of Golder's ignition oven test results for correlation purposes with Dufferin's gradation results. Dr. Uzarowski was clear in his evidence that the issue of aggregate degradation in the ignition oven did not give rise to concerns about the Demix aggregate in and of itself. However, Dr. Uzarowski's actions on July 18 suggest that he had lingering concerns about the aggregate's suitability. On that day, Dr. Uzarowski called Danielle Fleury at the MTQ. An entry in Dr. Uzarowski's notebook pertaining to the call states: "Very good aggregates – used in HMA, one of the best aggregates." Dr. Uzarowski's evidence was that he called the MTQ to get information about the field performance of the Demix aggregate. He described the information he received from the MTQ as the "missing element" in his opinion about the aggregate.

Dr. Uzarowski told the Inquiry that his opinion that the Demix aggregate was of good quality was also informed by the additional physical property test results he received from Mr. Janicas on July 18, and the results of Golder's Micro-Deval and

Los Angeles abrasion testing conducted on July 17 and 18, 2007. In testimony, Dr. Uzarowski described the test results as “very good”, “exceptional” and “excellent”; in his experience, it was rare for aggregates to have such good characteristics. The Inquiry received no evidence to suggest that Dr. Uzarowski conveyed this favourable opinion to Dufferin, Philips, or the City on or around July 18. Nor did Dr. Uzarowski issue written confirmation accepting the aggregate or the SMA mix design at this time.

Aggregate concerns continued to be addressed in emails between Dufferin, Philips, and Mr. Oddi on July 23 and 24, which were not copied to Dr. Uzarowski. On July 23, Dufferin emailed information to Mr. Oddi and Phillips respecting “SMA- Aggregate Concerns” and to advise of three MTQ contracts where the Demix aggregate was used in an asphalt pavement. The title of one document sent by Dufferin was “Skid Resistance Report.pdf”, which suggests that some of the information Dufferin provided related to the skid resistance (frictional qualities) of the Demix aggregate.<sup>19</sup> However, the actual document was not available to the Inquiry. On July 24, Dufferin also sent physical property test results for the Demix aggregate to Philips and Mr. Oddi.

One would expect that Dr. Uzarowski would have been included on the list of recipients for Dufferin’s July 23 and 24 emails. However, the first time that Dr. Uzarowski saw these emails or learned that they were sent was during this Inquiry. Neither Dufferin nor Mr. Oddi provided a definitive explanation of why these emails were not sent to Dr. Uzarowski or others at Golder. The evidence before the Inquiry does not allow for any conclusions in this respect. I merely observe the oddity of Golder’s exclusion from these emails and the subsequent lack of information sharing by the parties, given Dr. Uzarowski’s QA role and the typical lines of communication on aggregate-related issues up to this point in the project.

Whether innocuous or intended, the effect was that Golder and, in particular, Dr. Uzarowski, the QA consultant who had raised issues with the aggregate and should have been privy to that information, was effectively cut out of the communication. As discussed below, this happened again on August 9, 2007, during the SMA paving.

---

<sup>19</sup>The copy of the email produced to the Inquiry appears to be a scan of a hard copy without the corresponding attachments. Dufferin and the City were unable to locate any of the four attachments. Consequently, all that is known about these documents are their titles. The title of one of the documents sent was “Skid Resistance Report.pdf”.

Also on July 23, Mr. Delos Reyes emailed Dr. Uzarowski to remind him about the upcoming SMA test strip scheduled for July 25. Mr. Delos Reyes also wrote:

Also if you are going to issue written approval (with reservation) for the SMA mix design, please include the SP19 mix design (we've already given the verbal approval during the regular monthly meetings), just to confirm it in writing.

It is clear from Mr. Delos Reyes' email that, as of July 23, Dr. Uzarowski had not issued Golder's written approval of the SMA mix design. As discussed above, oral approval was given at the site meeting on July 10, with written approval to follow. Dr. Uzarowski and Mr. Delos Reyes both testified that the reservation referred to in the email stemmed from the ignition oven issues and resulting aggregate breakdown.

#### 2.7.4. The SMA Paving from July to August 2007

##### 2.7.4.1. *The SMA Test Strip*

Dufferin paved an SMA test strip on July 25, 2007. Various representatives from Dufferin, the City, and Golder (but not Dr. Uzarowski) were on-site to observe the paving. The test strip was one of the Mud Street interchange ramps, although recollections differed on the exact location.

Golder obtained four or five core samples from the SMA test strip for QA lab testing. On July 26, the day after the test strip was paved, Mr. Delos Reyes emailed photos of the cores to Dr. Uzarowski and advised that the thickness of the SMA layer was thinner than required by the specifications. Mr. Delos Reyes also observed that there was some aggregate breakdown in the cores. On July 27, Mr. Delos Reyes provided the laboratory test results for the SMA test strip to Dr. Uzarowski. Four days later, on July 31, Mr. Delos Reyes sent Dr. Uzarowski the SMA nuclear density compaction results (which measured the density of the compacted SMA surface).

A meeting was held on July 27 at the RHVP paving site to inspect the SMA test strip. Dr. Uzarowski's notebook reflects that he, Mr. Delos Reyes, Mr. Oddi, and James Wharrie (Construction Coordinator, Dufferin) were present at the meeting. Dr. Uzarowski's notebook also contains an entry stating that the test strip was rejectable and listed several reasons.

In the early evening on July 31, Dr. Uzarowski emailed Mr. Oddi, Mr. Hainer, Philips, and his colleagues at Golder, repeating his opinion that the test strip was rejectable. Dr. Uzarowski's email enclosed the laboratory and field test results for the test strip and advised of the various requirements not met by the SMA mix. Dr. Uzarowski also advised that the test strip had not met the SMA compaction requirements at several locations. His email concluded with the following:

The test strip is not acceptable. We recommend that a new test strip be completed.

We understand that Dufferin Construction intends to place the SMA mix on the main line tomorrow. Dufferin Construction should be aware that the test strip has not been approved and the paving will be at their entire risk.

The Inquiry heard evidence from multiple witnesses that failure of, or rejectable results within, a test strip is not an uncommon occurrence, and does not necessarily reflect a serious concern. Several witnesses noted that the very purpose of a test strip is for the contractor to learn how to produce and pave the mix and, if necessary, to adjust the production and placement procedures afterwards.

However, a successful SMA test strip was more than just a learning experience for the RHVP – it was a contractual requirement. In the event of a rejectable test strip, Contract Addendum No. 1 required Dufferin to pave additional test sections until the materials met the contract specifications.

Dr. Uzarowski's recommendation for a new test strip was consistent with this contractual requirement. However, as Dr. Uzarowski explained, his role was limited to advising and making recommendations to the City and Philips. Ultimate authority to require a new test strip rested with Philips as the contract administrator and the City as the project owner, not with Dr. Uzarowski or Golder. Neither Philips nor the City required a second test strip. Accordingly, Dufferin started paving the SMA on the RHVP mainline as scheduled the next day.

Dufferin's decision to proceed with the SMA paving on August 1, notwithstanding Dr. Uzarowski's recommendation and at Dufferin's own risk, was a group decision made by several key members of Dufferin's team. The evidence before the Inquiry is that



Mr. Janicas, Mr. Gamble, Mr. Hainer, and Jake Sudac (District Manager, Dufferin) had varying levels of involvement in the decision, but that Dufferin's decision was ultimately made collectively. According to Mr. Hainer, Dufferin was confident that they could make changes that would result in an acceptable SMA paving surface.

Mr. Oddi testified that, following Dr. Uzarowski's email, Dufferin's team communicated to him their confidence in their ability to adjust the SMA. Mr. Oddi's evidence was that he allowed Dufferin to pave at its own risk on the understanding that Dufferin would need to rip out the SMA if it did not meet contractual specifications.

Mr. Oddi's decision appears to have been made unilaterally within the RHV Project team. While Mr. Oddi speculated, without any specific recollection, that he advised Mr. Moore of the test strip issues, Mr. Moore's recollection was that he did not believe he was advised about Golder's recommendation or that Dufferin paved at their own risk.

For his part, Mr. Oddi also pointed to the absence of any recommendation from Dr. Uzarowski that the test strip be removed as significant, and testified that, had this recommendation been included, it would have been a "totally different story". Mr. Gamble similarly attributed significance to the fact that the test strip, despite being rejectable, was not removed and replaced.

In February 2008, after the RHVP paving was completed, Mr. Oddi sent an email about the RHVP SMA surface course to Dennis Billings (Head, Geotechnical Engineering Section, Central Region, Provincial Highways Management Division, MTO). Included in Mr. Oddi's email was the following statement: "A 280 tonne SMA trial section was placed on the [west-south] ramp of the Mud Street interchange. The trial section met the contract specifications and was left in place."

It is impossible to reconcile Mr. Oddi's email to Mr. Billings with Dr. Uzarowski's July 31 email stating that the test strip was "not acceptable" and listing the various below-specification results. It is also difficult to reconcile Mr. Oddi's email with his own acknowledgment in his testimony that he interpreted Dr. Uzarowski's email as stating that the trial strip "didn't quite meet specs" and was "out on a couple parameters". Mr. Oddi's email to Mr. Billings is not accurate, and nor does it reflect Mr. Oddi's knowledge about the deficiencies identified in the test strip. The Inquiry received no explanation as to why Mr. Oddi sent this email.

*2.7.4.2. Dr. Uzarowski Calls the MTO about SMA and the Demix Aggregate*

On July 31, 2007, concurrently with his concern regarding the test strip, Dr. Uzarowski called Dr. Chris Raymond (Senior Pavement Design Engineer, Pavements & Foundations, Materials Engineering & Research Office, Highway Standards Branch, Provincial Highways Management Division, MTO) at the MTO to discuss a rumour that Dr. Uzarowski had heard about an MTO prohibition on the use of certain aggregates in SMA, and to discuss the impending use of the Demix aggregate in the RHVP SMA surface course.

In testimony, Dr. Uzarowski explained that one of the reasons he called Dr. Raymond was because he had concerns, which he wanted to share with Dr. Raymond, that the Demix aggregate was not listed on the MTO's DSM list. It is therefore evident that, as of July 31, the day before SMA paving was scheduled to start, Dr. Uzarowski still had lingering doubts about the use of the Demix aggregate in the RHVP SMA. Dr. Uzarowski's call to Dr. Raymond and the events that followed from it, including friction testing conducted by the MTO on the RHVP in October 2007, are described at length in Chapter 3.

*2.7.4.3. Dufferin Proceeds with Paving the SMA at its Own Risk*

Dufferin started SMA paving on the RHVP mainline on August 1, 2007. The SMA paving was completed on August 13.

The Inquiry received much evidence about low compaction observed in the RHVP SMA, particularly in the initial days that Dufferin placed the SMA. The compaction deficiencies were shown in the nuclear density compaction test results produced by Golder (and which Golder had performed) for each day of SMA paving. Dr. Uzarowski raised Golder's observations regarding low compaction to Mr. Oddi in an email on August 8, 2007. However, Golder's nuclear density compaction test results suggest that Dufferin's compaction efforts improved over the course of the SMA paving.

With regard to this issue, the Inquiry heard a lot of evidence about the inherent difficulties of paving and compacting SMA due to the high amount of polymer used in the asphalt cement and the stony nature of the mix. The Inquiry also heard that contractors are discouraged from using rubber tire rollers on SMA due to the risk of creating fat spots (locations where asphalt binder has come to the surface) in the

surface course. OPSS 310 (“Construction Specifications for Hot Mix Asphalt”) does not prohibit use of roller vibration during SMA compaction. However, witnesses explained that contractors must exercise caution if the vibratory feature of their roller is engaged and should use it only when the mix is very hot. Improper use of the vibratory roller can cause aggregate cracking.

Golder’s concern about use of vibration on the SMA was raised early in the paving operations, including at the site meeting on July 10, 2007. The minutes from this meeting reflect Golder’s words of caution that “the vibratory roller currently being used by Dufferin is likely too heavy for SP19.0 and SMA pavement layers”.

Mr. Delos Reyes and Dr. Uzarowski both testified as to their belief that Dufferin likely used vibratory rollers during the placement of the SMA test strip on July 25, and that use of the vibratory roller may have caused the aggregate breakdown observed in the cores taken from the test strip.

Golder’s asphalt nuclear density compaction test results for August 1, the first day of SMA paving, reflect that Dufferin used vibration for approximately 1300 m of the asphalt placement that day. The nuclear density compaction results for the subsequent days of SMA paving do not indicate whether vibration was or was not used, or what Dufferin’s rolling pattern was.

A paper authored by Dr. Uzarowski, Mr. Moore, and Mr. Gamble in September 2008, titled “Innovative, Comprehensive Design and Construction of Perpetual Pavement on the Red Hill Valley Parkway in Hamilton”, contains the following regarding SMA paving procedures and compaction efforts:

The compaction was generally achieved by using increased number of rollers (6 rollers were used for SMA paving, for instance), careful control of the mix temperature during compaction, and following the effective compaction operation procedure such as keeping the rollers close to paver screed...and avoiding excessive water, etc. Paving in echelon contributed to the successful achievement of the compaction requirements and mitigated problems with longitudinal joints.

In his November 2022 report prepared for the Inquiry titled “Analysis of Friction on the RHVP”, Dr. Gerardo Flintsch<sup>20</sup> observed:

While the low compaction observed in asphalt nuclear density test results for the mix placed in early August 2007 in some of the sections could have a negative impact on durability, in my view the low compaction would not have contributed to low friction. Nor, in my view, would cracking or breaking of the aggregates due to over-compaction contribute to low friction.

Having received no evidence to the contrary, I accept Dr. Flintsch’s conclusions in this respect. Accordingly, for the purposes of this Report, it is not necessary to devote any further discussion to the issue of SMA low compaction or aggregate cracking. It is sufficient to note that the identified instances of low compaction did not have a material or detrimental effect on the frictional performance of the RHVP SMA, although it is possible that they may have negatively affected durability and contributed to the need to resurface the RHVP independent of any issues related to friction.

*2.7.4.4. Mr. Oddi Provides Written Approval of the Demix Aggregate and SMA Mix Design*

*2.7.4.4.1. Demix Aggregate Approval*

On August 9, 2007, Mr. Oddi emailed Mr. Hainer, with a copy to Philips and Dufferin staff to confirm that the Demix aggregate was approved for use in the SMA and Superpave 12.5 FC2 asphalt mixes. Mr. Oddi also stated that the trial batches for both mix designs met the specified requirements. No one at Golder was copied on Mr. Oddi’s email. Dr. Uzarowski testified that he was unaware of Mr. Oddi’s email at the time, and that he only learned of it and Mr. Oddi’s approvals through this Inquiry.

Mr. Oddi was asked about this email at the Inquiry. Mr. Oddi testified that he understood the Demix aggregate to have been approved as of May 8, and so his email merely stated a fact known to all. Mr. Oddi had no recollection of why he sent the email, at whose request it was sent, or why Golder was not copied. Mr. Hainer recalled that

---

<sup>20</sup>Dr. Flintsch is the Director of the Center for Sustainable and Resilient Infrastructure at Virginia Tech Transportation Institute.

Mr. Oddi's email may have followed an on-site conversation about closing the loop on outstanding requests. He did not have any insight into why Golder was not copied.

Mr. Oddi's email is the only written record of the Demix aggregate approval the Inquiry received. Dr. Uzarowski confirmed that he was not aware of any written approval given for the Demix aggregate by him or anyone else at Golder after the May 8 site meeting (at which oral approval was given).

The Inquiry did, however, receive expert evidence from Dr. Flintsch and Dr. Baaj about the suitability of the Demix aggregate. Dr. Baaj's opinion, which Dr. Flintsch agreed with, was that the Demix aggregate met all mandatory requirements in the OPS specifications and that, as of 2007, the Demix aggregate was fully adequate for use in surface courses of high volume, high speed highways in Ontario.

I accept the opinions of Dr. Baaj and Dr. Flintsch that there were no aggregate quality issues disclosed in the various Demix aggregate test results and that the aggregate was suitable for use. Accordingly, it was reasonable for Golder to accept Dufferin's use of the Demix aggregate in the RHVP SMA and Superpave 12.5 FC2. The observations of Dr. Flintsch and Dr. Baaj regarding in-service polishing of the Demix aggregate on the RHVP are addressed in Chapter 12.

#### *2.7.4.4.2. SMA Mix Design Approval*

Mr. Oddi's August 9, 2007 email is also the only written approval of the SMA mix design produced to the Inquiry. Although the minutes from a site meeting on August 21 reflect that Golder completed its analysis and "provided written confirmation indicating the SMA mix design is satisfactory" some time after the July 10 site meeting, Golder's written confirmation was not produced to the Inquiry.

There is no evidence to suggest that Golder did not, in fact, provide written confirmation, regarding the SMA mix design, other than the absence of the communication itself. Due to this documentary gap, the Inquiry received no evidence regarding the timing of Golder's written confirmation (although I infer, based on the emails discussed earlier, that it was delivered after July 23, 2007) or the contents of the confirmation.

Dr. Flintsch also gave evidence to the Inquiry about the SMA mix design. Dr. Flintsch's opinion, upon which I rely, was that, based on his review of the SMA mix design, "[t]he

mix design was consistent with current mix design practices for SMA, based on [his] experience.” Having received no contrary evidence, I am satisfied that there were no anomalies in the RHVP SMA mix design and that no material issues arose from the use of this mix design and its ultimate approval.

#### *2.7.4.5. Discrepancies in Golder’s SMA Laboratory Test Results*

As discussed above, Golder performed aggregate gradation QA testing for the mainline SMA and Superpave 12.5 FC2 in Golder’s Whitby laboratory using the solvent extraction/gradation method. The Whitby laboratory did not send the gradation test results to Golder until August 21, 2007, three weeks after SMA paving began and eight days after it was completed by Dufferin. Dr. Uzarowski received 32 SMA and SP 12.5 test results from the Whitby staff in the morning on August 21.

Dr. Uzarowski and Mr. Delos Reyes exchanged emails about the test results that afternoon. Dr. Uzarowski’s emails indicate that he was uncertain about whether the results were for SMA or Superpave 12.5 FC2 asphalt, and was concerned that 9 of 28 SMA samples contained rejectable results that did not meet the gradation requirements. Dr. Uzarowski’s concern about the rejectable results appears to have been heightened because SMA paving had been completed and according to his email, “the plant and aggregate [were] already gone”.

The Inquiry received evidence from Dr. Uzarowski and Mr. Delos Reyes about the aggregate gradation test results and the issues discussed in their August 21 emails. The evidence of both is that four SMA samples were mislabelled by the Whitby lab; these samples had been labelled SMA but actually were Superpave 12.5 FC2 samples. As I understand the evidence, and accounting for the mislabelling, Dr. Uzarowski received 18 SMA test results and 14 Superpave 12.5 FC2 test results on August 21.

Golder identified 30 SMA test results for samples received by Golder between July 17 and August 14 in the documents produced to the Inquiry (which accounted for the aforementioned labelling discrepancies). Dr. Uzarowski’s evidence was that 8 SMA test results were acceptable on all sieves; 12 SMA test results contained a mix of acceptable and borderline aggregate gradation; and 10 SMA test results were rejectable on a single sieve (with 3 results that were also borderline on a single sieve). Dr. Uzarowski’s opinion is that the SMA test results were “good overall”. Although he

did not specifically recall, he believes he would not have recommended rejection of the entire paved areas represented by the 10 rejectable samples.

Dr. Uzarowski and Mr. Delos Reyes both testified about Golder's practice of providing a summary of test results, including issues in the results and the results' implications, to the client and the contract administrator. Dr. Uzarowski expected that the typical practice was followed and that the findings of the test results were reported to the City and Philips. However, neither Golder nor the City produced a document showing that the SMA test results and Golder's review thereof were transmitted to the City and Philips.

Again, I rely on the work of Dr. Flintsch, who reviewed the SMA laboratory test results and the evidence of Dr. Uzarowski regarding the mislabelled test results, in forming my conclusion in respect of the above. Dr. Flintsch's opinion was:

Although the records indicate some departures from the mix design values, none of them would be expected to have a significant negative impact on the frictional properties of the pavement surface.

Having received no evidence to the contrary, I accept Dr. Flintsch's conclusion regarding the minimal impact of the mix design deviations on the SMA pavement friction.

## 2.8. The RHVP After Construction

### 2.8.1. October 2007 Friction Testing and Monitoring Systems

On October 16, 2007, prior to the opening of the RHVP, the MTO performed friction testing on a 4 km section of the RHVP, in the southbound lanes, using the ASTM E274 locked-wheel trailer. The MTO testing, which originated from Dr. Uzarowski's July 31 phone call to Dr. Raymond regarding the Demix aggregate, is discussed in Chapter 3.

During construction, the City installed a pavement instrumentation and monitoring system in the RHVP mainline pavement. The system's purpose was to verify the performance of the pavement materials and the perpetual pavement design, and to predict pavement performance. A traffic monitoring system was also installed. The traffic monitoring system recorded information about the number of vehicles,



vehicle speed, vehicle spacing, and loading of the vehicles, and was intended to be synchronized with the pavement response data.

## 2.8.2. Stantec's Plan for Post-Construction Maintenance of the RHVP

In October 2007, Stantec submitted to the City a plan to maintain the RHVP and LINC, titled "Lincoln Alexander Parkway and Red Hill Valley Project Sustainability Plan" (the "Stantec Sustainability Plan"). The Stantec Sustainability Plan was presented to the Mayor and Council in an information update report on November 5, 2007. The information update advised that the Stantec Sustainability Plan outlined the activities and costs required to maintain the RHVP and LINC infrastructure assets, which consisted of the roadway corridor and environmental features.

It is not necessary to provide an exhaustive summary of the Stantec Sustainability Plan, given the fact that Council did not implement it. However, the Stantec Sustainability Plan contains the following statements regarding pavement condition and pavement safety, and recommendations for friction testing that are relevant to this Inquiry's purposes:

### Pavement Safety 2.1.1

Pavement surface condition and skid resistance contribute to the safety characteristics of the pavement section. Wet surface accidents may occur because of the lack of skid resistance (low friction) or because of the existence of some safety related distresses, such as rutting.

Pavement safety is usually evaluated in terms of the ability of the pavement surface to provide adequate skid resistance, or surface friction, to minimize the possibility of slipperiness of the vehicles. Although pavement safety is primarily evaluated in term of skid resistance, other components such as rutting and roughness should be considered in the overall framework of safety.

Pavement skid resistance measurements are typically empirical. Therefore, results from any given procedure or devise [sic] to evaluate

the skid resistance of the pavement has to be interpreted in terms of the standard testing methods.

Pavement skid resistance would typically deteriorate over time due to pavement surface weathering. Therefore, since skid resistance constitutes a safety concern, it is recommended that pavement skid resistance be evaluated on regular basis to identify areas of potential hazard, such that remedial measures to improve the skid conditions of the pavement surface could be implemented.

.....

#### Skid Resistance 2.2.1

The main purpose of the skid resistance testing is to identify the areas with low skid resistance that may affect public safety. It is recommended to perform skid resistance testing every 1 - 2 years.

ASTM E274 is the most widely used method for measuring the skid resistance, using a calibrated locked-wheel skid trailer. Based on the current market prices, the estimate for the probable cost for performing a skid resistance testing along the LINC and the RHVP is approximately \$5,000.

Stantec acknowledged Mr. Murray, Mr. Moore, and Mr. Oddi as “major contributors” to the Sustainability Plan, in addition to various other City staff and consultant engineering participants. However, it is not clear if any of them had any input on the friction testing section.

In the Sustainability Plan, Stantec recommended an average annual operations and maintenance budget of \$4 million for the LINC and the RHVP roadways and \$280,000 for the Red Hill Creek Valley. The information update noted that estimates for the annual budget would be submitted by the Operations & Maintenance division in the 2008 budget process.

An internal City email sent in June 2019, in the context of a pavement-related Value for Money Audit performed by the City’s Office of the Auditor General, stated that the requested funding amount (\$4.28 million) was not supported by Council and

consequently, the RHVP/LINC maintenance plan was not implemented. The Value for Money Audit is discussed in Chapters 9 and 10.

### 2.8.3. The RHVP Wins Awards

The RHVP opened to the public on November 17, 2007.

In the months and years that followed, the RHVP project was heralded as an innovative, environmentally conscious, and precedent-setting project. Praise for the RHVP centered, in large part, on the RHVP's status as one of the first municipal roads built in Ontario with a perpetual pavement structure. Several awards and accolades were bestowed on the RHVP and the key players in the freeway's design and construction, including the City, Dufferin, and Golder.

A number of industry papers and profiles were also written, and industry presentations and lectures given, about the RHVP. Dr. Uzarowski and Mr. Moore were active in the post-construction profile-building for the RHVP. Presentations and papers often emphasized the project's innovative nature, the City's decision to use a perpetual pavement structure on the RHVP, and the instrumentation and monitoring systems installed in the RHVP pavement.

As a result, a strong narrative of success was built up around the RHVP in the asphalt and paving industry and within the City. By extension, this narrative was also built up around the individuals involved, including Mr. Moore, given his 20-plus years of involvement with the RHVP from conception to completion.

## CHAPTER 3

# Involvement of Ontario Ministry of Transportation with the RHVP from 2007 to 2019



### 3.1. Overview

Between 2007 and 2014, the Ontario Ministry of Transportation (“MTO”) conducted friction testing on sections of the RHVP. With the exception of the testing conducted in 2007, the City of Hamilton (the “City”) was not aware of the MTO’s testing or the results of that activity until 2019. This chapter describes the MTO’s purposes in conducting the testing, the nature of the friction testing conducted, and the results of the MTO testing.

The MTO conducted friction testing on the RHVP for two reasons:

- 1) In 2007, because Dr. Ludomir Uzarowski (Principal, Pavement & Materials Engineering, Golder) requested it on behalf of the City to confirm the acceptability of the Demix aggregate used in the RHVP stone mastic asphalt (“SMA”) surface course, and to consider any early age low friction issues respecting the pavement, the latter of which was also of interest to the MTO; and
- 2) In 2008 and 2009, for the purpose of evaluating the suitability of the Demix aggregate to be listed on the MTO’s Designated Source of Materials (“DSM”) list, and in 2010, 2011, 2012, and 2014, to evaluate the continuing performance of the Demix aggregate as a requirement for remaining on the DSM.

The MTO promptly provided the 2007 test results to Dr. Uzarowski in October 2007, who in turn provided them to Gary Moore (Manager, Design, Red Hill Valley Project, Public Works, Hamilton) and Marco Oddi (Senior Project Manager, Red Hill Valley Project, Public Works, Hamilton). The MTO considered the 2007 results to be acceptable for newly laid SMA pavement.

The MTO considered the results of the testing conducted between 2008 and 2014 to be acceptable for DSM purposes. This testing was conducted for the MTO’s own DSM-related purposes, not as part of a traffic safety investigation on the RHVP. The MTO provided these results to the City in February 2019 after the Tradewind Report was disclosed to the public, as discussed in Chapter 11.

## 3.2. MTO Friction Testing on the RHVP in 2007

On October 16, 2007, the MTO conducted friction testing limited to a stretch of approximately 4 km of the RHVP in the southbound lanes. The MTO carried out this testing at the request of Dr. Uzarowski on the City's behalf, made in Golder's capacity as the Quality Assurance consultant for the RHVP paving project.

The events precipitating Dr. Uzarowski's request, and the October 2007 RHVP friction testing itself, are detailed below.

### 3.2.1. Initial Origins of the MTO Friction Testing

The idea of the MTO conducting friction testing on the RHVP dates back to May 2007. At that time, the City requested financial support from the MTO to cover the instrumentation and monitoring system the City planned to install in the various layers of the RHVP perpetual pavement structure. Internally within the Materials Engineering & Research Office ("MERO"), the MTO considered providing services-in-kind to the City, including friction testing using the MTO's ASTM E274 brakeforce locked wheel trailer, rather than a financial contribution. The MTO's interest in doing so was related to the ongoing SMA early age low friction issues with which the MTO continued to grapple with in the spring of 2007 related to SMA paving contracts on MTO highways. However, this idea remained an internal proposal only, and went no further than the MTO at that time.

### 3.2.2. The Precipitating Event: Dr. Uzarowski's Call to Dr. Raymond

As described in Chapter 2, Dr. Uzarowski had concerns about the suitability and use in the SMA surface course of the RHVP of the aggregate from Demix Agrégats' quarry in Varennes, Quebec, and he had also heard a rumour about an MTO prohibition on the use of Ontario Trap Rock aggregate which, like the Demix Agrégats' aggregate, was classified as a trap rock. As a result, on July 31, 2007, Dr. Uzarowski called Dr. Chris Raymond of the MTO (Senior Pavement Design Engineer, Pavements &

Foundations, MERO, Highway Standards Branch, Provincial Highways Management Division, MTO)<sup>1</sup> to discuss these issues.

Dr. Uzarowski and Dr. Raymond knew each other through the relatively small, interconnected pavement engineering industry. As Dr. Uzarowski explained, he called Dr. Raymond in part because of their professional relationship, but also because he viewed Dr. Raymond as knowledgeable about SMA. What Dr. Uzarowski was not aware of was that, as of March 2007, Dr. Raymond had been a member of a joint MTO/industry SMA task group that earlier in 2007 had recommended the prohibition on using aggregate in SMA mixes sourced from the Ontario Trap Rock quarry. The SMA task group and the issue of early age low SMA friction are discussed in Chapter 1.

On August 1, the day after the call, Dr. Raymond emailed his MTO colleagues, Becca Lane (Senior Pavement Design Engineer, Pavements & Foundations Section, MTO), Kai Tam (Manager, Bituminous Section, MTO), and Chris Rogers (Manager, Soils and Aggregate Section, MTO) reporting on his discussions with Dr. Uzarowski. Both Dr. Raymond and Dr. Uzarowski agreed in their testimony that Dr. Raymond's email accurately summarized their discussion on July 31. Dr. Raymond wrote:

I received a call yesterday (Tuesday Aug 31st)<sup>2</sup> from Ludamir U. of Golder Associates. He had heard a rumour that the Ministry no longer allows Ontario Trap Rock in SMA. I informed Ludamir that the Ministry has had concerns with early life friction in some SMA pavements. In response to these concerns the Ministry is continues [sic] to investigate early life friction and has formed MTO-Industry task groups to discuss the issue the last two winters. As an interim measure the Ministry has developed a short list of acceptable SMA aggregates which are communicated through special provision (313S45 and now 110F12). The Special provisions do not currently list Ontario Trap Rock. Also in SWR [Southwest Region] we look at the cost implications of the limited SMA aggregate sources in the area to determine if SP 12.5 FC2 should be

---

<sup>1</sup> In this chapter, unless stated otherwise, all MTO staff referenced by name are in the MTO's Materials Engineering & Research Office (MERO) in the Highway Standards Branch of the Provincial Highways Management Division.

<sup>2</sup> Dr. Raymond confirmed in his testimony that the date referred to in his August 1, 2007, email is incorrectly dated; the date of the call was July 31, 2007.



the surface course on potential SMA projects. Action has also been taken on carry over contracts to ensure acceptable early life friction.

Ludamir expressed concern regarding the proposed use of SMA on a City of Hamilton project (Red Hill Creek Expressway) where the contractor has submitted a mix design using a Quebec source (Demix Varennes) – the aggregate is not on the Ministry’s DSM. Ludamir indicated he was going to follow up with Chris Rogers regarding the background of this source. A possible outcome is that the City of Hamilton could make a request for friction testing.

I accept Dr. Uzarowski’s evidence that he first learned about the MTO’s ongoing concerns with SMA early age low friction during the phone call with Dr. Raymond on July 31. Dr. Uzarowski did not convey this new information to his client, the City, at the time. The evidence of Mr. Moore and Mr. Oddi is that they were unaware of the SMA early age low friction issue until Dr. Uzarowski advised them in the fall of 2007, after the RHVP SMA surface had been paved.

Dr. Uzarowski explained that his concern as of July 31, 2007 related to the Demix aggregate not being listed on the MTO’s DSM list, as summarized in the second paragraph of Dr. Raymond’s email. The DSM is described in Chapter 1.

Dr. Uzarowski acknowledged in his testimony that he would have preferred that the Demix aggregate had been listed on the DSM, and that this concern in part motivated his call to Dr. Raymond. Dr. Uzarowski recalled that he may have attempted, unsuccessfully, to contact Mr. Rogers, as Dr. Uzarowski advised Dr. Raymond he intended to do. Mr. Rogers, as the Head of the Soils & Aggregates section in MERO at the time, was responsible for overseeing the administration of the DSM and had extensive knowledge about aggregate sources in Ontario and beyond. Mr. Rogers was also very familiar with the early age SMA low friction issue because he was also a member of the joint MTO/industry SMA task group.

Neither Dr. Uzarowski nor Dr. Raymond recall who suggested the friction testing referred to as a “possible outcome” in Dr. Raymond’s August 1 email, nor were they aware of the MTO’s internal consideration of a similar proposal in May 2007. This does not matter for the Inquiry’s purposes. What is significant is that the two concerns described above – the SMA early age low friction issue and the fact that the Demix

aggregate was not on the DSM – gave rise to the suggestion of friction testing on the RHVP. Dr. Uzarowski testified that, by the end of his call with Dr. Raymond, he was convinced that the friction levels on the RHVP should be tested following the completion of paving.

### 3.2.3. Dr. Uzarowski Requests Friction Testing on the RHVP

The subject of RHVP friction testing appears to have lain dormant after July 31, for six weeks, until early September 2007. On September 10 and/or 11, Dr. Uzarowski and Dr. Raymond spoke again about the possibility of MTO friction testing on the RHVP. At that time, the focus of discussion was primarily logistical: who would conduct the testing, the location of the testing, the mechanics of the testing, and what was required before the MTO would conduct the testing.

From the MTO's perspective the principal benefit of the testing was the prospect of additional SMA early age friction data, although the testing would also yield information regarding the Demix aggregate source.

The MTO initially required a formal request from the City or City approval of Dr. Uzarowski's request on its behalf. The rationale for this requirement was explained to the Inquiry as partly a courtesy since the RHVP was a municipal road, rather than provincial, and partly because of the potential that further action might have been warranted or required if the results indicated low friction numbers. This is consistent with the MTO's general practice. As described in Chapter 1, municipal road friction testing by the MTO is uncommon, and is typically performed following a request from municipal staff to an MTO contact.

Dr. Raymond explained the need for a City-approved request to Dr. Uzarowski during their discussions in early September. According to Dr. Raymond, Dr. Uzarowski told him that the City agreed with the MTO performing testing but would not make the request of the MTO directly. Dr. Uzarowski did not explain to Dr. Raymond the reason(s) for the City's unwillingness.

For his part, Dr. Uzarowski told the Inquiry that he recalled the City agreeing with his suggestion to do the testing; however, he has no recollection of why the City did not want to issue a formal request. Similarly, Mr. Moore acknowledged the City's

agreement, but does not remember the City being asked to make a formal request or why, if asked to provide such a request, the City would not have agreed to issue one. It was in the context of discussing the friction testing request that Mr. Moore recalled first learning about the early age SMA low friction issue from Dr. Uzarowski.

Whatever the reason, the City never made a direct request to the MTO for the post-construction RHVP friction testing, nor did the MTO ultimately require one. Rather, the request for the RHVP friction testing and all subsequent, related correspondence flowed through Dr. Uzarowski or others at Golder. From the time of the request through to delivery of the results, there was never any direct contact between the MTO and City staff regarding the MTO's 2007 friction testing.

### 3.2.4. MTO Conducts Friction Testing on the RHVP

#### 3.2.4.1. *Testing Arrangements and October 16, 2007 Testing*

After the MTO committed to conducting the friction testing on the RHVP, Frank Marciello (Pavement Evaluation Supervisor, Pavements & Foundations Section, MTO) was directed to arrange and conduct the work.

In the lead-up to the RHVP testing, Mr. Marciello corresponded with Andro Delos Reyes (Senior Pavement & Materials Geotechnical Technologist, Golder) to organize the testing. Mr. Delos Reyes, who was on-site at the RHVP daily, described his role in the MTO's testing as two-fold: first, to ensure that the route that Mr. Marciello tested was clear and free from any obstacles or obstructions that would impede testing, and second, to obtain permission from the relevant project stakeholders. He also acted as the intermediary between Mr. Marciello and the project stakeholders on matters of general correspondence.

On October 4, 2007, Mr. Delos Reyes sent the logistical details about the MTO's impending RHVP friction testing to Philips Engineering (the City's contract administrator on the RHVP project) ("Philips"), James Wharrie (Construction Coordinator, Dufferin), Mr. Oddi, and Dr. Uzarowski, writing that he was doing so for their "information and permission." Details of the MTO testing were subsequently escalated within Dufferin by Mr. Wharrie to David Hainer (Site Superintendent, Dufferin), Peter Gamble (Manager, Plants, Equipment and Technology, Dufferin), and Brandon Dodds (Project Engineer, Dufferin). Dufferin's permission was also necessary because the RHVP remained

an active construction site under Dufferin's custody and control. The Inquiry did not receive any documents evidencing Dufferin's permission, but I accept, by virtue of the fact that the testing was ultimately conducted, that the authorization must have been given.

On October 16, Mr. Marciello conducted the friction testing on a section of both RHVP southbound lanes. He did not conduct testing in the northbound lanes because of ongoing construction activities in those lanes. The tested section in the southbound lanes was just short of 4 km in length from the CN Railway overpass (the northern boundary) to Greenhill Avenue (the southern boundary). As described later in this chapter, this section also served as part of the test section for the DSM application by Demix Agrégats and continued DSM-related monitoring by the MTO between 2008 and 2014.

Mr. Marciello conducted the RHVP testing using the MTO's ASTM E274 locked-wheel friction tester, in accordance with standard MTO testing practices. The MTO testing practices are described in detail in Chapter 1. The testing was conducted at or in the range of 90 km/h, in keeping with the 90 km/h posted speed limit on the RHVP. One deviation from the MTO's standard testing practices was that the testing was not done in mixed traffic conditions. The RHVP did not open to traffic until November 17, 2007.

Friction testing is not a standard post-construction test for the MTO. According to Mr. Marciello, who performed thousands of friction tests over his 29-year career at the MTO, it was not very common to test a road before it opened to the public. Nor was friction testing a standard post-construction test encountered by paving contractors. It was rarely, if ever, something that Dufferin had encountered on a paving project. This is almost certainly because, as was the case with the RHVP paving contract (Contract PW-06-243), paving contracts generally do not include requirements or specifications tied to surface friction levels.

#### *3.2.4.2. Distribution of the 2007 RHVP Friction Results Within the MTO*

On October 17, 2007, the day after the testing, Mr. Marciello emailed the test results to Dr. Raymond and Ms. Lane. The results were set out in two spreadsheets that contained the detailed test results for each spot at which the test was conducted and a chart that plotted the friction numbers in each lane. Mr. Marciello requested that Dr.

Raymond and Ms. Lane forward the results to the appropriate personnel. Echoing an email he received from Mr. Delos Reyes earlier that day (discussed below), Mr. Marciello noted that Dufferin, Philips, and Mr. Delos Reyes were “eager for” the results.

**Figure 3a** sets out the average, the minimum, and the maximum friction numbers (“FN”), by lane.

**Figure 3a: 2007 RHVP Friction Results**

Lane	Average FN	Minimum FN	Maximum FN
Southbound Lane 1	33.9	28.1	36.5
Southbound Lane 2	33.8	28.4	37.4

The detailed results for Southbound Lane 1 and Southbound Lane 2, respectively, are set out in **Figure 3b**.

**Figure 3b: Detailed 2007 RHVP Friction Results**

PAVEMENT FRICTION SURVEY 2007					
MTO		ASTM E274, E501		MERO	
Red Hill Valley Pkwy >		DIR: SBL1	LANE: 1	DATE: Oct-16	
SITE: CNR OH STRUCTURE		TO GREENHILL AVE (HAMILTON)			
LHRS: N/A		O/S: N/A	TEMP: 12 DEG		
DIST	SPEED	AVG FN	DIST - LANDMARKS		COMMENTS
0.000			0.00 >	CNR STRUCTURE	SMA in Contract PW-06-243 (RHV) Unopened to Traffic
0.249	93.9	33.6			
0.438	90.2	28.7	0.49 >	BARTON ST	
0.619	92.4	34.3			
0.791	93.3	35.7			
0.967	93.0	32.5			
1.146	92.2	32.8			
1.307	91.6	33.8			
1.581	91.4	35.1			
1.748	90.9	28.1	1.82 >	QUEENSTON RD	
1.937	92.8	35.4			
2.120	91.5	35.5			
2.291	92.6	34.9			
2.499	91.1	33.6			
2.740	92.8	32.6	2.65 >	KING ST	
2.930	93.6	36.5			
3.129	93.6	34.9	3.14 >	CPR STRUCTURE	
3.316	90.4	34.2			
3.487	90.8	36.3			
3.677	90.2	34.2			
3.815	90.6	35.5	3.95 >	GREENHILL AVE	
AVG. SPD	91.9	33.9	AVG. FN		
		28.1	Min. FN		
		36.5	Max. FN		
		2.2	Std.Dev.		
		20	Field		

PAVEMENT FRICTION SURVEY 2007				
MTO		ASTM E274, E501		MERO
Red Hill Valley Pkwy >		DIR: SBL2	LANE: 2	DATE: Oct-16
SITE: CNR OH STRUCTURE		TO GREENHILL AVE (HAMILTON)		
LHRS: N/A		O/S: N/A	TEMP: 12 DEG	
DIST	SPEED	AVG FN	DIST - LANDMARKS	COMMENTS
0.000			0.00 > CNR STRUCTURE	SMA in Contract PW-06-243 (RHV) Unopened to Traffic
0.263	89.6	34.7		
0.442	90.9	29.6	0.49 > BARTON ST	
0.609	91.0	33.9		
0.751	90.2	34.5		
0.908	92.5	35.4		
1.063	91.2	34.6		
1.210	90.6	34.6		
1.343	91.4	34.0		
1.477	90.9	35.9		
1.609	91.1	37.4		
1.743	93.1	28.4		
1.943	91.0	35.2	1.82 > QUEENSTON RD	
2.091	90.5	34.9		
2.248	90.8	36.7		
2.400	90.3	33.5		
2.583	89.1	28.6		
2.759	90.0	29.7	2.65 > KING ST	
2.905	90.7	36.8		
3.094	90.1	33.9	3.14 > CPR STRUCTURE	
3.286	91.5	35.1		
3.481	90.2	34.2		
3.644	89.6	33.2		
3.793	88.9	33.6	3.95 > GREENHILL AVE	
AVG. SPD	90.7	33.8	AVG. FN	
		28.4	Min. FN	
		37.4	Max. FN	
		2.5	Std.Dev.	
		23	Field	

The MTO assessed the results from the perspective of its experience with early age low friction problems with SMA. From this perspective, the results did not raise any early age friction concerns for the MTO, and they were acceptable without any further investigation or remediation. In contrast to some MTO friction results for early age SMA pavements, which ranged between FN20 and below FN30, the average RHVP results were above FN30. As described in Chapter 1, friction values for SMA pavements are expected to increase somewhat after traffic wears down the asphalt film layer, and then decline over time in line with other (non-SMA) pavements.

3.2.4.3. *Distribution of the 2007 RHVP Friction Results to Golder and the City*

On the morning of October 18, 2007, Dr. Raymond emailed the RHVP friction test results to Dr. Uzarowski and Mr. Delos Reyes, stating:

Attached please find the friction testing results for the Red Hill Valley Parkway.

Please pass the results on to those involved with the project.

You may wish to note that some of the friction numbers less than 30 correlate with being located under a structure.

Should you have any questions regarding the results please do not hesitate to contact us.

From there, it was left to Dr. Uzarowski and/or Mr. Delos Reyes to distribute and discuss the results as needed. Dr. Uzarowski forwarded Dr. Raymond's email with the attached test results to Mr. Moore and Mr. Oddi at the City later that morning, indicating he would follow up with a call to discuss the results.

No one from Golder or the City contacted Dr. Raymond with questions regarding the results or to discuss the MTO friction testing further, although Dr. Uzarowski and Dr. Raymond subsequently discussed the use of shotblasting as a friction treatment for new SMA pavements.

Dr. Uzarowski understood that the MTO used FN30 as a guideline to assess friction testing results. His understanding undoubtedly informed his interpretation of the RHVP results, which he described as "good, acceptable numbers."

Mr. Moore testified that, in the follow-up discussion, Dr. Uzarowski conveyed that the MTO found that the City's initial friction numbers were higher than what the MTO got on their new SMA pavements and that, consequently, the City was "good to go". However, Mr. Moore was not aware of the MTO's use of FN30 as an informal guideline, nor did Dr. Uzarowski convey this to him.

Mr. Oddi recalled Dr. Uzarowski advising him, during an on-site discussion, that the RHVP friction numbers from the MTO testing were "very good" for an SMA pavement. It was during this conversation that Mr. Oddi learned about the early age low friction issue associated with SMA pavements. According to Mr. Oddi, he and Dr. Uzarowski did not discuss the technical details of the results or the MTO informal FN30 guideline in this conversation, and Mr. Oddi "didn't know what the numbers meant".

Golder did not provide the 2007 friction testing results to anyone else at the City, nor did Mr. Moore or Mr. Oddi. In addition, none of them told anyone else at the City that the testing had taken place.



*3.2.4.4. Distribution of the 2007 RHVP Friction Results to Philips and Dufferin*

As noted, on October 17, the day after the friction testing, Mr. Delos Reyes emailed Mr. Marciello to follow-up on the results. Mr. Delos Reyes advised that Dufferin and Philips were “highly interested”.

Mr. Delos Reyes thought this statement originated from a conversation he had with employees at Dufferin and Philips at the RHVP work site. Beyond this, Mr. Delos Reyes had no recollection at the Inquiry of with whom he spoke or the nature of the interest expressed by Dufferin and Philips. The Inquiry did not receive any documents that shed light on Philips’ interest. In the absence of specific evidence, I am unable to reach any conclusions about who at Philips was “highly interested” in the RHVP test results, or the reason for that interest.

Commission Counsel made inquiries of Philips (which changed its name to 228704 Ontario Inc. in 2009) and its successor entity Wood Canada Limited respecting production of documents relevant to the Inquiry. Wood Canada Limited advised that, while it purchased the assets of Philips, it had no documentation respecting completed projects. The numbered company was unresponsive. Accordingly, no representatives of Philips or its successor firm(s) produced documents or testified at the Inquiry.

Dufferin, however, was interested in the RHVP friction testing results because of Dufferin’s concurrent application for inclusion of the Demix aggregate on the MTO DSM list.

On October 15, 2007, the day before the MTO friction testing, Paul Janicas (Senior Quality Control Lab Supervisor (Bituminous), Dufferin) submitted a cover letter and application package to the contract administrator of an MTO paving project, for which Dufferin was the paving contractor. Dufferin submitted the application on behalf of Demix Agrégats, an affiliate of Dufferin, which was (and is) a Quebec-based aggregate producer with a quarry near Montreal at Varennes, Quebec. The application package requested a trial section be used from that project to evaluate the use of the Demix aggregate in the Superpave 12.5 FC2 surface course. As support for the application, Mr. Janicas emphasized the use of the Demix aggregate in the Superpave 12.5 FC2 and SMA layers of the RHVP and the planned RHVP friction testing. He wrote:

Also, please note that the Ministry is currently performing “skid resistance” testing on the SMA from the Red Hill Valley project, which uses these aggregates. By allowing this trial section, it would facilitate a full evaluation of this product.

In any event, however, no one at either Dufferin or Philips received the MTO’s October 2007 RHVP friction testing results. The Inquiry received no emails or other correspondence transmitting the results to Dufferin and/or Philips and, indeed, Mr. Janicas, Mr. Gamble, and Mr. Hainer – all of whom were senior staff at Dufferin – testified that they did not receive the actual test results or know what the friction numbers were.

The only evidence of communication of the results to Dufferin is Mr. Hainer’s vague recollection of a passing discussion at the RHVP work site or at a site meeting in which he learned that the friction testing results were good and indicated no concern. The source of this information was beyond Mr. Hainer’s recollection.

### 3.3. MTO Pauses Use of SMA in November 2007

In early November 2007, the MTO paused the use of SMA on provincial highways. The pause was put in place to respond to ongoing concerns about low pavement friction on the MTO’s SMA pavements and the associated rising construction costs for SMA pavements. The final impetus for the pause was, in part, low pavement friction results on an MTO contract on Highway 401 near Woodstock (Contract 2005-3030), which exhibited results ranging from the low to high FN20s when tested immediately after construction. The MTO’s SMA pause, including the precipitating events and the eventual reinstatement of SMA in 2014, is discussed in Chapter 1.

Importantly for the Inquiry’s purposes, the October 2007 RHVP friction test results did not factor into the MTO decision to pause its use of SMA. To the contrary, as noted above, the RHVP results were an outlier, with higher early age friction levels than the MTO typically observed on its own SMA paving contracts.

### 3.4. MTO Friction Testing on the RHVP Between 2008 and 2014

The MTO also conducted friction testing on a section of the RHVP in 2008, 2009, 2010, 2011, 2012, and 2014. All friction testing on the RHVP in these years was conducted at the request of the Soils & Aggregates section within MERO, in connection with Demix Agrégats' request for listing on the MTO DSM list. The MTO testing during this period was not performed or analyzed for traffic safety purposes. The 2008 and 2009 RHVP testing was conducted for purposes of evaluating the suitability of the Demix aggregate to be listed on the DSM. Thereafter, in 2010, 2011, 2012, and 2014, the RHVP testing was conducted to evaluate the suitability of the Demix aggregate to remain on the DSM list. In 2016, Demix Agrégats voluntarily withdrew its aggregate from the DSM, which meant that no further friction testing was conducted.

Demix Agrégats' DSM application and the MTO's friction testing in 2008 to 2012 and 2014 are detailed below. The DSM requirements and the MTO's procedures respecting the processing and approval of DSM applications are described in Chapter 1.

#### 3.4.1. Dufferin/Demix Agrégats' December 2007 DSM Application for the Demix Aggregate

The initial DSM application of Dufferin on behalf of Demix Agrégats in October 2007, described above, was denied by the MTO because it did not comply with the standard DSM application process and requirements.

On December 7, 2007, Mr. Janicas emailed Mr. Rogers on behalf of Demix Agrégats, enclosing a second Demix Agrégats application for a DSM listing. Attached to Mr. Janicas' email was a letter from Estel Gagnon (Chef Section Qualité, Demix Agrégats) to Mr. Rogers, dated November 22, 2007, formally requesting the commencement of the DSM approval process. As he had done in the prior, unsuccessful Demix Agrégats application, Mr. Janicas' email also referenced the recent use of the Demix aggregate in the SMA and Superpave 12.5 FC2 mixes on the RHVP (Superpave 12.5 FC2 was the asphalt mix used as the surface course on the RHVP ramps rather than SMA which was used for the RHVP mainline).

Both of Mr. Janicas' communications — the initial October 15 application and his December 7 email — were sent at the request or instruction of Mr. Gamble. According to Mr. Gamble, Dufferin internally discussed a possible DSM application for the Demix aggregate before Dufferin paved the RHVP. After the RHVP paving was completed, Mr. Gamble was of the view that the Demix aggregate was a “very, very good material”. It was at that point that Mr. Gamble decided to move forward with the DSM application, relying on Mr. Janicas to get the process started.

On December 11, Mr. Marciello emailed the October 2007 RHVP friction test results to Mr. Rogers and Bob Gorman (Senior Aggregate Engineering Officer, Soils & Aggregates Section). Mr. Gorman was the primary person responsible for managing and overseeing the DSM list, in consultation with the Head of the Soils & Aggregates section (then Mr. Rogers). Both Mr. Rogers and Mr. Gorman considered the RHVP results acceptable for a newly placed SMA surface not yet open to traffic.

Two days later, on December 13, Mr. Rogers sent a response letter to Demix Agrégats. The letter acknowledged receipt of Demix Agrégats' request for DSM qualification, set out the requirements for approval, and advised about the next steps in the process. The DSM requirements and the MTO's process for DSM applications are described in further detail in Chapter 1. The letter also included the following statements:

We are somewhat familiar with the rock from your quarry. In 1992, we tested a sample of the coarse aggregate from the quarry. The test results are portrayed in Table 1. Our Petrographer has classified your rock as a Syenite (Trachytic Phonolite). The test results are generally acceptable. The only exception is the Polished Stone Value (PSV) test results, which did not meet our ministry's criteria.

I note that your quarried aggregate was recently used on Hamilton's Red Hill Valley Parkway in a 12.5 SMA mixture (Contract No. PW-06-243). We plan to monitor the performance of your aggregate in the expressway.

PSV testing and the MTO's PSV requirements for DSM-listed aggregates are also described in Chapter 1.<sup>3</sup> As Mr. Rogers' letter highlighted, the 1992 PSV results were unsatisfactory based on the MTO's criteria. To qualify for DSM approval, an aggregate must maintain an average PSV of no less than 50, with no value less than 48.

The unsatisfactory PSV results from 1992 were not, however, considered by the MTO in relation to Demix's 2007 application. Instead, Demix's 2007 DSM application was considered afresh.

Mr. Rogers' letter included the statement that "we plan to monitor the performance of your aggregate in the expressway." According to Mr. Rogers, monitoring likely referred to a visual examination of the RHVP and, in due course, friction testing using the MTO's locked-wheel friction tester. From Mr. Rogers' perspective, the reference to monitoring was not, however, a commitment to use the RHVP as the test section for Demix's DSM application, nor a commitment to conduct future friction testing on the RHVP.

The next step in the application process — as outlined in Mr. Rogers' letter — was typically to visit the Demix Varennes quarry to obtain samples for laboratory testing. However, in this case, the MTO conducted skid testing on the RHVP in June 2008, before Soils & Aggregates staff visited the Demix Varennes quarry. These events are discussed later in this chapter. Mr. Rogers retired from the MTO in April 2008.

Neither the fact of Demix's application for DSM approval nor the MTO's planned monitoring of the RHVP for these purposes was communicated to the City by MTO staff in December 2007. This was in keeping with Soils & Aggregates' standard practice to communicate only with applicants in respect of their own DSM applications. The standard practice assumed, as Mr. Gorman explained in his evidence, that applicants had the necessary authorization from the asset owner (that is, the owners of the road)

---

<sup>3</sup> PSV is also discussed in the Flintsch Primer, prepared by Dr. Gerardo Flintsch for this Inquiry ("Primer on Friction, Friction Management, and Stone Matrix Asphalt Mixtures") at pages 7 and 15. Consistent with Mr. Rogers' evidence, Dr. Hassan Baaj (Golder's expert in this Inquiry, and the Director of the University of Waterloo's Centre for Pavement & Transportation Technology) and Dr. Flintsch both testified that the 1992 PSV results were not relevant to the PSV of the aggregate used in the RHVP surface course as the aggregate likely came from a different part of the quarry.

to propose or agree to test sites on the owner's asset. Thus, it is likely that neither Mr. Rogers nor Mr. Gorman even turned their mind to advising the City.

### 3.4.2. Post-2007 MTO Friction Testing: Context and Key Conclusions

The MTO conducted friction testing on a section of the RHVP in 2008, 2009, 2010, 2011, 2012, and 2014. The tested sections were the sections of the two southbound lanes tested in 2007 and the sections of the two northbound lanes in the same location. The test area extended from the CN Railway overpass (as the northern boundary) to Greenhill Avenue (as the southern boundary), totalling just short of 4 km in length.

As noted, all MTO friction testing conducted on the RHVP after 2007 was for purposes of evaluating the suitability of the Demix aggregate for the DSM. The MTO performed the testing initially to determine if the Demix aggregate had sufficient frictional qualities to be included on the DSM and, once the Demix aggregate was listed on the DSM in 2009, to assess if the aggregate's frictional qualities supported continued inclusion.

As the sole operator of the MTO's locked-wheel friction tester, Mr. Marciello conducted the MTO friction testing on the RHVP in the same manner as he had done in October 2007. In each year, Mr. Marciello distributed the results to selected staff in the Soils & Aggregates section (Stephen Senior (Head, Soils & Aggregate Section, MTO) and Mr. Gorman) and the Pavements & Foundations section. Mr. Marciello distributed results to the Head of Pavements & Foundations because he was part of that section in MERO, and this was part of his reporting requirements to his supervisor.

Except for possibly on one occasion in 2010 (discussed below), MTO staff did not share the RHVP friction test results from 2008 to 2014 with the City. Other than that one possible exception, the RHVP friction test results were not shared externally at all, including to Dufferin or Demix Agrégats, until February 2019, after the disclosure of the Tradewind Report to Council and the public.

The MTO had an established practice and unwritten policy not to share friction test results with outside parties subject to three exceptions. A discussion of the MTO's (non)distribution policy and its exceptions is included in Chapter 1. For purposes of

this chapter, it is sufficient to note that none of the exceptions to the MTO’s policy applied for purposes of sharing the results with the City between 2008 and 2019.

There is also no evidence to suggest that staff at Demix Agrégats or Dufferin contacted the City to advise of the DSM application or to obtain authorization for testing in 2008, or in any subsequent year.

### 3.4.3. 2008

#### 3.4.3.1. RHVP Friction Testing Conducted in 2008

On June 12, 2008, Mr. Marciello conducted friction testing on the RHVP at the request of the Soils & Aggregates section. Mr. Gorman accompanied Mr. Marciello during the testing. Mr. Marciello emailed the test results to Mr. Gorman, Dr. Raymond, and Joseph Ponniah (Senior Research Engineer, Pavements & Foundations Section, MTO) on June 18, 2008.

**Figure 3c** sets out the 2008 RHVP average, minimum, and maximum friction numbers, by lane.

**Figure 3c: 2008 RHVP Friction Results**

Lane	Average FN	Minimum FN	Maximum FN
Southbound Lane 1	40.3	36.3	45.1
Southbound Lane 2	38.2	34.1	43.4
Northbound Lane 1	41.2	36.8	44.1
Northbound Lane 2	38.7	35.7	40.6

According to Mr. Gorman, the results were acceptable for the purpose of evaluating a potential DSM list inclusion. All 2008 results, including the minimum friction values, were above FN30, the threshold of the MTO’s internal guideline for this purpose. The results for the southbound lanes reflect an increase in the overall average friction numbers in Southbound Lane 1 and Southbound Lane 2 of 6.5 and 4.4, respectively, as compared to the 2007 results. These increases reflect the upward trajectory of



friction numbers expected for in-service SMA pavements compared to unopened SMAs, once the asphalt film wears off.

#### *3.4.3.2. Additional Evaluation of the Demix Aggregate by Soils & Aggregates Staff*

Mr. Gorman and Carole Anne MacDonald (Petrographer, Soils & Aggregates Section, MTO) visited the Demix Varennes quarry on July 17, as part of the standard DSM application review procedure. Mr. Gorman and Ms. MacDonald inspected the quarry (including the rock face and the homogeneity of the rock type) and took hand and stockpile samples for testing at the Soils & Aggerates section's laboratory. Subsequently, Ms. MacDonald performed the testing on the Demix quarry samples obtained that day.

#### *3.4.3.3. MTO Confirms Ongoing Monitoring of the Demix Aggregate's Performance in the RHVP*

On December 4, 2008, Mr. Senior advised Ms. Gagnon by letter that testing results for the coarse aggregate and screening samples obtained during the quarry visit were favourable and met the requisite criteria for a DSM listing. The PSV of the Demix aggregate was 52, two points above the MTO's mandatory average PSV of 50.

The correspondence made clear that the RHVP would serve as the test strip for DSM application purposes and that testing would measure the frictional performance of the aggregate in the RHVP surface course:

Because your quarried aggregate was used on Hamilton's Red Hill Valley Parkway in a 12.5 SMA mixture (Contract No. PW-06-243), we will allow this city job to act as the trial section needed for your source to be included on the ministry's Designated Sources for Materials List (DSM #3.05.25). This contract has undergone one winter of service demand and requires at least two winters before an approval decision can be made. The mix must obtain the desirable level of friction before the source can be considered for DSM inclusion. We plan to monitor the performance of your aggregate in the parkway.

Allowing the RHVP to act as the test strip deviated from the MTO's standard practice in four respects: first, the RHVP was a municipal roadway, rather than an MTO

road; second, there was no adjacent control pavement containing a DSM-approved aggregate that could be used for comparison purposes; third, SMA pavements were not commonly used for test sections; and fourth, the test strip was much longer than the standard 500 m test strip.

The MTO standard practice was to have an adjacent control section containing a DSM-approved aggregate against which to compare the performance of a test strip. However, the Soils & Aggregates section had, in some other instances, conducted DSM-related friction testing on a test section that did not have an adjacent control pavement. According to Mr. Gorman, this was typically done on “after pavements” where a contractor requested DSM inclusion for an aggregate used in an already paved road (or segment of road). The RHVP was, in this respect, an “after pavement”. I accept the MTO’s submission that the collection of measurements from a non-MTO road for DSM listing purposes, while “highly unusual”, made practical and economic sense in the circumstances.

Both Mr. Senior and Mr. Gorman confirmed that the “desirable level of friction” referred to in Mr. Senior’s December 4 letter to Ms. Gagnon was FN30. As is described in Chapter 1, the MTO uses an average of FN30 as the minimum threshold for DSM suitability. The absence of specific friction measurement numbers in the MTO’s correspondence, or reference to FN30 as the acceptable threshold against which those results were being assessed, was in keeping with the MTO’s standard practice not to provide specific friction standards or friction numbers to DSM applicants.

As in the year prior, none of the MTO, Demix Agrégats, or Dufferin sent correspondence to advise the City of Demix Agrégats’ DSM application or the friction testing on the RHVP, or to request permission to conduct testing on the RHVP. MTO staff did not consider advising the City or seeking permission because of the purpose for which the testing was done.

### 3.4.4. 2009

#### 3.4.4.1. *RHVP Friction Testing Conducted in 2009*

On May 7, 2009, Mr. Marciello conducted friction testing on the RHVP. Mr. Gorman requested the 2009 testing on behalf of the Soils & Aggregates section. Mr. Gorman’s annual request memo for friction testing, dated March 16, 2009, asked that the “Red

Hill Valley SMA be evaluated as soon as possible, since it will have passed its second winter.”

**Figure 3d** sets out the 2009 RHVP average, minimum, and maximum friction numbers, by lane.

**Figure 3d: 2009 RHVP Friction Results**

Lane	Average FN	Minimum FN	Maximum FN
Southbound Lane 1	38.9	34.1	40.7
Southbound Lane 2	34.5	31.8	39.1
Northbound Lane 1	39.4	36.2	41.0
Northbound Lane 2	37.1	34.9	38.9

Mr. Marciello emailed the 2009 results to Mr. Senior, Mr. Gorman, and Ms. Lane, then the Head of the Pavements & Foundations section, on May 8, 2009. In his covering email, Mr. Marciello wrote, “[m]ight be too early to tell but it appears that friction levels/ trends may be starting to decline with time.”

**Figure 3e** compares the average friction numbers in 2008 and 2009, by lane.

**Figure 3e: 2008 and 2009 RHVP Friction Results, Comparison**

Lane	Average FN – 2008	Average FN – 2009
Southbound Lane 1	40.3	38.9
Southbound Lane 2	38.2	34.5
Northbound Lane 1	41.2	39.4
Northbound Lane 2	38.7	37.1

Mr. Senior responded to Mr. Marciello three days later, writing:

Frank, both Bob and I agree that there is no clear indication of any early trend in the data. Maybe you just have a “gut” feel for what’s going on out there. Time will tell.

We will be sending out a notice regarding conditional approval of the source, pending satisfactory performance of the pavement and of the source materials. Thanks for everything.

In his testimony, Mr. Senior explained that he felt it was “premature” to say there was a specific trend – in this case, a declining trend – in the absence of extended friction testing data. At the time of this email exchange, there were only two in-service data points for the RHVP from the 2008 and 2009 testing.

#### *3.4.4.2. Conditional DSM Approval of the Demix Aggregate*

On May 20, 2009, Mr. Senior wrote to Ms. Gagnon at Demix Agrégats to advise that the Demix aggregate was conditionally approved as a source of Superpave 12.5 FC1 coarse aggregate and Superpave 12.5 FC2 coarse and fine aggregate. Mr. Senior’s letter stated that approval was based on acceptable physical property test results and:

satisfactory performance in the northbound and southbound lanes of the above-noted 12.5 SMA mixture located on the Red Hill Valley Parkway.

After two years of service, the surface course of the SMA pavement has developed satisfactory frictional properties, as indicated by friction determined during recent skid-resistance testing.

The MTO added the Demix aggregate to the DSM list sometime in the summer of 2009. Approval of the Demix aggregate was however, as Mr. Senior’s letter indicated, conditional on continued satisfactory frictional performance of the RHVP SMA mix in future testing and the aggregate meeting the aggregate requirement specifications, including the PSV requirements.

It was consistent with the MTO’s standard practice to grant conditional approval rather than full, unconditional approval. Conditional approval gives the Soils & Aggregates section oversight capabilities, allowing it to rescind approval if an aggregate source fails to perform adequately over time. Conditional approval also explains why the MTO continued to conduct friction resistance testing beyond the two-winter review period.

3.4.5. 2010

3.4.5.1. *RHVP Friction Testing Conducted in 2010*

Mr. Marciello conducted friction testing on the RHVP on March 30 and 31, 2010. Mr. Gorman requested the testing on behalf of the Soils & Aggregates section. As in 2008 and 2009, the 2010 testing was done for DSM purposes.

Mr. Marciello circulated the 2010 results to Mr. Senior, Mr. Gorman, and Ms. Lane on April 1. Mr. Marciello noted in his distribution email that:

[t]he attached Read Only files will show a decline in friction in the NB [northbound] lanes averaging 5 FN. Some values are at or below FN100 of 30.

SB [southbound] lanes performed at similar levels (mid 30s) as in 2009.

**Figure 3f** sets out the 2010 RHVP average, minimum, and maximum friction numbers, by lane.

**Figure 3f: 2010 RHVP Friction Results**

Lane	Average FN	Minimum FN	Maximum FN
Southbound Lane 1	34.9	29.1	38.8
Southbound Lane 2	32.2	28.4	37.7
Northbound Lane 1	35.1	29.4	39.8
Northbound Lane 2	31.7	29.0	33.8

In response to Mr. Marciello’s email, Mr. Gorman stated that they would “have to watch this one”, suggesting another round of friction testing take place after the summer. Mr. Marciello agreed with Mr. Gorman’s suggestion.

Despite the suggestion by Mr. Gorman and Mr. Marciello’s agreement to that suggestion, additional RHVP testing did not take place in 2010. There was no evidence before the Inquiry as to why it did not.

Mr. Marciello's reporting email and the test data reflect that the 2010 testing was conducted at 100 km/h. 100 km/h is the MTO's standard testing speed on 400-series highways. However, all prior (and subsequent) MTO testing on the RHVP was conducted at 90 km/h, consistent with the RHVP's posted speed.

The 10 km/h speed difference has some significance. Generally, the higher the testing speed, the lower the resulting friction number will be (and vice versa). For the 2010 RHVP results, the testing suggested a rapid decline in friction values from the year prior. As MTO witnesses explained, this year-to-year decrease was unusual and troubling. They had concerns that if another significant drop occurred the next year, the results could dip below FN30, possibly into the mid-20s. In its closing submissions to the Inquiry, the MTO noted that the drop was more significant than would be expected with one year of wear-and-tear.

Mr. Marciello did not notice the speed discrepancy in the 2010 RHVP testing until the next year, when he again conducted the RHVP testing. Upon recognizing the discrepancy in 2011, Mr. Marciello circulated adjusted 2010 test results, which reflected a less sharp decline from the 2009 test results. The adjusted results are dealt with later in this chapter.

#### *3.4.5.2. MTO Discussions of RHVP Friction in November 2010*

On November 15, 2010, Mr. Marciello and Ms. Lane exchanged emails under the subject line "Red Hill SMA". Mr. Marciello's initiating email gave details about the October 2007 RHVP testing, Dr. Uzarowski's involvement in those tests, and the overall trends in RHVP frictional performance since 2007. Ms. Lane replied, writing: "Good stuff Frank – thank you. Perhaps I will call Ludomir for a City of Hamilton contact." Mr. Marciello also recirculated the March 2010 test results to Ms. Lane which were, unbeknownst to them at the time, erroneously low.

The Inquiry received no emails or documents that give context to or explain why Mr. Marciello sent the RHVP-related email to Ms. Lane on November 15. I accept Ms. Lane's explanation that their emails likely reflect the continuation of an in-person discussion in which Mr. Marciello expressed concerns about the RHVP results, and Ms. Lane requested more information.

Ms. Lane called Dr. Uzarowski as she indicated she would. Ms. Lane and Dr. Uzarowski had known each other for years through the industry. Dr. Uzarowski's notebook contains a short entry on November 15, reflecting the call. It stated:

5) Becca Lane

- 2007 friction on RHVP

Dr. Uzarowski had no recollection of what he and Ms. Lane discussed on the call beyond what this entry reflects. He did, however, testify that he does not think they discussed post-2007 testing by the MTO; if they had, Dr. Uzarowski was certain that his notes would have reflected that.

For her part, Ms. Lane also did not recall the substance of their discussion, aside from that they must have discussed the RHVP and friction. Ms. Lane thought, without specific recollection, that she likely did receive a Hamilton contact from Dr. Uzarowski, since this was the purpose of her call. However, she did not remember receiving the contact information or who the contact was (if received). I accept Dr. Uzarowski's evidence that, had Ms. Lane requested a City contact, he would have provided Mr. Moore's information to her. However, Dr. Uzarowski also had no recollection of what information, if any, he provided.

In his testimony, Mr. Moore stated that he did not believe he spoke to Ms. Lane in 2010 about friction on the RHVP. Moreover, he stated: "I don't ever recall talking to MTO about friction on the Red Hill ever." There is some possibility that Ms. Lane contacted or attempted to contact someone at the City following her telephone conversation with Dr. Uzarowski on November 15, based on Ms. Lane's professional practices and her testimony that, if she sought and received a City contact, she would likely have followed up with that person. However, she did not have any specific recollection of actually doing so in this case.

Given the limited evidence on this issue, I conclude that the evidence does not support a finding that Ms. Lane contacted Mr. Moore in or about November 2010 to discuss the MTO 2010 friction test results.



### 3.4.6. 2011

#### 3.4.6.1. *RHVP Friction Testing Conducted in 2011*

On May 25, 2011, Mr. Marciello conducted friction testing on the RHVP. Mr. Gorman requested the testing on behalf of the Soils & Aggregates section.

Mr. Marciello circulated the 2011 results to Mr. Senior, Mr. Gorman, and Ms. Lane the day after testing was completed. He also provided adjusted results for 2010, to account for the discrepancy Mr. Marciello identified in the 2010 testing speed. Mr. Marciello's email explained the 2010 and 2011 results, and the discrepancy [underlined in original]:

Data for 2010 was collected and reported at 100km/h. That's 10km/h over all the previous years' collection speed. This would definitely explain why this SMA's performance dropped significantly last year. I made and reported an adjustment in the data below

The Hamilton site was also tested yesterday, so the attached Read only files reflect performance levels since 2007.

Overall performance in 2011 is in the low to mid 30 range

Most lanes (NBL1, SBL1 and SBL2)<sup>4</sup> within the test limits of Greenhill Ave and the CNR Overhead Structure had their average FN90 reduced by 2. This also caused some minimum values to dip below 30.

NBL2 maintained its same frictional levels when compared to 2010

**Figure 3g** sets out the adjusted 2010 RHVP average, minimum, and maximum friction numbers, by lane.

---

<sup>4</sup> This refers to Northbound Lane 1, Southbound Lane 1, and Southbound Lane 2, respectively.

**Figure 3g: Adjusted 2010 RHVP Friction Results**

Lane	Average FN	Minimum FN	Maximum FN
Southbound Lane 1	37	31	41
Southbound Lane 2	34	30	40
Northbound Lane 1	37	31	42
Northbound Lane 2	34	31	36

Mr. Marciello testified that he prepared the adjusted results by increasing the average FN in the 2010 test results by FN2 so that: Southbound Lane 1 increased from 34.9 to 37; Southbound Lane 2 increased from 32.2 to 34; Northbound Lane 1 increased from 35.1 to 37; and Northbound Lane 2 increased from 31.7 to 34. Mr. Marciello’s methodology was based on his understanding that a speed differential of 10 km/h corresponded with an increase or decrease of FN2.

**Figure 3h** sets out the 2011 RHVP average, minimum, and maximum friction numbers, by lane.

**Figure 3h: 2011 RHVP Friction Results**

Lane	Average FN	Minimum FN	Maximum FN
Southbound Lane 1	34.8	29.3	37.6
Southbound Lane 2	32.4	28.8	37.5
Northbound Lane 1	35.0	28.6	37.2
Northbound Lane 2	34.3	30.5	37.0

The 2011 results, as Mr. Marciello noted, reflected an FN decrease of almost 2 from the adjusted 2010 values, except for Northbound Lane 2.

Notwithstanding the general decline in friction values, the 2011 RHVP results were acceptable to the MTO for continued DSM-status for the Demix aggregate.

### 3.4.7. 2012

#### 3.4.7.1. RHVP Friction Testing Conducted in 2012

Mr. Marciello conducted friction testing on the RHVP on April 10, 2012. Mr. Gorman requested the testing, on behalf of the Soils & Aggregates section. Mr. Marciello emailed the 2012 results to Mr. Senior, Mr. Gorman, and Karen Smith (Head, Geotechnical Engineering, Central Region, Provincial Highways Management Division, MTO) on April 20, 2012.

Mr. Marciello’s email advised: “Other than a few FN90 hovering under 30, looks consistent with 2011.”

**Figure 3i** sets out the 2012 RHVP average, minimum, and maximum friction numbers, by lane.

**Figure 3i: 2012 RHVP Friction Results**

Lane	Average FN	Minimum FN	Maximum FN
Southbound Lane 1	34.4	28.8	37.5
Southbound Lane 2	31.2	27.8	35.2
Northbound Lane 1	35.4	28.9	37.8
Northbound Lane 2	32.7	29.2	34.5

As Mr. Marciello noted, each lane had at least one friction result below the desired FN30 level, but each lane’s average was above FN30. As such, the results were considered suitable by the MTO to continue listing the Demix aggregate on the DSM.

### 3.4.8. 2013

#### 3.4.8.1. MTO Network-Level Friction Testing

In 2013, the MTO conducted friction testing across the MTO’s roadway network as part of the MTO’s consideration of including a friction performance specification requirement in MTO contracts. The purpose of the network-level testing was to develop reasonable

performance specification requirements for friction based on representative friction values from a sample of MTO pavements. The MTO's consideration of a performance specification for friction is summarized in Chapter 1.

As a result of the demands of the network-level friction testing, the MTO did not conduct friction testing on the RHVP in 2013. However, in 2013, as described below, the City initiated a request for friction testing.

#### *3.4.8.2. Golder Requests MTO Friction Testing on the RHVP, LINC, and City Crosswalks*

As discussed in Chapter 6, in September 2013, Mr. Moore (who was then Director, Engineering Services, Public Works, Hamilton) contacted Dr. Uzarowski to request that Golder arrange for friction testing on the RHVP. In furtherance of this request, in early October 2013, Dr. Vimy Henderson (Pavement & Materials Engineer, Golder) emailed Stephen Lee (Head, Pavements and Foundations Section, MTO) to discuss whether the MTO could conduct friction testing on the RHVP for the City. Dr. Henderson's email explained that the scope of the City's request included testing along the 18 km length of the RHVP and the LINC (in all four lanes), some ramps, and some crosswalks.

Dr. Henderson contacted Mr. Lee at Dr. Uzarowski's suggestion or direction. Dr. Uzarowski explained that his "first thought" when arranging the 2013 friction testing was to contact the MTO because of the past RHVP testing done by the MTO. Dr. Uzarowski testified that, although he did not remember details, it was "very likely" that he told Dr. Henderson about the 2007 testing.

Dr. Henderson testified that, to her knowledge, she was not aware that the MTO had conducted friction testing in October 2007 at the time she spoke with Mr. Lee. She recalled learning about the MTO's October 2007 testing in or around January 2014, in the context of receiving the Tradewind friction test results. The Inquiry did not receive any contemporaneous documents that speak to Dr. Henderson's knowledge in October 2013. It is sufficient for the Inquiry's purposes to note that she did not reference past MTO testing when making the request to Mr. Lee.

Mr. Lee declined Dr. Henderson's request on October 29, 2013. He advised that the MTO was not able to accommodate the testing that season because the MTO

was behind in the network-level friction testing described above. Mr. Lee knew Mr. Marciello had no capacity to take on additional work, and thus did not speak to Mr. Marciello about the City's request before declining.

According to Mr. Lee, he was unaware of the prior MTO testing on the RHVP at the time of his email exchange with Dr. Henderson and therefore did not mention the MTO's prior testing to Dr. Henderson. Mr. Lee assumed his position as Head of Pavements & Foundations in October 2012, over four months after the 2012 RHVP testing was conducted. There was no reason why prior DSM-related testing, overseen by a different section in MERO (the Soils & Aggregates section), would have come to Mr. Lee's attention unless someone had a specific reason for informing him. I accept Mr. Lee's evidence that he most likely learned about the MTO having conducted prior friction testing on the RHVP in or around July 2014 when he received the 2014 RHVP friction test results from Mr. Marciello as described below.

In summary, based on their own evidence, neither Dr. Henderson nor Mr. Lee were aware of the past MTO testing of the RHVP when they communicated with one another about further testing in October 2013. In any event, however, reference to past MTO testing by either Dr. Henderson or Mr. Lee would not have changed the MTO's denial of Golder's request in 2013.

More significantly, as a result of the MTO's inability to conduct the requested friction testing, Golder retained Tradewind Scientific Ltd. ("Tradewind") to conduct the City's requested testing on the RHVP and LINC. One week after corresponding with Mr. Lee, Dr. Henderson contacted Tradewind to request Tradewind's testing services. The Tradewind Report, including the origins of the report, are discussed at length in Chapter 6.

### 3.4.9. 2014

#### 3.4.9.1. *RHVP Friction Testing Conducted in 2014*

Mr. Marciello conducted friction testing on the RHVP on July 12 and 23, 2014. Mr. Marciello sent the results to Mr. Senior, Mr. Gorman, and Mr. Lee on July 25. As mentioned above, this was the first time that Mr. Lee received, or became aware of, friction testing results for the RHVP.

**Figure 3j** sets out the 2014 RHVP average, minimum, and maximum friction numbers, by lane.

**Figure 3j: 2014 RHVP Friction Results**

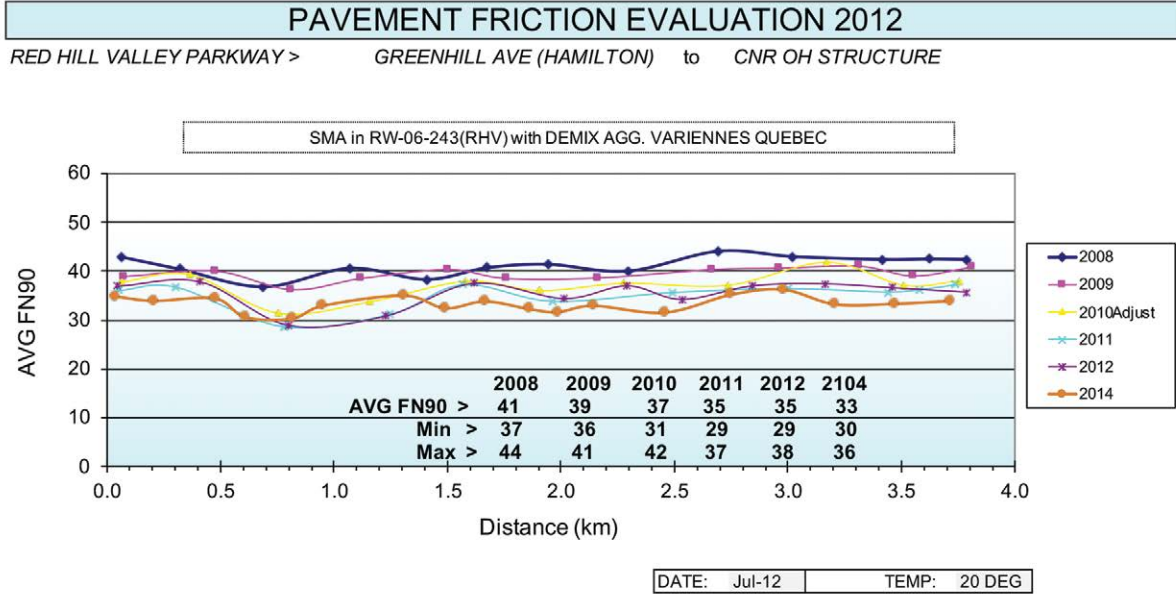
Lane	Average FN	Minimum FN	Maximum FN
Southbound Lane 1	31.7	27.4	36.2
Southbound Lane 2	30.5	26.1	34.0
Northbound Lane 1	33.2	30.3	36.2
Northbound Lane 2	30.7	27.4	33.7

Mr. Marciello's covering email stated: "4 Lanes of the Parkway were tested a few days ago. Performance shows friction levels continuing to drop." In response, Mr. Gorman stated: "I was hoping it would of [sic] stabilized at 35."

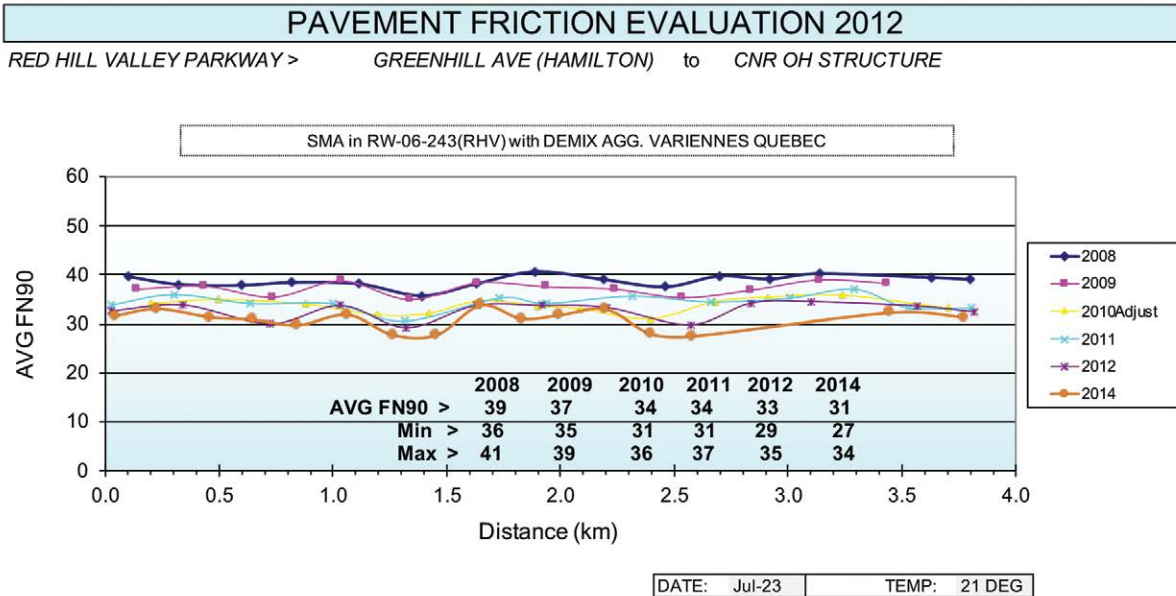
The results that Mr. Marciello sent included graphs plotting the average RHVP friction values for all years of testing for each lane; for the southbound lanes, the graphs reflect the 2007 to 2014 data and for the northbound lanes, the graphs reflect the 2008 to 2014 data. This type of historical plotting was standard in the results Mr. Marciello prepared and circulated.

The graphs for Northbound Lanes 1 and 2 and Southbound Lanes 1 and 2, respectively, are reproduced below in **Figures 3k** to **3n**. I note that the graphs say "Pavement Evaluation 2012" at the top, which is a typographical error; the titles should say 2014.

**Figure 3k: 2008 to 2014 Friction Values, Northbound Lane 1**

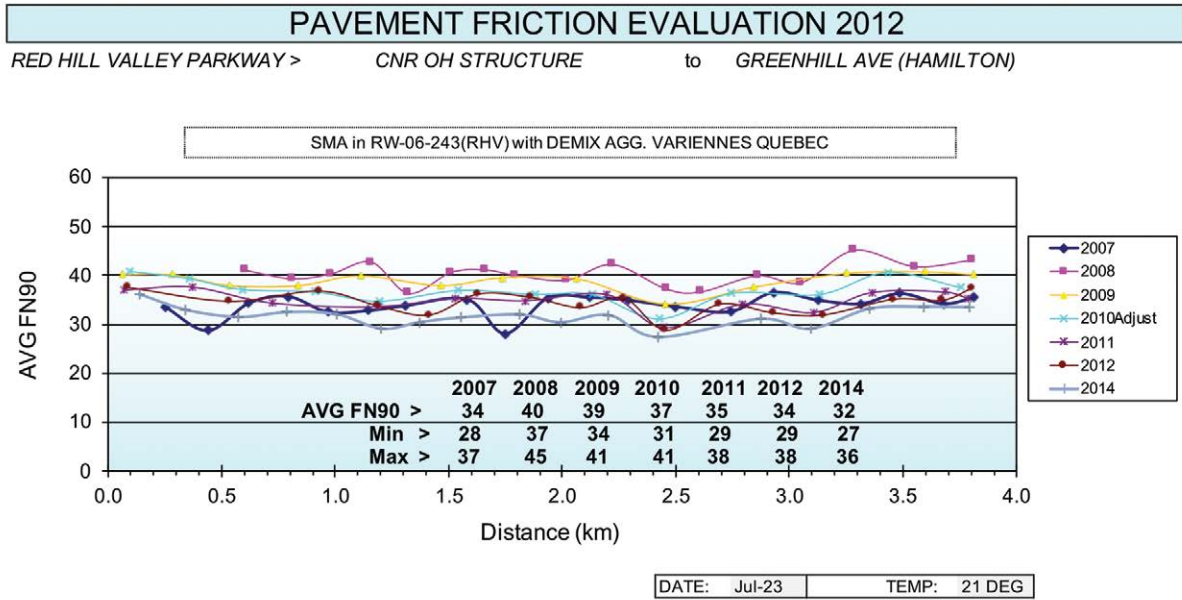


**Figure 3l: 2008 to 2014 Friction Values, Northbound Lane 2**

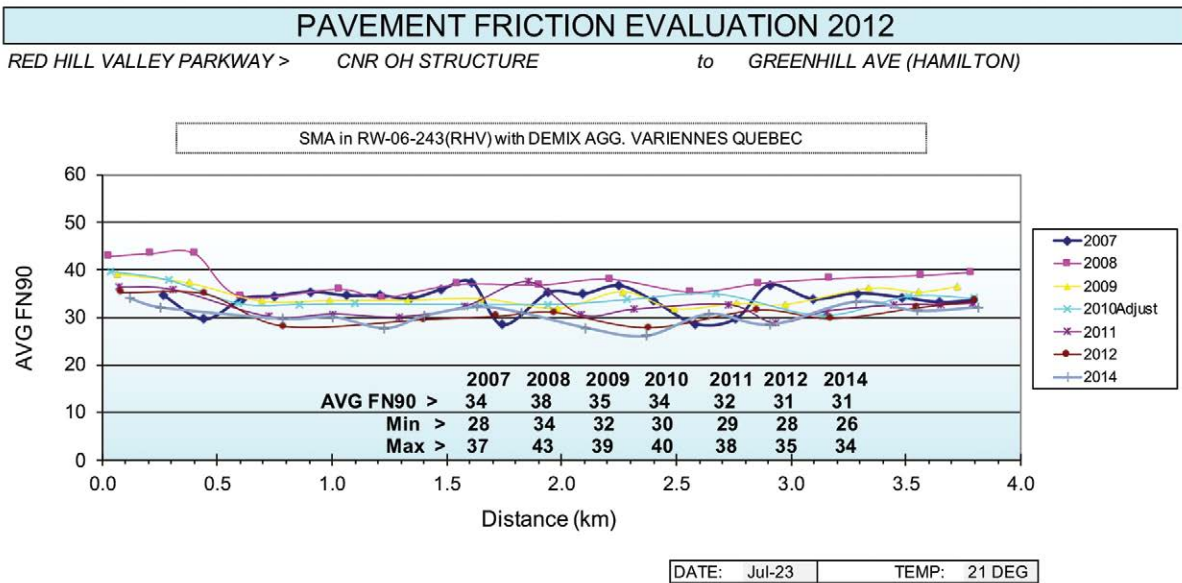




**Figure 3m: 2007 to 2014 Friction Values, Southbound Lane 1**



**Figure 3n: 2007 to 2014 Friction Values, Southbound Lane 2**



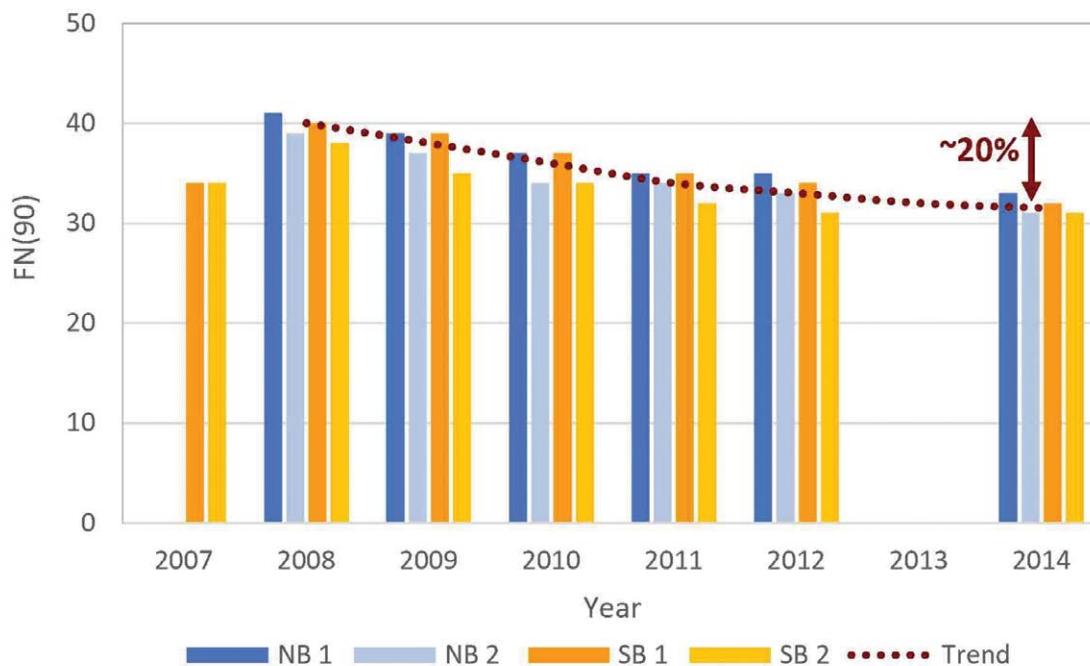
As set out in **Figure 3o**, the 2014 RHVP results reflect a decline in average friction values in all four lanes over the course of the testing period.<sup>5</sup>

**Figure 3o: 2008 and 2014 RHVP Friction Results, Comparison**

Lane	Average FN – 2008	Average FN – 2014	Overall Decline
Southbound Lane 1	40.3	31.7	8.6
Southbound Lane 2	38.2	30.5	7.7
Northbound Lane 1	41.2	33.2	8
Northbound Lane 2	38.7	30.7	8

The same trajectory in MTO friction test results is represented graphically in the Flintsch Report, reproduced as **Figure 3p**.

**Figure 3p: Trajectory of RHVP Friction Results**



<sup>5</sup> For comparison purposes, this chart reflects the decline between 2008 to 2014, since the 2007 testing reflects the early age SMA testing and only includes testing data for the two southbound lanes.

The significance of the MTO results for the purposes of the Inquiry, including the views of Dr. Gerardo Flintsch<sup>6</sup> and David Hein<sup>7</sup> (the Inquiry's and the City's friction experts, respectively) is discussed in Chapter 12.

From the perspective of continued inclusion of the Demix aggregate on the DSM list, there was nothing alarming or concerning about the 2014 friction numbers. According to the MTO witnesses, the 2014 results were still considered acceptable, although on the low end, for DSM purposes, notwithstanding the overall decline in friction values. That said, as Mr. Senior explained in his testimony, the Demix aggregate was “on the lower end of all of the...DSM material.”

In this regard, Ms. Lane recalled that, some time in 2014, Mr. Marciello and Mr. Gorman (who, as noted, was the primary person who oversaw the DSM list within the Soils & Aggregates section) came to her office with the 2014 RHVP friction test results. They wanted to speak with her about the DSM status of the Demix aggregate and discuss if the MTO remained satisfied with the Demix aggregate's performance for this purpose. By that time, Ms. Lane was the Manager of MERO, having assumed the role in April 2013, and so Mr. Senior (the Head of the Soils & Aggregates section) reported to her. Ms. Lane, Mr. Marciello, and Mr. Gorman then walked over to Mr. Senior's office to continue the discussion. The decision resulting from their conversation was to allow the Demix aggregate to remain on the DSM.

It is important, however, to emphasize that the MTO's assessment of the friction testing results was focused on whether the Demix aggregate should continue to be included on the DSM list. As discussed in Chapter 1, the MTO would have assessed the 2014 results in a different manner if the friction testing had been conducted pursuant to an MTO regional office request to investigate an area of concern. As stated in the MTO's closing submissions, “continued ‘monitoring’ for DSM list purposes (i.e., yearly friction testing) is standard procedure within the [Soils & Aggregates] section. It should not be conflated with regional staff ‘monitoring’ identified in-field issues.”

---

<sup>6</sup> Dr. Flintsch is the Director of the Center for Sustainable and Resilient Infrastructure at Virginia Tech Transportation Institute.

<sup>7</sup> Mr. Hein is the President and Principal Engineer at 2737493 Ontario Limited.

Mr. Lee, the Head of the Pavements & Foundations section since October 2012, testified that if the RHVP testing had been initiated by an MTO regional office request, based on the drop in friction values over time, the MTO would “definitely look at continuous monitoring of the result[s]”. If the friction number continued to drop, then “definitely [staff] would look at additional factors above and beyond just friction number alone.” The results of the engineering investigation and assessment would then determine whether any remedial or intervention measures were required.

There is no evidence that Ms. Lane contacted Dr. Uzarowski or anyone at the City regarding the 2014 results.

### 3.5. MTO Involvement with the RHVP from 2016 to 2019

#### 3.5.1. Demix Agrégats' DSM Status from 2015 Onwards

Friction testing was not conducted by the MTO on the RHVP in 2015 or thereafter.

Mr. Marciello and Mr. Gorman both retired from the MTO in early 2015. While it is probable that Mr. Gorman intended to conduct friction testing on the RHVP in 2015, the MTO did not have a friction tester operator after Mr. Marciello's departure until a new person was hired for the role in 2016. Accordingly, there was no one to conduct friction testing on the RHVP in 2015.

The Demix aggregate remained on the DSM until some time in 2016, when it was delisted at the request of Demix Agrégats. There is no evidence to suggest that the reason Demix Agrégats decided to delist was related to the quality of the aggregate. Internal MTO emails indicate that Demix Agrégats “removed themselves from the DSM as a business decision, since they never sell aggregate originating from Montreal and surrounding area to Ontario.” There was a modest annual fee required to maintain an aggregate on the DSM and so it is logical that an aggregate supplier would not continue to pay the fee in the absence of sales.

As a result of delisting of the Demix aggregate the MTO did not conduct friction testing on the RHVP in 2016 or thereafter.

3.5.1.1. *Hamilton Spectator Asks the MTO about RHVP Friction Testing in January 2016*

On January 22, 2016, Matthew Van Dongen (Reporter, Hamilton Spectator) emailed staff in the MTO's Communications office inquiring about friction testing conducted on the RHVP. Mr. Van Dongen wrote:

So, here's an odd question: has the MTO ever conducted friction testing on the Red Hill Valley Parkway? I know it is owned by the City of Hamilton.

But I was contacted recently by a self-identified retired engineer, who suggested the ministry has always been interested in the parkway's performance; he believed the MTO has conducted friction tests periodically over the years.

The identity of the "self-identified retired engineer" who contacted Mr. Van Dongen is unknown to the Inquiry. What prompted the email from Mr. Van Dongen is also unknown.

It is possible that this request was originally prompted by comments of Mr. Moore, the Director of Engineering Services in the City's Public Works Department, made shortly before at a Public Works Committee ("PWC") meeting on December 7, 2015. At that meeting, Mr. Moore advised the PWC that the MTO performed initial friction testing on the RHVP and that the RHVP results were "at or above" what the MTO typically expected from high-grade friction mixes. Mr. Moore also stated that "we subsequently did it [friction testing] five years after, so 2012/2013, and found that it was holding up exceptionally well". The December 7, 2015 PWC meeting is discussed in greater detail in Chapter 7.

The Inquiry did not receive any evidence establishing that the MTO responded to the Hamilton Spectator's question or that these communications ever resulted in a newspaper article. In the absence of any such evidence, I find it is likely that a response was not sent. However, the Hamilton Spectator's media request appears to have led to communications between staff at the MTO, Golder, and the City.

In the late evening on January 22, 2016, Ms. Lane emailed Dr. Uzarowski to advise that she had received a “strange media request about the performance of the Red Hill Valley Parkway”. She asked Dr. Uzarowski if he kept in touch with the City and if he was aware of any performance issues, possibly related to asphalt cement cracking. Although Ms. Lane did not have a specific recollection at the Inquiry of the media request in question, she acknowledged it was likely the same media request sent by Mr. Van Dongen.

On January 23, in response to Ms. Lane, Dr. Uzarowski advised that he would talk to the City, and provided some information to her about RHVP performance.

There is no mention of friction testing or frictional performance in any of the emails exchanged between Ms. Lane and Dr. Uzarowski. Both Dr. Uzarowski and Ms. Lane testified that their comments regarding asphalt cement may have related to other matters unrelated to friction testing that they had in common.

Dr. Uzarowski forwarded Ms. Lane’s January 22, 2016 email to Mr. Moore on January 25 at 12:26 pm. Two minutes later, Ms. Lane emailed Dr. Uzarowski again. Ms. Lane stated that she thought she should call Mr. Moore, and requested his phone number. In her testimony, Ms. Lane explained that she considered calling Mr. Moore to ask him if there were any performance issues on the RHVP. In response, Dr. Uzarowski provided Mr. Moore’s phone number and advised that he had provided her correspondence to Mr. Moore, with a call to follow.

There appears to have been no further discussion between Mr. Moore and Dr. Uzarowski on this issue, nor between Ms. Lane and Mr. Moore. Ms. Lane testified that she did not believe she contacted Mr. Moore because it would have been “overstepping” to do so after Dr. Uzarowski indicated he would call Mr. Moore: “[i]f he’s saying he’ll call him, then he’s going to follow up.”

#### *3.5.1.2. MTO Shares RHVP Friction Testing Data with City and Media in February 2019*

City staff learned about the MTO’s 2008 to 2014 friction testing on the RHVP on February 12, 2019, six days after public disclosure of the Tradewind Report to Council and to the public (discussed in Chapter 11), under the following circumstances.

On February 1, 2019, Edward Soldo (Director, Transportation Operations & Maintenance, Public Works, Hamilton) emailed Kevin Bentley (Executive Director & Chief Engineer, Highway Standards Branch, Provincial Highways Management Division, MTO), asking whether there was a person the City could contact regarding pavement friction testing and anticipated friction values for SMA pavements.

Mr. Soldo followed up with Mr. Bentley on February 11. The next day, February 12, during a telephone call between them, Mr. Bentley told Mr. Soldo about the MTO testing. Contemporaneously, Dan McKinnon (General Manager, Public Works, Hamilton) and Jasmine Graham (Communications Officer (Public Works), Strategic Partnerships & Communications, City Manager's Office, Hamilton) learned about it from Mr. Van Dongen of the Hamilton Spectator. It is evident that City staff were unaware of the 2008 to 2014 MTO testing, or the test results, at the time the Tradewind Report was discovered (in 2018) and disclosed (in 2019).

The City received the MTO's 2007 to 2014 friction test results on February 12, via an email from Mr. Bentley to Mr. Soldo. The MTO also provided the 2007 to 2014 results to the media on the same day. This was a significant deviation from the MTO's standard practice of not releasing friction test results externally, except in limited exceptions. In this instance, the direction to release the RHVP results came from the office of the Ontario Minister of Transportation.

On February 13, Mr. Bentley emailed Mr. Soldo the following background information to the MTO testing based on the information Mr. Bentley had at that time:

From what we have been able to determine so far.....

In 2007 some concerns had been identified in the province with the initial friction qualities of the SMA mix given the higher levels of AC.

As a result, at the request of the city, the 2007 testing of a 4km section that was constructed SMA was completed by MTO and results shared with the city.

No concerns were identified with the initial friction qualities.



The 2008 to 2014 testing for the same 4km section was completed to evaluate the acceptability of the stone used in the asphalt for potential use on provincial highways.

Based on a preliminary review of MTO's records, and based on the intended purpose of this testing, it would appear that these results were not shared with the city.

In the days that followed the City learning of the MTO testing, there were a number of telephone and email discussions between MTO and City staff about the MTO testing. The discussions centered on information gathering (on the City's part) and information sharing (on the MTO's part). MTO staff also compiled the relevant background information and RHVP test data to provide to the City, in keeping with a direction of Jeff Yurek (Minister of Transportation, MTO) to "review all ministry involvement with pavement testing" on the RHVP and offer technical assistance to City staff as needed.

## CHAPTER 4

# The City of Hamilton: Structure, Organization, and Consultant Relationships



## 4.1. Overview

On January 1, 2001, the City of Hamilton was created from the amalgamation of the municipalities, cities, and towns of Hamilton-Wentworth, Hamilton, Dundas, Stoney Creek, Ancaster, Flamborough, and Glanbrook.

This chapter provides an overview of the City of Hamilton’s governance structure and operational organization since that date, with particular attention to the departments, divisions, and key staff thereof, and external consultants retained by the City, who had a role in managing and maintaining the Red Hill Valley Parkway (“RHVP”) or were the subject of this Inquiry’s mandate.

The most central department was of course the Public Works department (overseen by the General Manager of Public Works), which was responsible for the construction, maintenance, and operation of the RHVP. This chapter focuses on the organizational structure and responsibilities of certain divisions, sections, and groups within Public Works during the time relevant to this Inquiry, and key Public Works staff. It provides context to understand how Public Works staff interacted within the department, with staff in other departments, with external consultants, and with Hamilton’s City Council (“Council”), as described in this Report. The divisions and sections within Public Works that were the most immediately involved in the events relevant to the Inquiry’s mandate were the Engineering Services division (overseen by the Director of Engineering Services) and the Traffic Operations & Engineering group/section (overseen by the Manager of Traffic Operations & Engineering, who reported to various senior directors and/or directors).

This chapter also describes the Legal Services division (in the Finance & Corporate Services department), which played an important role following Public Works’ receipt of a freedom of information (“FOI”) request related to RHVP friction testing in November 2018 and in the related disclosure of the Tradewind Report to Council and the public.

The City engaged a number of contractors and consultants in respect of the RHVP over the period covered by this Inquiry, including some retained through the City’s roster program, governed by the Consulting and Professional Services policy. The involvement of three firms was central to this Inquiry’s mandate: Dufferin Construction Company (“Dufferin”), CIMA+ (“CIMA”), and Golder Associates Ltd. (“Golder”).

## 4.2. Hamilton City Council

Council is made up of the Mayor and 15 City councillors, each of whom represents one of the City's wards. The Mayor and Council are elected every four years.

The *Municipal Act, 2001*, SO 2001, c 25 provides the legislative framework for the municipality and outlines the roles and responsibilities of Council and the City employees. The role of Council includes representing the City of Hamilton, developing and evaluating municipal policies and programs, delivering public services, and ensuring accountability and transparency in municipal operations.

A City by-law establishes procedures that govern proceedings of Council and standing committees of Council, including establishing the dates for regular meetings of Council. A special Council meeting may also be held outside the specified dates, generally to ratify items from a special meeting of a standing committee.

Council has a number of standing committees and sub-committees. Standing committees must meet at least once each month. Under the City's standard procedures, matters are typically discussed and voted on at the relevant standing committee or sub-committee and are subsequently brought forward at a meeting of Council for ratification purposes. Matters are typically not brought to Council in the first instance but rather go to a committee or sub-committee before going to Council.

The Mayor is an ex-officio member of all standing committees and has full voting privileges when the Mayor attends a standing committee meeting. **Fred Eisenberger** was the Mayor of Hamilton from 2006 to 2010 and 2014 to 2022. **Bob Bratina** was the Mayor from 2010 to 2014. **Andrea Horwath** succeeded Fred Eisenberger as Mayor for the Council term commencing in 2022. A chart of the individuals who held positions as Mayor or councillor during the time periods relevant to this Inquiry is included as **Figure 4c**, set out at the end of this chapter.

For purposes of this Report, I discuss only two standing committees: the General Issues Committee ("GIC") and the Public Works Committee ("PWC").

#### 4.2.1. General Issues Committee

All members of Council, including the Mayor, are members of the GIC. The mandate of the GIC includes, among other things, review and monitoring of Council's Strategic Plan and the Corporate Strategic Plan; administering the annual Capital, Rate and Operating budgets; addressing labour relations matters; and receiving briefings on legal matters involving the City and giving direction to the City Solicitor on litigation matters.

The GIC meets once each month at a minimum, but typically meets at least twice monthly. A special GIC meeting may be held outside the prescribed dates at any time or date to deal with a specific matter. Matters triggering a special GIC are typically those that are expected to require lengthy Council discussion, such as contentious litigation or potential litigation. Special GICs may be requested by senior leadership and/or councillors. At the time relevant to this Inquiry, the Mayor or two-thirds of Council had the authority to direct a special GIC. As described in Chapter 11, the Tradewind Report was disclosed to the public after a regularly scheduled meeting of the GIC on February 6, 2019.

#### 4.2.2. Public Works Committee

As its name suggests, the PWC reports on and makes recommendations to Council on the construction, operation, maintenance, and delivery of public works in the City. This includes, among other areas, maintenance of the City's roads, traffic safety, major road construction projects, and capital planning and implementation. Councillors volunteer to join the PWC. However, the Inquiry received evidence that the PWC was to be comprised of a minimum of 8 councillors. The Councillors appointed to the PWC during the time periods relevant to the Inquiry are identified in **Figure 4c** below. Staff in the Public Works department, discussed below, report to the PWC.

The PWC had, and continues to have, oversight of the RHVP and the connecting LINC.

#### 4.2.3. Staff Reports to Committees and Council

One of City staff's primary functions is to implement directions of Council or committees of Council communicated by motions. Staff reports to Council and committees are a

principal means of communication between staff and the Mayor and Council. Staff reports are the means by which staff request direction from Council and provide updates and information about outstanding action items, issues, and deliverables.

Given this Inquiry's focus and the evidence received from City witnesses (the majority of whom worked in the Public Works department), many of the practices and processes governing staff reports and implementation of direction(s) to staff discussed in this report pertain to the PWC and staff in the Public Works department.

The responsibilities of the various divisions within the Public Works department usually dictated and determined responsibility for action items arising from a motion – in other words, each director of a division in Public Works (discussed below) was expected to oversee and implement any direction that fell within their division's respective mandate. During the relevant period for this Inquiry, there did not appear to be any formal practice for determining the responsibility for a deliverable or action item that crossed divisional lines, as discussed elsewhere in this Report.

The Inquiry was advised that three types of reports are routinely submitted to the PWC, the GIC, and/or to Council:

**Recommendation Reports:** A recommendation report is written for matters that require Council approval, direction, and/or funding (that is, matters that staff do not have delegated authority to perform without approval). A recommendation report sets out staff's recommendation(s) on work to be done and/or action to be taken, the basis for staff's recommendation, the timing, and the cost.

**Information Reports:** An information report provides information and updates to Council. The purpose of an information report is to keep councillors informed about the status of a project or deliverable on the outstanding business list ("OBL"), which tracks outstanding Council requests, or for which staff has already received Council approval. Information reports do not require any action by members of Council.

**Information Update Reports:** An information update report is sent to Council as an update on an event that has occurred, such as a heads up regarding the progress or intended direction of a project. Information updates can be sent directly to members of Council via email, rather than as part of a meeting agenda package.

The OBL comprises the outstanding deliverables and follow-up items requested by Council or a committee from staff and any applicable deadlines. Legislative Coordinators in the City Clerk's Office prepare the Council follow-up notices to advise the City's Senior Leadership Team ("SLT") of Council outcomes and circulate the items or issues on the OBL to the SLT. The Council follow-up notices and OBL items are subsequently circulated to the relevant staff.

On occasion, consultant reports are appended to a related staff report (that is, a report to Council or a committee summarizing the consultant report), although no formal policy governed distribution of consultant reports during the relevant period for this Inquiry. During this period, staff had discretion to distribute or withhold consultant reports. The Inquiry heard differing views from City witnesses regarding the desirability and appropriateness of appending consultant reports to staff reports and/or providing such reports to councillors. Instances where consultant reports were and were not provided to Council as part of a staff report are discussed in Chapters 6, 7, and 11.

## 4.3. City of Hamilton Organizational Structure

### 4.3.1. City Departments

The City's structure and organization has changed a number of times since the City was amalgamated in January 2001.

At present, there are five departments at the City: the City Manager's Office, Public Works, Finance & Corporate Services, Healthy & Safe Communities, and Planning & Economic Development. Each department is headed by a general manager (except the City Manager's Office, which the City Manager oversees) and consists of multiple divisions which are, in turn, comprised of sections and groups.

### 4.3.2. City Manager

The City Manager is the Chief Administrative Officer at the City and reports directly to the Mayor and Council. The City Manager is responsible to Council for the administration of the City's affairs. They provide advice and support to the Mayor and Council for the development and implementation of Council's policies, plans, and programs, and oversee the delivery of City services and Council policies by City staff.



The City Manager leads the City's SLT, which consists of the City Manager, the general manager of each City department, the Executive Director of Human Resources, and the Director of Communication & Strategic Initiatives. All members of the SLT report to the City Manager.

**Chris Murray** served as Hamilton's City Manager from 2009 to August 2018. **Mike Zegarac** replaced Mr. Murray as City Manager on an interim basis from August 2018 until May 2019. **Janette Smith**, the current City Manager, was appointed to the role in May 2019.

#### 4.3.3. Office of the Auditor General

The City's Auditor General is appointed under a by-law pursuant to Section 223.19 of the *Municipal Act, 2001*. The Auditor General, who oversees the Office of the Auditor General (also referred to as the Audit Services division),<sup>1</sup> reports to the City Manager and ultimately to Council.

**Charles Brown** is the City's current Auditor General; he was the Auditor General during the period relevant to this Inquiry. **Domenic Pellegrini** was a Senior Auditor in the Office of the Auditor General as of 2010.

### 4.4. Public Works Department

The City describes its Public Works department as providing "the services that bring the City to life". The Public Works department provides the following essential services, among others: roads operations and maintenance, roadway safety, infrastructure rehabilitation, parks and open spaces, public transit, waste management, water services, forestry and horticulture, and corporate facility management. Maintenance of the City's public infrastructure is central to Public Works' mandate. This includes the RHVP.

At the time of writing this Report, there are eight divisions within Public Works each headed by a director: Corporate Asset Management; Corporate Facilities & Energy

---

<sup>1</sup> The terms Office of the Auditor General and Audit Services division are both used throughout this Report.

Management; Engineering Services; Environmental Services; Hamilton Water; Transit; Transportation Operations & Maintenance; and Waste Management. In addition, a director-level position of Chief Roads Official was created on a temporary basis from June 2021 until June 2023. This position is under review. **Edward Soldo** was the Chief Roads Official from June 2021 until mid-January 2023 when the position became vacant. The Chief Roads Official position is briefly described in Chapter 11.

With regard to the City's road network, the Public Works department is collectively responsible for designing roads that are safe for road users and pedestrians, and for operating and maintaining City roads in compliance with legislated standards and regulations and good operating practice. Public Works is also responsible for the planning, design, and provision of roadway rehabilitation work, and the assessment and implementation of initiatives and remedial measures to improve traffic road safety within the City.

Individual divisions of Public Works, or the sections or groups within a division, are accountable for different components of the collective responsibility of the Public Works department to provide safe, well designed, functional roadways. The divisions and groups relevant for this Inquiry's purposes, during the relevant time period for the Inquiry, are the Engineering Services division; the Operations division, later reconstituted as the Roads & Traffic division and presently the Transportation Operations & Maintenance division; and the Traffic Operations & Engineering group/section. These divisions and groups are described below.

#### 4.4.1. Reorganizations within Public Works

The Public Works department was created in 2003, during the early years of the new City of Hamilton. In the intervening 20 years, Public Works has been restructured several times. Some of the City's restructuring efforts are detailed in this chapter.

According to a Public Works business plan for 2019 to 2022, over 2200 staff are employed department wide. Between 2015 and 2021, the Public Works department underwent several organizational reviews, conducted externally and internally. The initial consultant review, which was completed from 2015 to 2016, considered the question of whether the Public Works department was too large. Ultimately, the review process determined the department was not too large, but it recommended

improvement opportunities within Public Works, including those to address “grouping, work redistribution, and layering issues that [would] allow for one General Manager of Public Works”.

According to a March 2017 staff report, a subsequent consultant review reviewed the distribution of work and responsibilities within the Public Works divisions, with the intention of providing an overview of the existing Public Works organization and its operation and identifying areas for improvement and development. This review identified several structural inefficiencies in Public Works — including issues related to grouping and levelling of work, clarity of roles, and teamwork within Public Works and across other City departments — and led to several reorganizations of the organizational structure of Public Works including the creation of the Transportation division.

A January 2019 staff report also identified and recommended several organizational structure changes within Public Works to “increase efficiencies, streamline delivery of services, and support effective collaboration”, focused largely on the Roads & Traffic division. As with the changes in 2017, the 2019 organizational changes were intended to better align work “to achieve strategic priorities and [have] the right staff, in the right roles, working at the right level.”

A March 2021 staff report described a 2020 consultant review that was undertaken to conduct a “structural health check” of Public Works. During the review, the consultant identified “an operational weakness” related to oversight of the management and operation of the City’s road network. The staff report stated:

The current organizational structure, and system of work, as it relates to managing and operating the road network is fragmented and creates organizational risk in that it permits for partial accountabilities and responsibilities, impacting quality management, financial resources and document control. There are significant risks such as instances where decision authorities are unclear, particularly in relation to the stewardship of Complete Streets and the allocation and distribution of capital within transportation infrastructure projects.

The Chief Roads Official position, discussed above, was created as a product of the 2020 consultant review.

Certain restructurings of the relevant Public Works divisions, sections, and groups are discussed later in this chapter.

#### 4.4.2. General Manager of Public Works

The General Manager of Public Works is the head of the Public Works department, and a member of the City's SLT. All Public Works staff report to the General Manager, either directly or indirectly. Since 2013, the director of each Public Works division has reported directly to the General Manager, with one exception between 2013 and 2017, when several directors in the Corporate Assets & Strategic Planning division (as it then was) reported to a senior director (for that division), who in turn reported to the General Manager.

The General Manager's role includes supporting and executing the strategic priorities of the City Manager and the SLT, consulting and liaising with members of City Council, and overall management of the Public Works department. The latter includes overseeing and assisting divisional directors with strategic planning and executing strategic plans.

Prior to 2015, City policy required the General Manager to sign off on and submit staff reports to Council. As of 2015, each divisional director, not the General Manager, signs off on and submits the staff reports submitted by their respective divisions.

**Gerry Davis** was the General Manager of Public Works from 2009 to April 2016. **Dan McKinnon** replaced Mr. Davis as the General Manager in September 2016 and served in the role until September 2021.

For the period between Mr. Davis' and Mr. McKinnon's tenures, from April to September 2016, **John Mater** held the General Manager role on an interim basis. Mr. Mater then took on the role of Associate General Manager of Public Works, a role which existed only until December 2018 when Mr. Mater retired. In the Associate General Manager of Public Works position, Mr. Mater's primary responsibility was to assist the General Manager in running and overseeing the Public Works department. In 2017, Mr. Mater held the Associate General Manager role concurrently with the role of Director of Transportation; in 2018, Mr. Mater held the Associate General Manager role on a full-time basis. Mr. Mater's scope of responsibilities was "fluid" and included leading

transportation planning-related initiatives, cross-divisional coordination related to outstanding RHVP deliverables, and quality management improvements.

#### 4.4.3. Engineering Services Division

The Engineering Services division in the Public Works department is responsible for the capital planning and capital budgeting for infrastructure and assets within the City's right-of-way, among other responsibilities. This includes planning, design, construction, and major rehabilitation of the City's road network including the RHVP. Engineering Services typically does not handle minor rehabilitation or maintenance work, such as crack sealing or patching on a road; this is the responsibility of another division, as described below.

Engineering Services is headed by the Director of Engineering Services. Prior to 2013, Engineering Services was a section within the Capital Planning & Implementation division (in 2008) and in the Environment & Sustainable Infrastructure division (2009 to late 2012 or early 2013). During these periods, the Director of Engineering Services reported to a Senior Director of the respective division. Engineering Services became its own division in Public Works in late 2012 or early 2013. Since then, the Director of Engineering Services reports directly to the General Manager of Public Works. The managers of each section within Engineering Services report to the Director.

**Gary Moore** was the Director of Engineering Services from 2009 until May 2018. Between January and May 2018, Mr. Moore and **Gord McGuire** shared leadership of Engineering Services: Mr. Moore oversaw the Design, Construction, and Waterfront Development sections and Mr. McGuire oversaw the Geomatics and Corridor Management and Asset Management sections. Mr. McGuire replaced Mr. Moore as the Director of Engineering Services on an interim basis in May 2018. In June 2018, Mr. McGuire became the Director of Engineering Services on a permanent basis, and he was in this position until late 2021.

**Figure 4a** below sets out the sections within Engineering Services and the staff in these sections that are relevant for this Inquiry.

**Figure 4a: Overview of Sections Within Engineering Services**

### Design

The Design section is responsible for the investigation, design (preliminary engineering through to detailed design and preparation of tenders), and implementation of capital infrastructure projects in the City, including roadway reconstruction and rehabilitation.

**Susan Jacob** became the Manager of Design in 2007, and held this role until February 2022, when she became the Acting Director of Engineering Services. As of 2016, **Mike Becke** reported to Ms. Jacob (indirectly and directly), first as a Project Manager and then as a Senior Project Manager in the Design section.

### Construction

The Construction section provides construction, contract administration and management, and site inspection services for capital works construction projects in the City. The Construction section's work begins after a project has passed through the Design section.

**Marco Oddi** was a Senior Project Manager in the Construction section from March 2009 until January 2016, when he became the Manager of Construction.

### Geomatics & Corridor Management

The Geomatics & Corridor Management section (formerly the Surveys & Technical Services section) provides engineering survey services for Engineering Services' projects, including preparing detailed plans and background materials. Until February 2019, lighting design and installation were part of Geomatics & Corridor Management's portfolio, through the Street Lighting & Electrical group (formerly the Street Lighting & Electrical Engineering group) within this section.

**Gord McGuire** was the Manager of Geomatics & Corridor Management from the mid-2000s until May 2018. **Mike Field** was a Project Manager and later Senior Project Manager in the Street Lighting & Electrical group (and its predecessor, Street Lighting & Electrical Engineering) from 2010 until February 2019, when

street lighting functions were transferred to the Transportation Operations & Maintenance division in a new Street Lighting group within the Transportation Operations section.

#### Asset Management

The Asset Management section is responsible for capital programming for the City's infrastructure assets, including developing the scope and funding for a project, and preparing and delivering the City's capital budget. Asset Management also creates asset management plans for City assets. With regard to the RHVP, Asset Management is responsible for the infrastructure durability of the roadway, including monitoring and preservation of the RHVP pavement condition. Condition assessments were typically performed every five years.

**Richard Andoga** was the Senior Project Manager of Infrastructure Programming (Surface) in Asset Management as of 2014, and was previously a Project Manager. In this capacity, he had management responsibility for the City's roads and bridges infrastructure.

#### 4.4.4. Operations Division, Roads & Traffic Division, and Transportation Operations & Maintenance Division

The City's Operations division and the sections within it underwent several reorganizations and name changes between 2005 and 2019. This division was known as the Operations & Maintenance division from 2005 to 2008, the Operations & Waste Management division from 2010 to late 2012 or early 2013, and the Operations division from that time until January 2018. The Operations division has not existed since January 2018. In this Report, and for the period between 2005 until January 2018, I refer to this division as "Operations". Operations was responsible for operating and maintaining the assets for which Public Works was responsible, including all roads in the City's network. The relevant section in Operations for this Inquiry's purposes was the Roads & Maintenance section, which planned and delivered operations and maintenance service programs for the City's roadways, as described in **Figure 4b** below.



From 2013, Operations was overseen by a director, who reported to the General Manager of Public Works. The managers of each section within Operations reported to the director. **Betty Matthews-Malone** was the Director of Operations from November 2014 until January 2018.

In January 2018, a new division called Roads & Traffic was established. Some (but not all) of the sections that had been in Operations were transferred to the Roads & Traffic division, and as described below, the Traffic Operations & Engineering group was also transferred to Roads & Traffic. The Roads & Traffic name reflected the principal focus of this division's mandate.

In February 2019, the Roads & Traffic division was restructured and renamed the Transportation Operations & Maintenance division. In this restructuring, the Roads & Maintenance section was reconstituted as the Roadway Maintenance section. Traffic Operations & Engineering was reconstituted as the Transportation Operations section. The Traffic Engineering & Operations group is discussed separately below in view of its significance for the matters of the Inquiry. In this Report, I refer to these divisions using their respective names during the periods in which they operated: Roads & Traffic and Transportation Operations & Maintenance.

Ms. Matthews-Malone was the Director of Roads & Traffic from January 2018 to August 2018. Ms. Matthews-Malone was replaced by **Edward Soldo** in August 2018. After the reconstitution of the Roads & Traffic division as the Transportation Operations & Maintenance division in February 2019, Mr. Soldo became the director of that division.

Both Engineering Services and Operations, and thereafter Roads & Traffic and Transportation Operations & Maintenance, had responsibility for road rehabilitation. Engineering Services was responsible for major rehabilitation and reconstruction projects while the Roads & Maintenance section (later the Roadway Maintenance section), oversaw maintenance and minor rehabilitation works. **Figure 4b** describes the focus of Roads & Maintenance.

**Figure 4b: Overview of the Roads & Maintenance Section**

### Roads & Maintenance

The Roads & Maintenance section of Operations planned and delivered operations and maintenance service programs for over 6000 lane kilometres of municipal roadways (including the RHVP), sidewalks, paved surfaces, and related surface drainage facilities. In respect of road operations, Roads & Maintenance's responsibilities includes patrolling and inspecting roads, sweeping roadways, paved surface management, and pavement repair and crack sealing.

Roads & Maintenance was divided into geographic districts, plus one after-hours district. Each district was overseen by a District Superintendent who reported to the Manager of Roads & Maintenance. Several Roads Supervisors reported to each District Superintendent. The Roads Supervisors were responsible for the roads and roadway lanes within their respective areas, which included attending at accidents and roadway incidents (including those on the RHVP) to assist with emergency closures, traffic diversions, and cleaning up of fluids or debris on roadways.

#### 4.4.5. Traffic Operations & Engineering Section/Group

Unlike Engineering Services and Operations (which were divisions), Traffic Operations & Engineering was a section or a group that existed as a constituent element of a division. It was not in itself a division. While the Traffic Operations & Engineering group has been subject to various reorganizations within the Public Works department since 2009, described below, it existed as a discrete group or section under that name from late 2012 or early 2013 to February 2019. In February 2019, its mandate was expanded to include street lighting, among other responsibilities, and it was renamed Transportation Operations. In this Report, I refer to the group as Traffic Operations & Engineering or simply "Traffic".

Traffic Operations & Engineering was responsible for roadway safety initiatives and for the design, installation, inspection, review, and replacement of traffic signs, traffic signals, and roadway pavement markings. The group's mandate was to provide

sustainable infrastructure management and to create a safe, efficient roadway system in the City, including on the RHVP.

The two subgroups within Traffic that are relevant for this Inquiry's purposes are Traffic Engineering and Traffic Operations, respectively:<sup>2</sup>

- **Traffic Engineering**, which was involved in some of the events at the center of this Inquiry's mandate, was responsible for collision analysis, speed limit reviews, traffic signal and pavement marking design, service requests from the public, and legal claims, among other matters.
- **Traffic Operations** was responsible for the installation, inspection, repair, and maintenance of traffic signals, traffic signs, parking signs, and pavement markings within the City.

Below I summarize the structural changes to Traffic between 2003 and 2019.

From 2003 until some time in 2009, the City's traffic engineering & operations functions were performed by one group, Traffic Engineering & Operations of which **Hart Solomon** was the Manager. From approximately 2009 until around late 2012 or early 2013, these functions were performed by two separate groups, Traffic Operations and Traffic Engineering, respectively, which were in different sections and divisions of Public Works. Traffic Operations was in the Energy, Fleet, Facilities & Traffic section of the Transportation, Energy & Facilities division. Traffic Engineering was in the Engineering Services section of the Environmental, Sustainable Infrastructure division.<sup>3</sup>

In late 2012 or early 2013, Traffic Operations and Traffic Engineering were again combined (along with a third subgroup Traffic Services, which is not relevant for Inquiry purposes) to create the new Traffic Operations & Engineering group ("Traffic", as

---

<sup>2</sup> There was also a third subgroup, Traffic Services, in Traffic Operations & Engineering. However, Traffic Engineering and Traffic Operations were the relevant subgroups for this Inquiry's purposes.

<sup>3</sup> During this period, Martin White was the Superintendent of Traffic Operations for the Traffic Operations group. Hart Solomon was the Manager of Traffic Engineering for the Traffic Engineering group until Mr. Solomon's retirement in 2011.

noted above). Traffic Operations, Traffic Engineering, and Traffic Services were each subgroups within the group and were overseen by a Superintendent who reported to the Manager of Traffic Operations & Engineering. Traffic was within the Energy, Fleet & Traffic section of the Corporate Assets & Strategic Planning division until February 2017. During this time, the Manager of Traffic Operations reported to the Director of Energy, Fleet & Traffic, who reported to the Senior Director of Corporate Assets & Strategic Planning.

Traffic Operations & Engineering became a section in the Transportation division when that division was created in February 2017. In January 2018, Traffic Operations & Engineering was transferred to the new Roads & Traffic division (discussed above), which then comprised some of the existing sections of the former Operations division, plus the Traffic Operations & Engineering section. In February 2019, as part of a restructuring in which Roads & Traffic became the Transportation Operations & Maintenance division, the Traffic Operations & Engineering section was renamed the Transportation Operations section (within the Transportation Operations & Maintenance division) and the street lighting functions were transferred from Engineering Services to it.

Below I highlight the staff in Traffic Operations & Engineering and the sections and divisions that oversaw Traffic during the relevant period for the Inquiry.

**Jason Worrone** was a Senior Project Manager in the Traffic Engineering subgroup from January 2015 to August 2017. **Stephen Cooper** was a Project Manager in Traffic Engineering as of at least 2013. Mr. Cooper reported administratively to Mr. Worrone during the period Mr. Worrone was the Senior Project Manager.

**David Ferguson** was responsible for Traffic Engineering from August 2013 until February 2019 in his role as Superintendent of Traffic Engineering. From February 2019 until July 2021, Mr. Ferguson was the Superintendent of the Traffic Safety group. Mr. Ferguson reported to Martin White in both capacities.

**Martin White** was the Manager of Traffic Operations & Engineering from late 2012 or early 2013 until February 2019 and the Manager of its successor, the Transportation Operations section, until April 2019. Mr. Ferguson and the superintendents of the other subgroups within Traffic reported to Mr. White.

From late 2012 or early 2013 until February 2017, while Traffic was part of the Corporate Assets & Strategic Planning division, Mr. White reported to **Geoff Lupton**, the Director of the Energy, Fleet & Traffic section, and Mr. Lupton reported to **John Mater**, the Senior Director of Corporate Assets & Strategic Planning. From February 2017 until January 2018, Mr. White reported directly to Mr. Mater who was the Director of Transportation during that period. In January 2018, when Traffic moved to the Roads & Traffic division, Mr. White reported to **Betty Matthews-Malone** who was the Director of Roads & Traffic until August 2018, and thereafter to **Edward Soldo**, initially in his role as Director of Roads & Traffic and later, as of February 2019, as Director of the Transportation Operations & Maintenance division.

Mr. Mater, Ms. Matthews-Malone, and Mr. Soldo all reported directly to the General Manager of Public Works.

## 4.5. Finance & Corporate Services Department

### 4.5.1. City Solicitor and Legal Services Division

The City Solicitor is the City's top legal official. The City Solicitor provides legal advice and legal counsel to Council and to the corporation of the City of Hamilton. In that role, the City Solicitor coordinates the City's internal legal services, provided through the Legal Services division (which the City Solicitor heads), and any external legal counsel, as required.

Since 2017, Legal Services has been a division within the Finance & Corporate Services department. The City Solicitor has a two-pronged reporting relationship: reporting directly to Council providing legal advice and/or reports on legal issues and reporting administratively to the General Manager of Finance & Corporate Services.

The structure of the Legal Services division has changed over time. For purposes of this Report, it is sufficient to note that Legal Services has two key sections: the Dispute Resolution section and the Commercial, Development & Policy ("CDP") section. Each section, comprised of staff lawyers and other legal staff, is overseen by a Deputy City Solicitor who reports to the City Solicitor. Staff lawyers report to their respective Deputy City Solicitor.

Lawyers in the Dispute Resolution section oversee a variety of litigation-related files and manage the bulk of the City's civil litigation work, in addition to providing general legal advice to other City departments and divisions.<sup>4</sup> This includes civil litigation related to or arising from motor vehicle accidents on the RHVP.

Litigation matters come to the Dispute Resolution section via the Risk Management office, a subgroup within Dispute Resolution. The role of Risk Management is discussed below. Although most claims involving the City are handled internally, some litigation is referred to external defence counsel. External referrals typically arise from resource or expertise constraints or the preference of the City's insurer.

On occasion, the Dispute Resolution section also assists client departments in responding to FOI requests. FOI-related assistance may include providing information or advice regarding potential exemptions and/or answering questions raised by the Access & Privacy Office. The City's Access & Privacy Office oversees and administers FOI responses on behalf of the City. The involvement of Legal Services in an FOI request related to RHVP friction testing received by the Public Works department on November 8, 2018 ("FOI 18-189"), and in the related disclosure of the Tradewind Report to Council and the public in late 2018 and early 2019 is discussed in Chapters 10 and 11.

In contrast to the Dispute Resolution section, the CDP section primarily handles solicitor-type work, including real estate, planning and development, corporate commercial work, contract reviews, and general and administrative advice for Council or pertaining to the *Municipal Act, 2001*.

**Nicole Auty** was the City Solicitor from February 2017 until February 2021. **Ron Sabo** has been the Deputy City Solicitor of Dispute Resolution since 2005. **Debbie Edwards** was the Deputy City Solicitor of CDP from June 2013 until April 2019.

---

<sup>4</sup> In these circumstances, the department or division receiving advice from Legal Services staff is referred to as the "client department".

**Byrdena MacNeil** was a solicitor in the Dispute Resolution section from April 2006 until December 2020; she reported to Mr. Sabo.<sup>5</sup>

#### 4.5.2. Risk Management

The role of the Risk Management office is to procure and maintain the City's insurance coverage and to administer all claims that the City receives. In practice, Risk Management functions much like an internal insurance department within and for the City. All claims that the City receives flow through Risk Management. For Risk Management purposes, claims include any complaints, concerns, and/or legal claims made to or against the City. City witnesses estimated that Risk Management receives between 1800 and 3000 claims annually.

Since April 2018, Risk Management has been part of the Dispute Resolution section and the Manager of Risk Management reports to the Deputy City Solicitor of Dispute Resolution. Prior to April 2018, the Manager of Risk Management reported to the Director of Financial Services as part of the Financial Services Division. The Risk Management staff consists of one Claims Supervisor who reports directly to the Manager of Risk Management, and several claims representatives and risk analysts who report to the Claims Supervisor.

Litigators in the Dispute Resolution section give advice to and take direction from Risk Management staff. Similarly, Risk Management staff provide direction and instruction to external counsel retained to defend claims on behalf of the City.

Claims arising from motor vehicle accidents on the RHVP were administered and overseen by Risk Management. As of around 2012, all RHVP-related claims were handled by the Claims Supervisor and, accordingly, communications with the City's defence counsel (internal or external), the City's insurers, and Public Works staff arising from RHVP litigation were handled by Diana Swaby.

---

<sup>5</sup> The Honourable Justice Byrdena MacNeil was appointed to the Superior Court of Justice in December 2020. I refer to Her Honour as "Ms. MacNeil" in this Report to reflect her pre-appointment position.



**John McLennan** became the Manager of Risk Management in June 2012, and held this position until November 2021. **Diana Swaby** was the Claims Supervisor as of 2012 and continued in that role until she became the Acting Manager of Risk Management in November 2021.

## 4.6. The City's Roster Program, Contractors, and Consultants

The City engaged a number of contractors and consultants in respect of the RHVP over the period covered by this Inquiry. The mandates of these contractors and consultants ranged from initial planning and design, construction, maintenance, and safety improvements. Below I highlight three firms whose involvement with the RHVP was central to this Inquiry's mandate.

### 4.6.1. City Procurement Policies and Roster Program

City procurements are governed by the City's procurement policy by-law. The procurement by-law included the approval authorities for contracts and the roster program for engaging consultants and other professional services. The City's roster program is used to develop a list of qualified consultants and suppliers from which City staff can select a service-provider for use in certain City contracts and assignments.

The City's Approval Authority policy establishes the authority of Council and senior staff to approve and award City procurements based on specified financial thresholds. The Approval Authority policy (set out in the City's procurement by-law) remained substantially the same from 2011 until at least 2020. Under the Approval Authority policy, the general manager of a department (or their authorized delegate) could approve procurements with a value of up to \$100,000; the City Manager (or their authorized delegate) could approve procurements between \$100,000 and \$249,000; and Council approval was required for procurements with a value of \$250,000 or more.

The City's roster program, which existed City-wide, was governed by the Consulting and Professional Services policy set out in the City's procurement policy by-law and a document entitled "Professional and Consultant Services Roster Procedures". The latter included detailed terms and conditions applicable to the City and roster

consultants. Under the 2011, 2012, and 2013 Consulting and Professional Services policies, work assignments that had an estimated procurement cost of less than \$100,000 were to be “distributed on a rotational basis as well as a ‘best fit’ basis” by the applicable roster captain. The responsibilities of the roster captains are detailed below.

In the 2016 Consulting and Professional Services policy, the allowable procurement threshold for roster assignments was increased to \$150,000. For the 2017 to 2018 and the 2019 to 2020 roster terms, and on a trial basis, Council approved a Request for Roster Quotations for Roster Assignments process to solicit and award work assignments with an estimated procurement value between \$150,000 and \$249,000.

The City used a formal Request for Rostered Candidates process, issued either every two or three years, to add consultants to roster categories. As of September 2016 (when the 2017 to 2018 roster was created), 42 separate roster categories existed. Those most relevant to this Inquiry included Category 3: Transportation and Traffic Engineering Planning, and Category 12: Geotechnical Investigation and Inspection Services.

In addition, “scoped consultants” were included in the roster. Scoped consultants were candidates that might not possess sufficient general qualifications to merit a roster candidate spot on the roster for a specific roster category, but “may possess unique expertise in a specific field, access to which may be required for various projects during the term of the [r]oster.”

The general managers of each “[c]lient [d]epartment” approved roster appointments and prepared annual reports to Council on roster assignments by consultants used and a breakdown of the total cost utilized by each roster category.

Each roster category was managed by a roster captain, whose role was, among other things, to maintain a summary of roster assignments for each category including the name of the firm, a description of the roster assignment, the dollar value of the assignment, and the City contact who was the project manager for the assignment, which was reported on a semi-annual basis to staff in the City’s Procurement office. Upon request from staff, the roster captain also selected the consultant for a particular roster assignment. Work assignments presented to rostered candidates were to be

distributed on a reasonably equitable rotational basis as well as a “best fit” basis. Roster captains were members of the City’s Roster Committee, which was responsible for upholding the principles of the roster in accordance with the roster procedures.

#### 4.6.2. Dufferin Construction Company

Dufferin is a full-service contractor in the civil construction industry. Dufferin’s corporate structure has changed over time. Presently, Dufferin is a division of CRH Canada Construction Group Inc.; Dufferin was previously a business unit of St. Lawrence Cement Inc.

Dufferin’s involvement with the RHVP was first as the grading contractor for three of the four grading contracts for the RHVP, and then as the paving contractor for the entire RHVP from mid-2006 until November 2007, when the parkway opened to the public. Dufferin was formally awarded the mainline paving contract (Contract PW-06-243) in July 2006 after a tender process. In its capacity as the paving contractor, Dufferin selected and sourced the aggregates for use in the RHVP asphalt, prepared the asphalt mix designs, and placed the asphalt on the RHVP mainline and ramps.

Dufferin had limited involvement with the RHVP after 2007. Dufferin’s involvement in the construction of the RHVP is further described in Chapter 3.

#### 4.6.3. Golder Associates Ltd.

Golder (now WSP Golder) is an independent consulting, design, and construction services engineering firm with specialist areas in earth, environment, and energy.

As discussed in this Report, Golder provided consulting services to the City related to pavement design (including for the RHVP), RHVP construction, ongoing monitoring and testing of the RHVP, and the eventual rehabilitation of the RHVP (which occurred in 2019). Golder was also involved in the resurfacing of the LINC, which took place in 2011. All of these services were provided by Golder’s Pavement and Materials Engineering Group, which operates within Golder’s Environmental practice.

Golder’s engagements for the City, specifically for the RHV Project Office and Engineering Services, between 2005 and 2019 were central to the Inquiry mandate. Over this 14-year period, Golder’s Pavement Materials & Engineering group was

retained by Mr. Moore (in his capacity as Manager of Design for the RHV Project or Director of Engineering Services) to complete the following 11 assignments and/or reports:<sup>6</sup>

- “Perpetual Pavement Feasibility Study, Red Hill Creek Expressway”, submitted in August 2005;
- “Perpetual Pavement Design Study, Phase 2, Red Hill Creek Expressway”, issued in draft in March 2006 (the “Pavement Design Study”);
- Laboratory and field testing Quality Assurance services for the paving of the RHVP ramps and mainline, beginning in mid-2006 until November 2007;<sup>7</sup>
- Periodic engagements pertaining to data collection from the pavement instrumentation and monitoring system and the traffic data system installed in the RHVP mainline pavement, beginning in November 2007;
- Phases I, II, and III of the City-wide “Pavement and Materials Technology Review”, (the “PMTR”) conducted between 2009 and 2013;
- “Red Hill Valley Parkway – Performance Review after Six Years in Service”, which included the results and related report of friction testing conducted by Tradewind Scientific Ltd. on the RHVP and LINC (the “Tradewind Report”), delivered in draft in January 2014 (the “2014 Golder Report”);
- Inertial Profiler testing on the RHVP (to identify the location of dips and bumps on the parkway), the results of which were presented on March 4, 2016;

---

<sup>6</sup> The 11 assignments identified in this section are those that are relevant to this Inquiry’s purposes, pertaining either to the RHVP or the City’s road network. Golder also provided services throughout the same period pertaining to other roads in the City and other consulting sections of Golder were also engaged by City divisions other than Engineering Services.

<sup>7</sup> Golder was retained by Philips Engineering Ltd., rather than the City, for this engagement. Philips was the City’s Contract Administrator on the RHVP mainline paving contract.

- “Evaluation of Pavement Surface and Aggregates – Red Hill Valley Parkway, City of Hamilton”, submitted in March 2019 (the “Golder Pavement Evaluation”); and
- “Red Hill Valley Parkway HIR Suitability Study”, submitted in March 2019 (the “HIR Suitability Study”).

**Dr. Ludomir Uzarowski**, a principal and Senior Pavement & Materials Engineer at Golder, was the principal contact and/or author for all the above-listed engagements. Mr. Moore was Dr. Uzarowski’s primary contact between 2005 and May 2018, when Mr. Moore retired from his role as Director of Engineering Services.

Golder was a scope consultant for Roster Category 12: Geotechnical Investigation & Inspection Services. Many of Golder’s retainers for the above-noted projects were issued through the City’s roster program.

#### 4.6.4. CIMA+

CIMA is a multi-disciplinary consulting engineering firm that operates across Canada.

Between 2013 and 2020, CIMA was retained by the City of Hamilton to complete 12 studies and assignments related to the RHVP and the LINC. All of CIMA’s engagements related to the LINC and the RHVP pertained to traffic safety and traffic engineering. The relevant assignments were:

- “Red Hill Valley Parkway Safety Review”, finalized in December 2013 (the “2013 CIMA Report”);
- “Lincoln Alexander Parkway Median Safety Study”, submitted in November 2015 (the “2015 CIMA LINC Report”);
- “Red Hill Valley Parkway Detailed Safety Analysis”, submitted in November 2015 (the “2015 CIMA Report”);
- “Lincoln Alexander Parkway / Red Hill Valley Parkway Collision Rates” memo, completed in January 2018 (the “2018 CIMA Collision Memorandum”);

- “Hamilton LINC and RHVP Speed Study”, finalized in October 2018 (the “Speed Limit Study”);
- “Detailed LINC/RHVP Illumination Review”, finalized in January 2019 (the “Lighting Study”);
- “Roadside Safety Assessment – Red Hill Valley Parkway”, completed in January 2019 (the “RHVP Roadside Safety Assessment”);
- “Lincoln Alexander Parkway / Red Hill Valley Parkway Collision Rates” memorandum, completed in January 2019 as an update to CIMA’s January 2018 memorandum (the “2019 CIMA Collision Memorandum”);
- “Red Hill Valley Parkway – Pavement Friction Testing Results Review”, dated February 4, 2019 (the “February 4 CIMA Memorandum”);
- “Red Hill Valley Parkway – Review of MTO Pavement Friction Data 2008-2014”, completed February 26, 2019;
- “Red Hill Valley Parkway Analysis”, prepared in April 2020; and
- “Review of Red Hill Valley Parkway Friction Test Results”, finalized in May 2020.

Except for the Lighting Study and the February 4 CIMA Memorandum, all of CIMA’s engagements were overseen by and delivered to staff in Traffic Operations & Engineering and/or the department overseeing this group.

CIMA’s work in relation to the RHVP and LINC was primarily conducted by staff in CIMA’s Transportation Group, which operated out of CIMA’s Burlington office. During the relevant time for this Inquiry, CIMA was a roster consultant for Category 3: Transportation & Traffic Engineering Planning services. Many of CIMA’s assignments were issued through the City’s roster program.

**Figure 4c: City of Hamilton Mayor and City Councillors, 2001 to 2022**

Elected Term <sup>8</sup>						
	2001 to 2003	2003 to 2006	2006 to 2010	2010 to 2014	2014 to 2018	2018 to 2022
Mayor	Robert Wade*	Larry Di Ianni*	Fred Eisenberger*	Bob Bratina*	Fred Eisenberger*	Fred Eisenberger*
Ward 1	Marvin Caplan	Brian McHattie	Brian McHattie	Brian McHattie*	Aidan Johnson	Maureen Wilson
Ward 2	Andrea Horwath	Andrea Horwath (until June 2004)	Bob Bratina*	Jason Farr	Jason Farr	Jason Farr*
		Bob Bratina (from October 5, 2004)				
Ward 3	Bernie Morelli	Bernie Morelli	Bernie Morelli	Bernie Morelli (until Jan 15, 2014)	Matthew Green	Nrinder Nann*
				Matthew Green		

<sup>8</sup> Membership on the Public Works Committee is indicated with an asterisk (\*) in **Figure 4c**. The Mayor is an ex-officio member of the Public Works Committee.



Elected Term <sup>8</sup>						
	2001 to 2003	2003 to 2006	2006 to 2010	2010 to 2014	2014 to 2018	2018 to 2022
Ward 4	Sam Merulla	Sam Merulla*	Sam Merulla*	Sam Merulla*	Sam Merulla*	Sam Merulla*
Ward 5	Chad Collins	Chad Collins*	Chad Collins*	Chad Collins*	Chad Collins*	Chad Collins* (until September 20, 2021)
Ward 6	Tom Jackson	Tom Jackson*	Tom Jackson*	Tom Jackson*	Tom Jackson*	Tom Jackson*
Ward 7	Bill Kelly	Bill Kelly	Scott Duvall	Scott Duvall*	Scott Duvall* (until October 22, 2015)	Esther Pauls*
					Donna Skelly (from March 30, 2016 - June 27, 2018)	
					Terry Anderson (from August 17, 2018)	
Ward 8	Frank D'Amico	Terry Whitehead	Terry Whitehead	Terry Whitehead*	Terry Whitehead*	John-Paul Danko*
Ward 9	Anne Bain	Phil Bruckler*	Brad Clark	Brad Clark	Doug Conley*	Brad Clark

Elected Term <sup>8</sup>						
	2001 to 2003	2003 to 2006	2006 to 2010	2010 to 2014	2014 to 2018	2018 to 2022
Ward 10	Larry Di Ianni	Maria Pearson	Maria Pearson	Maria Pearson	Maria Pearson	Maria Pearson*
Ward 11	David Mitchell	David Mitchell*	David Mitchell*	Brenda Johnson	Brenda Johnson	Brenda Johnson
Ward 12	Murray Ferguson	Murray Ferguson*	Lloyd Ferguson*	Lloyd Ferguson*	Lloyd Ferguson*	Lloyd Ferguson*
Ward 13	Russ Powers	Russ Powers (to June 2004)	Russ Powers*	Russ Powers*	Arlene VanderBeek*	Arlene VanderBeek*
		Art Samson (from October 5, 2004)				
Ward 14	Dave Braden	Dave Braden*	Robert Pasuta	Robert Pasuta*	Robert Pasuta*	Terry Whitehead*
Ward 15	Margaret McCarthy	Margaret McCarthy*	Margaret McCarthy*	Judi Partridge	Judi Partridge	Judi Partridge

## CHAPTER 5

# Hamilton's Road Safety Programs and Asset Management, and the RHVP from 2007 to 2012



## 5.1. Overview

This chapter covers the time period from 2007 to 2012. It sets out significant events for the first five years of the operation of the RHVP, which included significant flooding events in July 2009 and July 2010 and the experience of much higher traffic volumes on the RHVP than had been anticipated prior to its opening.

During these first years that the RHVP was in operation, the Mayor, councillors, and City staff began receiving complaints from members of the public about safety concerns arising from the driving experience on the parkway. This chapter addresses complaints of drivers' inability to see pavement markings and roadway delineators, particularly in the dark or during inclement or snowy weather conditions; lack of lighting on certain portions of the RHVP, such as the area where the RHVP connects with the LINC at the south-east end of the parkways; potential or perceived slipperiness of the road surface; and improper or inadequate signage.

This chapter also addresses relevant road safety initiatives and programs implemented by the City during this time. These included the City's network screening programs, collision countermeasures program, Traffic Safety Status Reports, and Hamilton Strategic Road Safety Program. Many of these traffic safety initiatives and road safety programs were on hiatus or significantly diminished for several years following retirement of the Manager of Traffic Engineering in 2011 and reorganization of staff engaged in traffic safety. It also describes the Hamilton Transportation Master Plan ("TMP"), which was used to guide the City's overall transportation planning needs, timing, and budgeting, and the City's asset management program and the related State of the Infrastructure ("SOTI") Reports, in which roads and traffic assets (and other City infrastructure) were reviewed and assessed.

Finally, this chapter outlines Golder's three-phase project referred to as the Pavement and Materials Technology Review (the "PMTR"). The PMTR focused on reviewing the different road pavement technologies and materials the City used on City roads, the City's practices, and recommended improvements. The PMTR originated from the concerns of Gary Moore (Director, Engineering Services, Environment & Sustainable Infrastructure Division, Public Works, Hamilton) about the quality and performance of the City's newly constructed and rehabilitated pavements, and had the long term objective of improving pavement performance.

## 5.2. Significant Events in the RHVP's First Five Years of Operation

### 5.2.1. Flooding on the RHVP in 2009 and 2010

The RHVP experienced significant flooding in July 2009 and July 2010, following heavy rainfalls in the City.

After the rain and flooding in July 2010, Gerry Davis (General Manager, Public Works, Hamilton) emailed the Mayor and Council about the flooding issues in the City. Mr. Davis noted that flooding on certain sections of the RHVP, which had resulted in closure of the parkway, was caused by a stormwater retention pond that had overflowed. Mr. Davis advised that the RHVP flooding was “not a result of any engineering/design issues” or the Red Hill Creek.

Between August and December 2010, at the suggestion of Council, staff considered signage on the RHVP and the LINC to alert drivers to potential closure of the RHVP during heavy rainfall due to flooding. Ultimately, City staff did not implement the signage.

The evidence the Inquiry received suggests the floods in July 2009 and July 2010 may have affected the performance of the RHVP pavement.

Dr. Ludomir Uzarowski (Principal, Pavement & Materials Engineering, Golder), Dr. Vimy Henderson (Pavement & Materials Engineer, Golder), and Mr. Moore co-authored a 2011 technical paper about the RHVP. They noted that significantly increased moisture levels had been observed in the pavement's subgrade, and that pavement distresses, including rutting, were anticipated to develop if the subgrade layer of the RHVP perpetual pavement became wet.

In addition, the subsequent report prepared by Golder as a six-year review of the RHVP (referred to as “the 2014 Golder Report”) identified slight to moderate distortions in the pavement, which Golder theorized were the result of the prior floods. Golder anticipated that the floods had worsened the subgrade conditions and caused a few areas of localized depressions. The 2014 Golder Report and Golder's findings therein are discussed at length in Chapter 6.

### 5.2.2. The RHVP Experiences Higher than Anticipated Traffic Volumes

As discussed in Chapter 2, the City installed a pavement response system and a traffic monitoring system in the RHVP mainline pavement during the construction of the RHVP. Golder was involved in the installation of these systems and entered into a contract with the City to perform data analysis and reporting for a three-year period following installation. In the years after the RHVP opened in November 2007, the parkway had much higher traffic volumes than had been anticipated prior to the RHVP's opening. Documents that the Inquiry received indicate that prior to opening, the RHVP's anticipated annual average daily traffic ("AADT") was 30,000 or 40,000 vehicles in the first year of operation, and was expected to increase to 90,000 or 100,000 by the fiftieth year of operation (2057). In fact, the traffic levels on the RHVP far exceeded these estimates.

In their 2011 paper, Dr. Uzarowski, Dr. Henderson, and Mr. Moore referenced traffic loading data obtained from the RHVP pavement monitoring system. This data indicated an AADT of approximately 70,000 vehicles by 2011. This reflected a 15% growth rate based on an estimated initial AADT of 40,000, as compared to the growth rate of 1.8% anticipated before the RHVP opened. The paper forecast that traffic growth would continue to increase at higher than anticipated levels in the future. The 2014 Golder Report also noted the increased amount of traffic on the RHVP following opening.

The higher than anticipated RHVP traffic volumes were of significance. As one might expect, more traffic means more wear and tear on the roadway, and an expedited depreciation of the roadway asset. These much higher than anticipated traffic volumes were among the factors that led to the first resurfacing of the RHVP much earlier than originally anticipated.

### 5.2.3. Resurfacing of the LINC in 2011

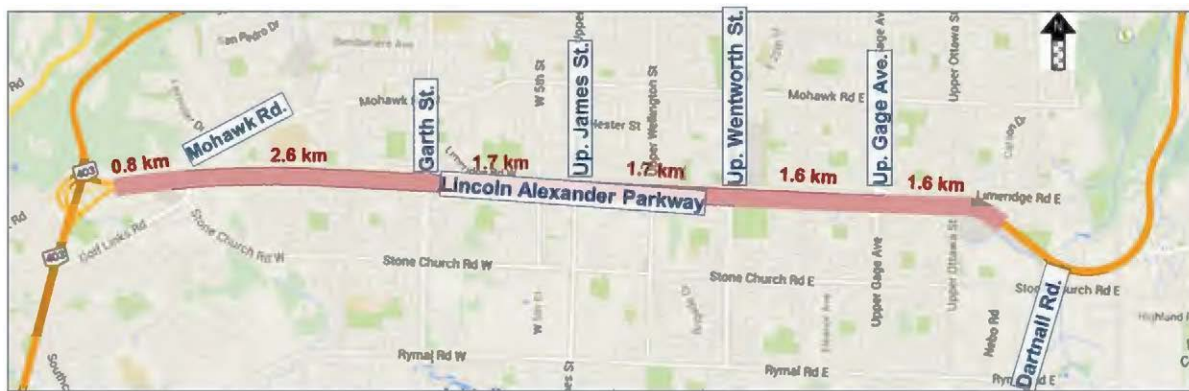
The LINC was resurfaced in 2011. The LINC resurfacing project was tendered in early 2011 and repaving was completed on July 22, 2011. By that time, most of the LINC had been in service for approximately 14 years, since 1997, and the LINC extension from Dartnall Road to Mud Street had been in service for 12 years, since 1999. The

Inquiry received evidence that the decision to resurface the LINC was made by the Asset Management section in Engineering Services.

The LINC was resurfaced using a traditional mill and overlay, in which the top 50 mm of the LINC's existing surface course was removed and replaced with a new layer of Superpave 12.5 FC2. The new layer differed from the original surface course (which was a modified HL-1 mix) and from the SMA mix used for the RHVP surface course. The limits of the LINC resurfacing were from Highway 403 (to the west) and at or near the Mud Street interchange (to the east). The Request for Tender for the LINC resurfacing contract (Contract No. PW11-07(H)) described the project limits as 755 m west of the Mohawk Road/Golf Links Road interchange to 600 m east of the Dartnall Road interchange. As I understand it, this would have included all of the LINC sections paved in 1997 and all or most of the LINC sections paved in 1999, but did not include the Dartnall Road interchange ramps. No alterations were made to the mainline lane widths or configuration, or to the guiderail on the LINC during the resurfacing.

**Figure 5a** is an annotated map prepared by CIMA for the City in CIMA's November 2015 report, entitled "Lincoln Alexander Parkway Median Safety Study" (the "2015 CIMA LINC Report"). This map provides some visual context and reference for the 2011 LINC resurfacing and the areas that were included in that project. The street name labels and distance markers appear to have been added by CIMA for its purposes in the 2015 CIMA LINC Report, and are not related to the LINC resurfacing. In addition, the Mud Street interchange, which is not reflected on the map, is to the east of Dartnall Road (to the right of Dartnall Road in **Figure 5a**).

**Figure 5a: Map of the LINC**





Rankin Construction was the paving contractor. Golder was retained to perform quality assurance testing and inspection for the LINC resurfacing project. Dr. Uzarowski was the project manager. Andro Delos Reyes (Senior Pavement & Materials Geotechnical Technologist, Golder), who had been the site supervisor for the RHVP paving, was also on the project team. The City Engineering Services staff involved in the LINC resurfacing project included Marco Oddi (Senior Project Manager, Construction Management, Construction, Engineering Services, Environment & Sustainable Infrastructure Division, Public Works, Hamilton), Susan Jacob (Manager, Design, Engineering Services, Environment & Sustainable Infrastructure Division, Public Works, Hamilton), and Mike Becke (Project Manager, Design, Engineering Services, Environment & Sustainable Infrastructure Division, Public Works, Hamilton).

#### 5.2.4. Councillors and City Staff Receive Complaints about the RHVP

In the years after the RHVP opened, the Mayor, councillors, and City staff received complaints from members of the public about safety concerns arising from the driving experience on the parkway. Staff received complaints directly and through councillors. Councillors passed along constituents' complaints and suggestions for improvements for consideration by staff and asked for assistance from staff to provide responses to constituents. As Mr. Moore explained in his testimony at the Inquiry hearings, staff were often in "feedback mode" when responding to councillors, unless councillors raised issues at Committee or Council meetings or gave specific requests for staff to take action. According to Mr. Moore, when councillors contacted staff about the RHVP, staff typically provided them with the rationale for why a certain element existed on the parkway.

Complaints from the public related to, among other issues, drivers' inability to see pavement markings and roadway delineators,<sup>1</sup> particularly in the dark or during inclement or snowy weather conditions; lack of lighting on certain portions of the RHVP,

---

<sup>1</sup> The MTO's Ontario Traffic Manual (March 2000) defines delineators as "small, retroreflective devices erected in a series to guide drivers. They are placed...on the edge of the traveled portion of the roadway (in urban areas). Delineators describe the horizontal alignment of the roadway and help the driver to identify its limits. Delineators are guidance devices".

such as the area where the RHVP connects with the LINC at the south-east end of the parkways; potential or perceived slipperiness of the road surface; and improper or inadequate signage. In his testimony at the Inquiry, Councillor Tom Jackson (Ward 6, Hamilton) recalled darkness and perceived slipperiness as the two primary topics of concern as of late 2012 and early 2013.

Constituents also suggested or requested improved signage in certain locations; installation of lights in the area of the Mud Street/Stone Church Road interchanges and the Greenhill Avenue interchange; installation of reflective in-laid lane markings to improve lane visibility; and installation of more prominent curve markings, such as reflective flags or poles.

#### *5.2.4.1. City Staff Investigate RHVP Complaints and Areas of Concern*

Beginning in 2008, City staff discussed and took steps to address RHVP-related safety concerns, including considering potential improvements to the parkway. Some of these aligned with those suggested by constituents.

In December 2008, staff reviewed the area in and around the Mud Street interchange to consider adding delineators to the area and to address lighting-related concerns that had been raised. In early 2009, staff in the Street Lighting group reviewed the collision history associated with the Mud Street interchange and concluded that there was no demonstrated relationship between lighting (or lack of lighting) and collisions that occurred in the area. However, staff in a different group later decided to add speed advisory signs and chevron delineation to that area. There was no evidence before the Inquiry as to why staff decided to proceed with the chevron delineation and speed advisory signs. Emails amongst staff also indicate that as of early 2009, just over one year after the RHVP opened, many of the existing delineators had been knocked down due to collisions or by snowplows.

In early 2010, Traffic Engineering staff conducted a collision review of the area where the LINC and RHVP met, around/between the Dartnall Road and Stone Church Road interchanges, to identify “sideswipe or...other collision[s] whereby motorists were confused by lane markings or lack of visibility of markings”. Staff determined from the review that, of the 27 collisions in that area, 10 were caused primarily by sideswipe or improper lane changes. Staff attributed those 10 collisions to drivers having been

unable to see pavement markings in the dark or under rain or wet conditions. Staff discussed “poor pavement markings” on that section of the RHVP and LINC and considered the possibility of increasing the pavement line painting program to twice annually.

Also in 2010, staff discussed an observed “kink” on the RHVP, which was a flat spot in the pavement markings in the curve where the RHVP and LINC joined where there should have been a pure circular curve. In an email discussing the kink, Hart Solomon (Manager, Traffic Engineering, Engineering Services, Environment & Sustainable Infrastructure Division, Public Works, Hamilton), advised that although the “error in the layout [was] clear”, changes could not be achieved without widening the shoulder and relocating the existing edge-line rumble strip, neither of which were justified from a cost perspective based on the collision history. CIMA also observed the kink in the project that became the 2013 CIMA Report, discussed in Chapter 6.

#### 5.2.5. Public Works Reorganizations and Departure of Senior Traffic Engineering Staff

As noted in Chapter 4, as of some time in 2009 until late 2012 or early 2013, Traffic Engineering and Traffic Operations (which had previously existed as the Traffic Engineering & Operations group) were separate groups within the Public Works department. During this period, Traffic Engineering was in the Engineering Services section and Traffic Operations was in the Energy, Fleet, Facilities & Traffic section.

As Manager of Traffic Engineering, Mr. Solomon and his Traffic Engineering group oversaw the City's network screening programs, collision countermeasures, and Traffic Safety Status Reports, discussed below, among other initiatives. During this period, Mr. Solomon reported to Mr. Moore, the Director of Engineering Services, until Mr. Solomon's retirement in 2011. As detailed below, the Inquiry received evidence that many of these traffic safety initiatives were on hiatus for several years following Mr. Solomon's retirement.

As the Superintendent of Traffic Operations during this period, Martin White (Superintendent, Traffic Field Operations; Energy, Traffic Operations & Facilities; Transportation, Energy & Facilities Division; Public Works, Hamilton) managed only the operations and maintenance of signs, traffic signals, and pavement markings;

he had no responsibility for the engineering of traffic facilities at that time. Those responsibilities belonged to Traffic Engineering.

In late 2012 or early 2013, Traffic Engineering and Traffic Operations were reunified as the Traffic Operations & Engineering group in the Energy, Fleet & Traffic section of the Corporate Assets & Strategic Planning division. The effect of this restructuring was that traffic engineering functions were moved out of Engineering Services. Mr. White oversaw this group as Manager of Traffic Operations & Engineering. Mr. White's evidence was that it took some time for the safety programs that were formerly under Mr. Solomon's group to become re-established once Traffic Operations & Engineering was formed. The City, in its closing submissions to the Inquiry, described the hiatus of these safety programs as due to personnel issues. While this may be true, the result was a significant diminution of the City's road safety programs in the years after Mr. Solomon retired in 2011.

The work of the Traffic Operations & Engineering group, overseen by Mr. White, is discussed extensively in the chapters that follow.

## 5.3. Other City Pavement and Road Safety Initiatives from 2007 to 2012

### 5.3.1. Traffic Safety Programs Run by Traffic

Three of the traffic safety programs and initiatives overseen by the Traffic Engineering & Operations group (as it was until 2009) and the Traffic Engineering group (from 2009 until late 2012 or early 2013), referred to collectively in this section as "Traffic", were the Hamilton Strategic Road Safety Program, the Traffic Safety Status Reports, and the collision countermeasures program. Each are described below.

#### 5.3.1.1. *Hamilton Strategic Road Safety Program*

The Hamilton Strategic Road Safety Program existed in the City from around the time of amalgamation in 2001. In 2007, Council approved an annual reporting process for the Hamilton Strategic Road Safety Program, under which staff was directed to report its actions under the program and its findings annually in August or September

of each year. Staff was also directed to develop a strategic action plan to support the Hamilton Strategic Road Safety Program.

The Hamilton Strategic Road Safety Action Plan (the "2009 Action Plan") was issued in April 2009. The mission of the 2009 Action Plan was to reduce property damage and injury resulting from collisions. Its primary goal was to reduce fatal, personal injury, and property damage collisions by 10% every three years, beginning in 2009. The 2009 Action Plan was intended to be used by several stakeholders, including the Public Works department, the City's emergency services, and the MTO, as a working document that would be regularly updated to reflect new goals, safety programs, and collision data.

The 2009 Action Plan identified three primary areas of emphasis that contributed to the largest number of collisions in the City between 2003 and 2007: aggressive driving, intersections, and vulnerable users. The Action Plan intended to prioritize resources for actions to address the three primary emphasis areas.

The Hamilton Strategic Road Safety Program was, however, dormant from some time after the 2009 Action Plan was released in 2009 until mid-2014. A staff report submitted to the Public Works Committee ("PWC") in August 2014, titled "Re-establishment of the Hamilton Strategic Road Safety Program", stated "[d]ue to staff turnover and lack of a champion, implementation of the...Hamilton Strategic Road Safety Program has been limited". Recommendations in the staff report included hiring staff and allocating funding to the Hamilton Strategic Road Safety Program. As part of reviving the program, the staff report listed several areas for the Hamilton Strategic Road Safety Program to consider focusing its efforts, including undertaking a detailed collision analysis. The Hamilton Strategic Road Safety Committee was re-activated in March 2015. Annual reporting appears to have been subsequently reinstated, as evidenced by updates that Council received in April 2016 and June 2017, pertaining to 2015 and 2016, respectively.

#### 5.3.1.2. *Traffic Safety Status Reports*

Prior to 2007, the City published data about collisions in Traffic Safety Status Reports. The Traffic Engineering & Operations group (later the Traffic Engineering group, in 2009 and 2010), overseen by Mr. Solomon, prepared the Traffic Safety Status

Reports. The Traffic Safety Status Reports were published in two volumes: the first volume, published every year or every other year, summarized the police-reported collision data and trends for the year of publication (for instance, data specific to 2007 for the 2007 Traffic Status Safety Report); the second volume, published every three years, provided information on drivers, vulnerable road users (including pedestrians and cyclists), pedestrian behaviour, and road and weather conditions on a three-year average.

The intention of the Traffic Safety Status Reports was to provide factual information to the agencies and individuals concerned with the safety of the City's roadway transportation system. During the period from 2007 to 2012, the City published three Traffic Safety Status Reports: the 2007 Traffic Safety Status Report, the 2009 Traffic Safety Status Report, and the 2010 Traffic Safety Status Report.

The reports referenced the City's network screening program, which was run by the Traffic Engineering & Operations group, starting in 2000. The network screening program comprehensively reviewed and ranked sections of the City's road network to see trends in collisions in terms of location and type of road group. Sections of the LINC and RHVP were one road group; the LINC on- and off-ramps were two of the other road groups (of which there were a total of 12 types). The goal was to use a risk analysis methodology to identify locations where programs or techniques to reduce collision frequency could be applied.

Each of the 2007, 2009, and 2010 Traffic Safety Status Reports listed the 60 locations that ranked the highest in the City's network screening overrepresentation ranking. The RHVP, which had newly opened, was not included in the 2007 ranking. However, the 2009 and 2010 Traffic Safety Status Report rankings listed the "Mud: Mud SB – EB off ramp – RHVP" as the fourth highest over-represented collision area, based on 2005 to 2009 collision data. The overrepresentation ranking reflected locations which exceeded the expected number of collisions for the respective roadway group and "further experienced an overrepresentation of causal factors" for 2005 to 2009. The overrepresentation ranking identified 23 collisions as having occurred at the Mud Street southbound-eastbound off-ramp.

After 2010, the City did not publish network-wide annual collision data again until early 2019, when the City published the 2017 Annual Collision Report, discussed in Chapters 9 and 11.

#### 5.3.1.3. *Collision Countermeasures Program*

The City established a collision countermeasures program in 2004. Through the program, staff in the Traffic Engineering & Operations group (later the Traffic Engineering group) proactively reviewed locations on the network screening list that had relatively high collision rates to identify potential countermeasures to mitigate collisions. All staff in the Traffic Engineering group and the Hamilton Police Service were involved in the collision countermeasures program.

The high-ranking locations were divided amongst Traffic Engineering staff, who met every other month as a group to present on the locations. At the collision countermeasures meetings, staff presented and discussed recommendations for countermeasures that they felt were appropriate for the location under review.

As I understand it, the program's focus shifted from year to year – for instance, the Inquiry received evidence that in one year the program focused on vulnerable road users, and, in particular, the top locations that identified issues with vulnerable road users.

The southbound-eastbound Mud Street off ramp on the RHVP, noted in the Traffic Safety Status Reports above, was discussed at a collision countermeasures review meeting on March 31, 2010. A slide presentation prepared for this meeting indicated that 25 collisions had occurred on the ramp since the RHVP opened in November 2007 and the ramp was ranked as the 64<sup>th</sup> highest collision area overall based on 2004 to 2008 collision data. One slide described the ramp as slippery when wet. Another slide contemplated rumble strips and the installation of signage and markings as short term solutions, and the installation of street lighting and jersey wall barriers as potential long term recommendations. The Inquiry did not receive any evidence regarding the outcome of the March 31, 2010 discussion. CIMA also reviewed this ramp in the project that led to the 2013 CIMA Report, discussed in Chapter 6.

As discussed above, the collision countermeasures program did not run from sometime in 2011 (when Mr. Solomon retired from the City) until 2018.



### 5.3.2. Hamilton Transportation Master Plan

Council approved the TMP in 2007. The purpose of the TMP was to “guide the City’s overall transportation planning needs, timing, and budgeting to 2031” and to guide planning needs for certain areas in the City. The TMP was a policy document setting out the framework for future growth of the City’s transportation network. A March 2010 working draft of a TMP Implementation/Monitoring Program (“TMPI”) described the purpose of the TMPI as including the development of a “performance monitoring program for tracking the implementation of ... policies, infrastructure improvements and periodic measurements of progress towards achieving the vision, goals and objectives” of the TMP.

One of the City’s seven key transportation objectives was to offer safe and convenient access for individuals to meet their daily needs. For this objective, the TMPI proposed to monitor the following road safety indicators, among others: road injuries, road fatalities, reported pedestrian collisions, and reported cyclist collisions. City staff circulated a summary of the existing City-wide data for these indicators (and others) in March 2010.

The draft 2010 TMPI report listed proposed short term, medium term, and long term road infrastructure improvements; the short term were anticipated between 2007 and 2011, medium term between 2012 and 2021, and long term beyond 2021. For each project, the list noted the nature of the anticipated work, the total cost, and the applicable class of environmental assessment. The listed works appear to have been structural changes, such as road widening or creation of a new road, rather than maintenance or rehabilitation activities. The Inquiry received documentary evidence that suggests that the TMPI was updated annually to reflect and track how the City progressed in implementing TMP objectives.

Council also received periodic updates on the TMP from staff. In February 2015, staff presented a TMP five-year review and update to the General Issues Committee (“GIC”). As discussed in Chapter 7, in December 2015, on recommendation from staff, Council deferred the implementation of certain medium and long term RHVP countermeasures recommended in the 2015 CIMA Report pending the outcome of a TMP review in progress. In August 2018, the GIC received that TMP review and update from staff.

### 5.3.3. Asset Management Program and State of the Infrastructure Reports

The City established an asset management program in 2001, which was overseen by the Asset Management section. The asset management programs were based on and guided by the following seven questions: (1) what do you have? (2) what is it worth? (3) what condition is it in? (4) what do we need to do to it? (5) when do we need to do it? (6) how much money do we need? and (7) how do we achieve sustainability?

In 2005 and 2006, the City released the first "Life Cycle State of the Infrastructure Report on Public Works Assets"<sup>2</sup> and related report card to evaluate the existing state of various public works assets. Later SOTI reports were released in 2011 and 2016 and SOTI reports specific to the City's road network and traffic systems were released in May 2011, August 2014, and January 2017. The Inquiry received documents that suggest that, as of 2014, the City's SOTI reports may have been a component of the City's newly issued Asset Management Plan, which the City was required to submit for provincial funding.

The SOTI reports were prepared through a series of interviews with City staff. In many years, Richard Andoga (Senior Project Manager, Infrastructure Programming, Asset Management, Engineering Services, Environment & Sustainable Infrastructure Division, Public Works, Hamilton) coordinated these interviews. Stantec and R.V. Anderson Associates were the City's consultants on the SOTI reports.

The purpose of the SOTI reports was to measure and report the effectiveness of the City's management practices pertaining to the physical condition of infrastructure, the capacity of infrastructure to service peak demand, and the availability of funding to address infrastructure needs. The reports were seen as a tool to identify "issues and trends facing the management of public works infrastructure and services on a sustainable basis".

The 2009 SOTI report stated that roads and traffic was the City's largest single asset category having an estimated infrastructure value of \$4.4 billion and accounting for

---

<sup>2</sup> The 2005 and 2006 report and subsequent iterations of the report released in later years are each referred to in this Report as a "SOTI report". "SOTI" refers to State of the Infrastructure.

32% of Public Works' total assets. Roads and traffic received a D- rating in the 2009 infrastructure report card, which was down from the 2005/2006 ratings of D for roads and C for traffic. The report card noted the following major factors for the D- rating were “[c]apacities managed by major concern for backlog and lack of reliable funding.” The City’s expressways, urban arterial roads (major and minor), and urban collector roads, collectively, received a D rating. The 2009 SOTI report also identified a \$96 million deficit between the City’s average life-cycle capital investment requirement and the actual 2008 capital investment for roads and traffic.

The 2011 SOTI report, entitled “City of Hamilton State of the Infrastructure Review – Road Network and Traffic Systems”, focused entirely on the City’s road network and traffic system. This report was the result of a direction from the PWC to staff after the 2009 SOTI was presented. Staff were directed to report back on the implications and funding needed to move the roads and traffic infrastructure from the D- rating to a B+ rating. The 2011 SOTI report reflected an overall condition index (“OCI”) of 100 for the RHVP.<sup>3</sup> This was higher than the City road network OCI (55.8) and the expressway network as a whole (79.5). The 2011 SOTI report reflected overall ratings for the City’s road network, structures, and traffic system were D+, C-, and D+, respectively, in 2009 and D+, B+, and D+, respectively, for 2010. The “Recommended Best Practices” section included in the report outlined several preventative maintenance strategies the City could consider, including crack sealing, microsurfacing, and slurry seal.

#### 5.3.4. Golder’s Three-Phase Pavement and Materials Technology Review

Following completion of the RHVP, Engineering Services retained Golder for pavement-related projects in Hamilton. It appears from these projects, and those discussed later in this Report, that Golder became one of the City’s principal consultants on pavement-related projects during the period relevant to this Inquiry.

---

<sup>3</sup> The OCI is comprised of two elements: the surface condition index, which is based on visual inspection performed while driving on the roadway, and the ride condition index, measured using electric sensors on the vehicle while driving on the roadway. Friction levels are not a factor in the OCI rating a road receives. The Inquiry received documents that indicate that the City used an OCI of 60 as a rehabilitation trigger.

Between 2009 and 2013, the City retained Golder to complete a three-phase project referred to as the PMTR. The PMTR focused on reviewing the different road pavement technologies and materials used by the City, the City's practices, and recommended improvements. The PMTR originated from Mr. Moore's concerns about the quality and performance of the City's newly constructed and rehabilitated pavements, and the long term objective of improving pavement performance. Golder prepared a report for each phase of the PMTR. Although Golder reviewed the RHVP in the course of its work, the PMTR was not related to the RHVP in particular.

PMTR Phase I was conducted in 2009. It focused on construction quality, consisting of a review of the City's quality control and quality assurance practices and procedures and a field inspection to assess the condition of selected pavements in the City. The RHVP was not included in the Phase I field inspections. In the Phase I report, Golder provided several recommendations, including improvements to the City's quality assurance, quality control, and construction practices.

PMTR Phase II was completed in 2012. It focused on "development of specific recommendations for upgrading and improving the current City's Materials and Construction Specifications." Phase II also involved site visits to selected pavements (of which the RHVP was not one) to assess their performance. Golder's Phase II report included a description of various techniques to rehabilitate and preserve pavement, including hot-in place recycling<sup>4</sup> and microsurfacing, among many others. Golder noted the friction benefits associated with some of the identified treatments, including microsurfacing and slurry seals. Regarding pavement preservation, Golder wrote that pavement preservation was "the only way to maintain the [City's road] network within available budget."

PMTR Phase III was conducted in 2013, and is mentioned in Chapter 6. It included a review of the implementation of the recommendations made in Phases I and II, a review of and recommendations regarding the City's pavement design matrix, and an analysis of new paving technologies, including preventative treatments such as microsurfacing and bonded wearing course. As it had in Phase II, Golder identified several treatments, including microsurfacing and bonded wearing course, that would

---

<sup>4</sup> The City's consideration of hot-in place recycling ("HIR") for the RHVP resurfacing, known also as "HIP" or "HIPR", is discussed in Chapters 8 and 9.

improve skid resistance, among other benefits. Golder conducted visual condition inspections during Phase III, including on the RHVP and LINC. Golder observed top-down cracking on the RHVP. This observation was consistent with Golder's finding in the six-year condition evaluation review that Golder subsequently conducted, which was the subject of the 2014 Golder Report discussed in Chapter 6.

## CHAPTER 6

# The 2013 CIMA Report, the 2014 Golder Report, and the Tradewind Report from 2012 to 2014



## 6.1. Overview

This chapter discusses the findings, recommendations, and preparation of the reports from three expert consultants delivered to the City in 2013 and 2014.

In 2012, the Red Hill Valley Parkway (the “RHVP”) had its first fatal collision. In 2013, in response to complaints about “darkness” and, to a lesser extent, “slipperiness” on the RHVP, the Public Works Committee (“PWC”) directed City staff to investigate upgrading lighting, installing better reflective signage and lane markings, and other initiatives to assist motorists on a portion of the RHVP. Traffic retained CIMA to prepare a safety review of a portion of the RHVP (the “2013 CIMA Report”). Staff from Engineering Services’ Geomatics & Corridor Management section, which was responsible for lighting, were included on the City’s project team.

This chapter addresses CIMA’s findings of a high proportion of single motor vehicle and wet surface collisions, and its recommendations for signage and marking changes, friction testing, application of a high friction pavement on one ramp, and illumination of certain interchanges. It also addresses CIMA’s reduction in the scope of its assessment regarding lighting, which occurred after CIMA spoke to Gary Moore (Director, Engineering Services, Public Works, Hamilton). In November 2013, Traffic staff presented a staff report summarizing some of CIMA’s findings to the PWC, in which staff recommended deferring consideration of CIMA’s recommendations on lighting until the effect of the other recommendations could be evaluated. However, the PWC maintained lighting on the PWC’s outstanding business list for later review. This chapter addresses the implementation of the recommendations within Traffic’s scope of responsibility, and the absence of coordination between Traffic and Engineering Services in respect of the recommendations within Engineering Services’ scope of responsibility.

This chapter also addresses two reports commissioned by Mr. Moore. In March 2013, Mr. Moore retained Golder Associates Ltd. (“Golder”) to conduct a review of the RHVP five years after its opening (the “2014 Golder Report”). In September 2013, following a series of collisions on the RHVP during a heavy rainfall event, Mr. Moore undertook to have friction testing done on the RHVP and the Lincoln M. Alexander Parkway (the “LINC”) to proactively address any legal claims that might allege the RHVP was unduly slippery when wet. Golder’s subcontractor, Tradewind Scientific Ltd. (“Tradewind”),



conducted friction testing on the RHVP and LINC on November 20, 2013, and later delivered its final report to Golder (the “Tradewind Report”). Golder sent Mr. Moore the Tradewind Report, attached as an appendix to the draft 2014 Golder Report, on January 31, 2014.

The Tradewind Report concluded that the LINC friction levels were generally comparable to or above investigatory thresholds under a UK standard and that the RHVP friction levels were “below or well below” the same investigatory threshold. It recommended that a more detailed investigation be conducted, and possible remedial action be considered to enhance the surface texture and friction characteristics on the RHVP. The 2014 Golder Report, which addressed the state of the pavement on the RHVP and contained one section on the Tradewind Report, noted that the RHVP friction levels were considered to be “relatively low”, despite being higher than the friction levels measured in 2007. Golder recommended that a mill and overlay be conducted to remedy longitudinal cracking on sections of the RHVP where the most frequent top-down cracking was observed, and that the remaining section be routed and sealed to remedy other cracking in the SMA surface course, followed by the application of microsurfacing.

Mr. Moore discussed the 2014 Golder Report with Dr. Ludomir Uzarowski (Principal, Pavement & Materials Engineering, Golder) at a meeting on February 7, 2014, but he did not review the 2014 Golder Report or Tradewind Report in any detail prior to this meeting. Mr. Moore did not share the Tradewind Report or the 2014 Golder Report with Traffic staff, despite being aware at that point that CIMA had recommended that the City consider friction testing on the RHVP in the 2013 CIMA Report. Engineering Services did not implement the remediation of the RHVP pavement recommended by Golder, or conduct any further investigation of the friction levels on the RHVP.

## 6.2. The First Five Years of the RHVP and Its First Fatal Collision in September 2012

In the fall of 2012, as the RHVP approached five years of operation, Mr. Moore was involved in two streams of unrelated discussions about the parkway.

First, Dr. Uzarowski and Mr. Moore began discussing RHVP-related projects including an evaluation of the pavement conditions five years after the RHVP’s construction.

As set out below, these discussions ultimately resulted in Golder's preparation of the 2014 Golder Report.

Second, City councillors continued to receive complaints about the RHVP, which they communicated to Mr. Moore and other City staff. As some councillors raised at the time, and later testified about at the Inquiry, the complaints centered around the "darkness" of the RHVP and that the RHVP seemed "a bit slippery" at times. City staff consistently reported that the RHVP had been designed to the highest standards, but complaints persisted.

On September 18, 2012, the RHVP's first fatal collision occurred. A couple died in a cross-median collision with a truck. The media reported that "speed and a rain-soaked road are the suspected causes" and quoted a detective in the Collision Reconstruction Unit as saying:

Weather may have played a part in it because it was raining at the time .... The Toyota vehicle was making its way down the ramp, to go southbound ... and for some reason lost control and bounced over the concrete median and shot across in front of the southbound truck.

He [the driver of the Toyota] was going too fast to stay in the lane that he was in, and [his vehicle] hit the concrete median and it shot him right across, in front of the truck .... In order for the vehicle to do what it did, it was going too fast for the road conditions.

## 6.3. The 2014 Golder Report

### 6.3.1. Discussions Regarding an Evaluation of RHVP Condition

On March 1, 2013, Dr. Uzarowski and Mr. Moore met to discuss three projects: Phase III of the Pavement and Materials Technology Review (the "PMTR"), reactivation of the RHVP instrumentation that had been installed at the time of the RHVP's construction, and a review of the condition of the RHVP five years post-construction. Following the meeting, Dr. Uzarowski sent Mr. Moore three project proposals, co-signed by Dr. Uzarowski and Dr. Vimy Henderson (Pavement & Materials Engineer, Golder), and a consulting services agreement.

The focus of the PMTR project and each phase of the project, including Phase III, are discussed in Chapter 5. The budget for the PMTR Phase III proposal was \$98,000. Mr. Moore subsequently approved a revised version of the proposal for PMTR Phase III.

Regarding the RHVP pavement instrumentation, Golder had been previously contracted by the City to collect the data from the monitoring systems and provide it to the City. By 2013, the City was no longer obtaining this data. At Mr. Moore's request, Golder provided a proposal to reactivate collecting data from the instrumentation that Golder had installed in the pavement to monitor traffic and the performance of the RHVP's perpetual pavement, and downloading and storing the data. Golder's proposal was for a three-year contract for collection and storage only. The proposed budget was \$35,000. Mr. Moore approved this project.

Golder's proposed project to assess the condition of the pavement on the RHVP five years after construction (which was ultimately delivered six years after construction, in 2014) included various field investigations, analysis (which involved compiling data and evaluating the current condition of the RHVP, comparing the measured performance with the performance anticipated for 400-series highway pavements, and setting a baseline for future comparisons), and a report on Golder's investigations, analysis, and recommendations. Golder proposed a \$23,500 budget. Mr. Moore approved the five-year condition review project as proposed, with a \$23,500 budget and a \$4,500 contingency. This project ultimately resulted in a draft report provided to the City on January 31, 2014 (the 2014 Golder Report).

Mr. Moore had previously declined Dr. Uzarowski's invitation, made in February 2013, that they jointly present a paper at an upcoming Transportation Association of Canada ("TAC") conference, about the evaluation of the RHVP's pavement performance five years post-construction. At that time, Golder had not been retained by the City to complete the testing, analysis, and investigation that were contemplated to be included in the paper and the paper did not proceed.

Golder was retained for each of the three projects through the City's roster program. The City's roster program is described in Chapter 4.

### 6.3.2. Golder Conducts Field Evaluations for the 2014 Golder Report

Golder began its field evaluations for the 2014 Golder Report in the spring of 2013. It conducted a visual inspection of the pavement on two occasions in April 2013, during which staff from Golder found the pavement to be “generally good in condition with limited surface distresses being observed.” However, Golder noted instances of micro cracking, longitudinal cracking, distortions, and construction joints starting to open up.

Golder performed Falling Weight Deflectometer (“FWD”) testing on May 9, 2013. FWD testing is a method of quantifying the structural or load bearing capacity of pavement. Marco Oddi (Senior Project Manager, Construction Management, Construction, Engineering Services, Public Works, Hamilton) had some contact with Golder at this time related to scheduling and logistical arrangements. Rabiah Rizvi (Pavement & Materials Engineering Analyst, Golder) conducted the analysis of the FWD test results, and did not identify any major structural concerns. However, Ms. Rizvi emailed Dr. Uzarowski on May 17, and asked if the City should consider either a mill and resurface of the surface layer, or alternatively microsurfacing, to prevent water getting into the pavement structure through the existing cracks that Golder staff had observed.

Dr. Uzarowski testified that based on Golder’s observation of some more severe cracking on the RHVP surface, Golder asked to take and analyze a few core samples from the RHVP. Golder ultimately removed these cores samples on August 6, 2013, and included its analysis of the samples in the 2014 Golder Report.

### 6.3.3. Initial Drafts of the 2014 Golder Report

Golder prepared two drafts of the 2014 Golder Report between June and September 2013. In its September 2013 draft, Golder stated that “the pavement structure is in good condition and performing well. The observed cracking is anticipated to be a function of the material and not due to fatigue damage or the environment.”

When testifying at the Inquiry hearings, neither Mr. Moore nor Dr. Uzarowski could recall if Mr. Moore received a draft of the 2014 Golder Report prior to January 31, 2014, when Dr. Uzarowski delivered the 2014 Golder Report to Mr. Moore. I am

satisfied that, at a minimum, Mr. Moore was aware of Golder's principal findings by September 2013, when a rainfall event occurred in the City, as discussed below.

## 6.4. The 2013 CIMA Report

### 6.4.1. The Origins of the 2013 CIMA Report

While Mr. Moore and Golder were working on the 2014 Golder Report in the spring, summer, and fall of 2013, the City was also dealing with another RHVP-related project, which ultimately resulted in the retainer of CIMA to prepare the 2013 CIMA Report.

On January 16, 2013, the PWC passed the following motion proposed by Councillor Chad Collins (Ward 5, Hamilton), as set out in PWC Report 13-001, which was later approved by Council:

(h) MOTIONS (Item 9)

(i) Red Hill Parkway Improvements (Item 9.1)

On a Motion staff were directed to investigate upgrading the lighting on the Red Hill Parkway in the vicinity of the Mud/Stone Church Rd interchanges; and

Staff were directed to investigate better reflective signage and lane markings or other initiatives to assist motorists in the same area; and

That a full costing of all options and alternatives be presented to committee for their consideration.

The Traffic group (which was then in the Energy, Fleet & Traffic section of the Corporate Assets & Strategic Planning division) had responsibility for traffic safety including reflective signage and lane markings or other initiatives to assist motorists in safely navigating the City's roads. The Geomatics & Corridor Management section in the Engineering Services division had responsibility for lighting. Further information about the City's organizational structure, and in particular, the organizational structure of divisions and sections within the Public Works department is provided in Chapter 4.

Martin White (Manager, Traffic Operations & Engineering; Energy, Fleet & Traffic; Corporate Assets & Strategic Planning, Public Works, Hamilton) and Stephen Cooper

(Project Manager, Traffic Engineering, Traffic Operations & Engineering; Energy, Fleet & Traffic; Corporate Assets & Strategic Planning, Public Works, Hamilton) from Traffic initially wanted Engineering Services to address the lighting aspects of the motion at the same time that Traffic would hire a consultant to review the collision history, signage, and pavement markings on the RHVP and recommend improvements. In contrast, Mike Field (Project Manager, Street Lighting & Electrical Engineering, Geomatics & Corridor Management, Engineering Services, Public Works, Hamilton), Gary Kirchknopf (Senior Project Manager, Traffic Planning, Geomatics & Corridor Management, Engineering Services, Public Works, Hamilton), and Gord McGuire (Manager, Geomatics & Corridor Management, Engineering Services, Public Works, Hamilton) from Engineering Services thought that lighting, signage, and pavement markings should be reviewed together, “holistically”. Mr. Field testified that the “safety issue” that gave rise to Councillor Collins’ motion was about driver comfort and navigation comfort.

Ultimately, Traffic took the lead in responding to the motion. Mr. Cooper was assigned as the project manager. Over the course of the project, between late February and December 2013, Traffic established the terms of reference for the project, engaged CIMA as a consultant, gathered the relevant information, liaised with CIMA during its review and report preparation, and wrote a staff report for PWC.

However, Public Works staff differed in their understanding of the role of Traffic as the “lead” on the project. Public Works did not establish a project charter for this project that would have clarified individual roles and the respective responsibilities of Traffic and Engineering Services. Traffic viewed Engineering Services, and specifically Mr. Field with his expertise in lighting, as responsible for responding to the lighting components of the motion and any related recommendations to Council. However, Engineering Services staff on the project team, principally Mr. Field, viewed themselves as mere “stakeholders”, who would provide information but not make decisions, and instead viewed Traffic as having responsibility to make recommendations to the PWC.

#### 6.4.2. CIMA’s Retainer and the Scope of Project

The City, via Mr. Cooper, retained CIMA through its roster program to complete a safety review of the RHVP. The City approved CIMA’s proposed fixed-fee budget of \$75,530 for the project.



The project was limited to the study area from the Dartnall Road ramp to the Greenhill Avenue ramp (in both directions) and included the Stone Church Road/Mud Street ramps. Dartnall Road is the southernmost portion of the RHVP, where the RHVP joins the LINC. A map of the study area is below at **Figure 6a**.

**Figure 6a: RHVP Study Area from the 2013 CIMA Report**



At the outset, both the City and CIMA agreed that the project would be a comprehensive safety review taking into consideration geometrics, signage, lighting, pavement markings and alignment, a human factors assessment, and the collision history of the parkway. CIMA would also provide recommendations, costing of those recommendations, and cost-benefit analysis for all recommendations.<sup>1</sup> CIMA identified

<sup>1</sup> CIMA's cost-benefit ratio was the ratio of the present value of the safety benefit of a given countermeasure calculated for its service life to the present value of the cost of the countermeasure. A cost-benefit ratio of greater than 1.0 represents an economically efficient countermeasure. In this criterion, the monetary value of the collisions reduced as a result of implementation of a countermeasure is considered as the benefit of the countermeasure.



the purposes of the review as being to “establish the existing safety performance of the study area, identify any potential or actual safety issues, and investigate possible solutions to improve the safety performance of the Red Hill Valley Parkway within the study area. The key aspects that will be examined include, but may not be limited to Lighting; Signs and markings; and Geometry.” It is not clear that CIMA was ever provided with a copy of Councillor Collins’ motion.

The primary contacts at the City and CIMA throughout the project were Mr. Cooper and Brian Applebee (Project Manager, Transportation, CIMA), although CIMA’s proposal identified Mr. Cooper and Ron Gallo (Senior Project Manager, Signals and Systems, Traffic Operations & Engineering; Energy, Fleet and Traffic; Corporate Assets and Strategic Planning, Public Works, Hamilton) as the instructing clients for the project, and Brian Malone (Partner, Vice-President, Transportation, CIMA) as CIMA’s Project Director and Dr. Alireza Hadayeghi (Partner, Director, Transportation, CIMA) as the Project Manager.

#### 6.4.3. CIMA’s Preliminary Work and Collision Analysis

CIMA began its work in April 2013. Between April and June 2013, CIMA conducted a field investigation of the RHVP. During CIMA’s internal kick-off meeting on May 10, 2013, CIMA recorded a plan to assess the RHVP during a rainy night of the field investigation, but the Inquiry received no evidence that this review was completed. CIMA also collected data from the City, including design guidelines, standards, and assumptions; lighting standards; the history of changes to signage and markings; complaints from members of the public; and five years of collision data. Using the collision data, CIMA completed a preliminary analysis of collision patterns on the RHVP. CIMA also applied the MTO’s Policy for Highway Illumination (referred to as the MTO warrant system) to the RHVP to assess whether illumination was warranted in the study area.

CIMA reported on its progress at two progress meetings with Mr. Cooper, Mr. Field, Mr. Gallo, and Mr. Kirchknopf in June and July 2013. At both meetings, CIMA presented its collision history analysis, which was later recorded in the 2013 CIMA Report. As described in more detail below, CIMA found that, within the study area, the most common collision type was Single Motor Vehicle (“SMV”) collisions, that there was an atypically high proportion of non-daylight collisions, and that a high proportion of

collisions occurred under wet road surface conditions. These collision trends were most pronounced on the Mud Street ramp (identified as Ramp 6 in the 2013 CIMA Report), which accounted for 65% of all ramp collisions.

#### 6.4.4. CIMA's Scope of Work is Reduced

Over the course of the project, City staff challenged the feasibility of CIMA's anticipated recommendations and/or reduced CIMA's project scope in three areas: application of high friction pavement, geometric design, and illumination.

##### 6.4.4.1. *Concerns with Recommendation for High Friction Pavement Application*

At the progress meetings in June and July 2013, CIMA identified a number of potential countermeasures to address its findings. One potential countermeasure was "pavement surface friction testing / improve pavement friction through high friction pavement" for mainline segments identified by CIMA as "Dartnall 3-5" and "Mud 4-6". CIMA also identified the installation of high friction pavement on the Mud Street ramp as a potential countermeasure given the ramp's tight curve radius and high number of collisions occurring on it in wet road conditions.

At the progress meetings, City staff advised CIMA that high friction pavement could be examined for the RHVP ramps, but not for the mainline because the mainline had "different new pavement that may not be recommended to be overlaid with high friction" and "due to the specialized nature of the existing pavement and on-going monitoring".

Following the July 2013 progress meeting, Mr. Kirchknopf advised CIMA that the City's Asset Management section (in the Engineering Services division) had retained Golder to oversee testing and monitoring of the "specialized surface material" on the RHVP mainline. Mr. Kirchknopf directed Mr. Applebee to contact Dr. Uzarowski directly if CIMA required "any additional information regarding 'weight in motion' or 'friction testing' on the R.H.V.P. mainline," although I note that the City was not contemplating any friction testing by Golder at that time. CIMA did not contact Golder.

As set out below, the 2013 CIMA Report included a recommendation for a high friction pavement application for the Mud Street ramp and a recommendation to complete friction testing across the study area, including on the mainline.

*6.4.4.2. Geometric Review is Removed from CIMA's Scope*

During its work, CIMA identified findings related to the RHVP's geometry, including that the curve radius for some of the ramps could be below typical design standards and that the speed change lane on the Mud Street segments was shorter than typical design standards. CIMA also identified an alignment discontinuity — a kink — on the RHVP mainline. In theory, straightening the RHVP to remove the kink would have been a safety improvement.

Despite the fact that the City and CIMA agreed at the outset that the safety review would include a geometric review, City staff later directed CIMA to not examine geometric design features in the 2013 CIMA Report. CIMA reported the following direction in its minutes of the progress meeting on July 3, 2013: “[f]or geometric design aspects, CIMA should include text in the report describing the design philosophy; design choices made, challenges with respect to various constraints, etc., and not specifically examine design features in the report.” Accordingly, in the final version of the 2013 CIMA Report, CIMA wrote that “a review of the fundamental roadway design geometry” of the RHVP was beyond the scope of the study due to the parkway's history, unique geography, design refinements and assessments undertaken over the years, and environmental agreements and approvals.

I do not suggest that it was unreasonable to exclude recommendations for actual changes in the RHVP's geometry from the scope of the 2013 CIMA Report. However, insofar as CIMA was directed to exclude the effect of existing geometry as a contributing factor to the collision experience on the RHVP, it would have real significance for future traffic safety analyses.

*6.4.4.3. Examination of Mainline Illumination is Removed from CIMA's Scope*

Lighting was a source of public complaints from the RHVP's opening, and remained an issue throughout the time period relevant to the Inquiry. The 2013 CIMA Report was the first, but not the last, time lighting on the RHVP was reviewed.

CIMA's scope at the outset of the project included a review of lighting on the entire study area, which included portions of the mainline of the RHVP (see **Figure 6a** above), and CIMA did assess mainline lighting (limited to the study area) as part of its work. In a July 2013 internal CIMA draft of the report, CIMA stated that “continuous,

full illumination” was suggested for the whole RHVP study area based on the TAC Roadway Lighting Guide (referred to as the TAC warrant system). However, in the 2013 CIMA Report, CIMA only reviewed illumination for the ramps of the three interchanges in the study area, but did not provide an assessment or cost-benefit analysis for illumination on mainline sections within the study area. This section of the report sets out how the 2013 CIMA Report was revised to remove content about illumination of the mainline of the RHVP.

CIMA used the TAC and MTO warrant systems to determine if additional illumination should be considered in the RHVP study area. The TAC warrant system is more commonly used on roads owned and operated by municipalities than the MTO warrant system. These policies use an analytical approach to determine if illumination is needed, performed through the use of warrants that consider a variety of factors including road geometry, operations, environmental factors, and collision data. For each of these factors, a rating between one and five is assigned, depending on the conditions encountered. The higher the rating, the greater the hazard and the more critical the need for illumination. A weight is also attributed to each factor, indicating its relative importance. The MTO warrant system also provides additional criteria based on the cost-benefit ratio of providing illumination.

At the June 2013 progress meeting, CIMA reported that full or partial illumination<sup>2</sup> was warranted under the MTO warrant system at all interchanges within the study area, specifically the Dartnall Road, Mud Street, and Greenhill Avenue interchanges. Full illumination of certain interchanges on the RHVP would have resulted, in effect, in continuous illumination of portions of the mainline in the study area because there was significant overlap between the interchanges and mainline of the RHVP between Dartnall Road and Mud Street. At the July 2013 progress meeting, CIMA reported that

---

<sup>2</sup> CIMA defined partial, full and continuous illumination in a July 26 draft of the 2013 CIMA Report as follows: (1) partial interchange illumination “refers to lighting at decision points where identification is required, typically at on ramps and off ramps. Few luminaires are needed for partial interchange lighting than for full lighting”; (2) full illumination “refers to lighting of the entire width within a defined area in a uniform manner, beginning at the start of the warranted area and ending where lighting is no longer warranted”; and (3) continuous illumination “is defined as the full lighting between intersections or interchanges that are fully lighted.”

full illumination was warranted on all ramps and mainline segments under both the MTO and TAC warrant systems.

There was some resistance to consideration of full illumination of the RHVP study area from staff in Engineering Services. As recorded in the minutes of the June 2013 progress meeting, Mr. Field advised CIMA to “be cautious with illumination, B/C [cost-benefit analysis] is critical for this assignment due to political & other design & cost constraints and that site specific locations are probably better than full illumination”. Mr. Field also requested that CIMA ensure that illumination, if recommended, would actually assist in reducing collisions. In this regard, Mr. Malone testified that illumination does not need to be installed in every instance in which an illumination warrant is achieved and that illumination warrants, by themselves, do not guarantee that additional illumination will reduce collisions. Rather a cost-benefit analysis and engineering judgment, including consideration of other factors, such as the collision experience of the roadway, are required to determine whether illumination should be installed on a roadway to reduce collisions.

Mr. Field testified there were several “design constraints” having material cost consequences that would be engaged by installing additional lighting on the RHVP, and that Mr. Moore conveyed these to him after the June 2013 meeting and before the July progress meeting. For example, a Hydro One high voltage transmission line partially cuts across the Mud Street/Stone Church Road ramp and diagonally cuts across the RHVP, and structural modification would be required to a bridge between two interchanges because the bridge was constructed without provision for street lighting. I conclude that Mr. Field did not convey these constraints to CIMA in any detail.

In any event, Mr. Field and Mr. Applebee testified that they both understood that CIMA would do an illumination review of both the ramps and mainline segments in the study area. Throughout the project, including when the report was being drafted in late July 2013, Mr. Applebee understood that CIMA’s scope included an assessment of partial, full, and continuous lighting, although he also understood that City staff preferred site-specific illumination over full illumination.

In contrast, Mr. Malone came to a different understanding about CIMA’s scope regarding illumination after he spoke to Mr. Moore by telephone on June 6, 2013, after

the June progress meeting. Mr. Malone contacted Mr. Moore on direction of Mr. Field or Mr. Cooper. As the most knowledgeable and experienced individual at the City in regard to the RHVP, Mr. Moore was well suited to answer questions about design constraints for illumination on the RHVP. Mr. Malone was familiar with Mr. Moore from Mr. Malone's time as a former employee of the City.

Mr. Malone testified that Mr. Moore told him on their June 6, 2013 call that lighting was prohibited on the mainline RHVP because of environmental constraints identified in the environmental assessment ("EA") process required to approve construction of the RHVP. Mr. Moore could not recall the details of this call. I am satisfied that, on this call, Mr. Moore communicated to Mr. Malone that lighting was prohibited on the RHVP mainline because of environmental constraints identified in the pre-construction EA process. In conveying this information, Mr. Moore relied on his memory and did not review the RHVP EA or other EA-related documents, nor did he give Mr. Malone or another representative of CIMA a copy of such documents. Mr. Malone relied on Mr. Moore's statement, without taking any further steps to verify it.

I have no doubt that Mr. Moore believed that what he told Mr. Malone on June 2013 was accurate. However, as is discussed in Chapter 2 and Chapter 8, it was not accurate. Although environmental concerns influenced the decision not to illuminate the RHVP mainline, illumination was not expressly prohibited by any EA or prior documentation and was not a condition of any approvals granted for the RHVP; however, a new EA would have been required if the City wished to install additional illumination on the RHVP.

I also have no doubt that Mr. Moore made this statement to Mr. Malone with the intention of ensuring that CIMA did not address illumination on the mainline of the RHVP in the study area in the 2013 CIMA Report. As Mr. Moore's subsequent actions demonstrate, he did not believe additional illumination on the RHVP was feasible for a number of reasons. Even if Mr. Moore did not expressly tell Mr. Malone to exclude an assessment of illumination on the mainline RHVP in the study area from the 2013 CIMA Project — as Mr. Moore denied he did in his testimony — Mr. Moore would have understood that his statements to Mr. Malone would have that effect, in the absence of any clarification from Mr. Moore that full or continuous illumination on the RHVP mainline would be possible if it satisfied a new EA.

Mr. Malone took Mr. Moore's statements, in effect, as a direction to CIMA that it should exclude an assessment of illumination of the RHVP mainline from its scope. However, Mr. Malone did not tell Mr. Applebee or other CIMA staff working on the illumination-related analysis about the new information that he obtained from Mr. Moore.

Neither Mr. Moore nor Mr. Malone told City staff on the 2013 CIMA Report project team about their discussion on June 6, 2013. However, at the July progress meeting, the attendees (including Mr. Malone) did discuss the RHVP EA. CIMA's meeting minutes also indicate that the City was to "provide available background documentation from EA's, etc., as input into the report". The minutes did not, however, stipulate who was to provide the EA to CIMA. Mr. Cooper and Mr. Field both appeared to think it was the other's responsibility. At the time, neither Mr. Cooper nor Mr. Field had seen the EA, and neither had access to it or knew who did, apart from Mr. Moore. Mr. Moore did not offer or provide any EA-related documentation to Mr. Field in connection with the progress meeting or the 2013 CIMA Report more generally, nor does it appear that Mr. Field or Mr. Cooper specifically asked Mr. Moore for this documentation. No one at the City provided a copy of the EA or a comprehensive set of other EA-related documents to CIMA as part of the 2013 CIMA Report project. CIMA did, however, reference certain documents related to the approval and construction of the RHVP in the 2013 CIMA Report, although it is not clear how CIMA came to obtain those documents.

Mr. Applebee and other contributors on CIMA's project team completed an internal draft of the 2013 CIMA Report by July 26, 2013. In this internal draft, CIMA concluded, similar to its findings reported at the July 2013 progress meeting described above, that "[b]ased on the TAC warrant, continuous, full illumination is suggested in the whole study area." CIMA also stated that full illumination of the RHVP corridor and ramps was "justified." The cost-benefit ratio was 4.27.

Mr. Malone first reviewed the internal draft of the 2013 CIMA Report on July 26, 2013. Based only on Mr. Moore's representations about the EA, Mr. Malone questioned the drafted content regarding full, continuous illumination being suggested for the whole study area, commenting within the draft about restrictions in the EA and the analysis of illumination of the entire study area as being "out of scope". Dr. Hadayeghi also made similar comments, although the basis for his impression on the issue is unclear. On July 26, Mr. Malone emailed his mark-up of the draft to his colleagues and wrote:



“We need to discuss the lighting. Is it in scope or not? As written it’s a hand grenade that will go off in the City’s hands.”

Mr. Malone testified that he referred to the lighting section as a “hand grenade” because it was contradictory: in some sections, the report discussed environmental constraints around lighting, but in other sections, the report recommended lighting on the mainline, despite Mr. Malone’s belief that this issue was not within CIMA’s scope. Mr. Malone also testified that while these recommendations could technically result in safety improvements, it would be irresponsible to make a recommendation that, in his view, would not be feasible to a client.

Mr. Applebee responded to Mr. Malone’s email, stating that he believed lighting was in scope and he had not received anything from Mr. Field “that would act as an ‘out’.” Despite his response to Mr. Malone, in a subsequent draft, Mr. Applebee deleted the references to full illumination being warranted for the entire study area and the cost-benefit analysis relating to the full illumination for the entire study area. In place of the deleted content, Mr. Applebee instead obtained and inserted cost-benefit calculations for illuminating the Mud Street interchange, as well as for the ramps individually. Mr. Applebee testified that he did not talk to Mr. Malone, and that neither he nor Mr. Malone talked to anyone on the 2013 CIMA Report project team at the City before he made these changes.

CIMA first sent a draft of the 2013 CIMA Report to the City on July 29, 2013. In this draft, the Methodology subsection of the Illumination Review section stated: “the understanding that the decision to not illuminate the entire RHVP section was inextricably linked to environmental concerns and approvals, review of full illumination was not undertaken but restricted to spot locations.” This content had been revised from CIMA’s prior internal draft. During his testimony, Mr. Applebee agreed that this statement was not fully accurate because CIMA had done a review of full illumination in the study area.

Mr. Field reviewed the draft report on August 2, 2013, and emailed Mr. Cooper that “[t]he illumination of the mainline is excluded (this is decision is [sic] based upon information we provided to CIMA)”. The Inquiry did not receive any evidence that anyone at the City provided information about illumination of the RHVP mainline or its exclusion, apart from Mr. Moore’s call with Mr. Malone referenced above.

Mr. Field also advised Mr. Cooper that, in his view, “[t]he exclusion is not well explained. Considering that illumination of the mainline is the first request in the council motion to review I think that there should be far more explanation as to why it was excluded.” Mr. Cooper provided this request for further explanation to CIMA.

CIMA provided a revised draft of the 2013 CIMA Report on August 23, 2013, which included a more detailed explanation for the exclusion of mainline illumination in the Methodology section about the illumination review [with additions underlined]:

The understanding that the decision to not illuminate the entire RHVP section was inextricably linked to environmental concerns and approvals, therefore review of full illumination was not undertaken but restricted to spot locations (ramps). The primary objective of illumination is to increase safety by providing drivers with improved nighttime visibility of roadway conditions and potential hazards. However, as noted, illumination of the mainline section of the RHVP was not examined for this study.

This is because the illumination design choices that were made during the design phase were intimately linked to approvals. Reference materials note that, “The sole reason for making design changes was to reduce environmental impacts.” The Valley section of the Parkway traverses the Niagara Escarpment, a UNESCO World Biosphere Reserve, designated for its unique landform characteristics and the presence of a provincial land use plan to guide development in its area. Because of this unique area, and because of the costs associated with building a roadway on the escarpment, the City identified several design refinements that included restricting illumination to intersections and on/off ramps.

Mr. Cooper forwarded Mr. Applebee’s email, with its attachments, including the revised draft report, to Mr. Field, Mr. Gallo, Mr. White, Mr. Kirchknopf, and David Ferguson (Superintendent, Traffic Engineering, Traffic Operations & Engineering; Energy, Fleet & Traffic; Corporate Assets & Strategic Planning, Public Works, Hamilton) on August 23. Mr. Field recognized that CIMA’s statement that CIMA had not examined illumination of the mainline was “not fully accurate” as to what CIMA did. However, Mr. Field could not recall taking any steps to address this inaccuracy in the draft 2013 CIMA Report.

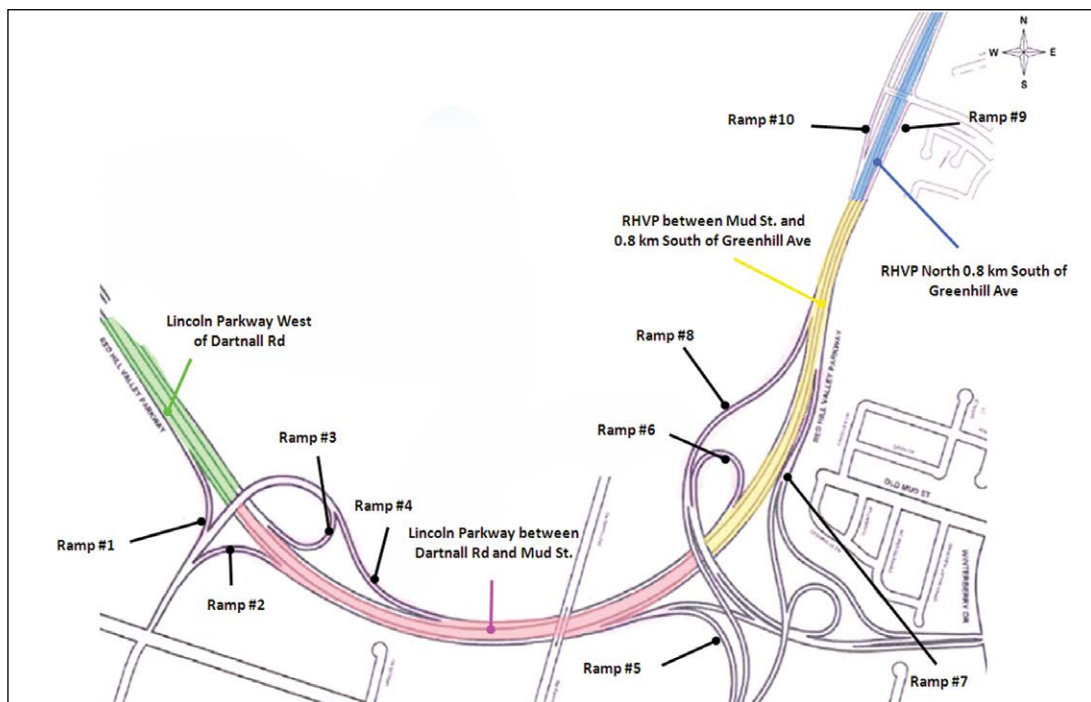
From the foregoing, it is clear that CIMA excluded consideration of illumination on the mainline RHVP from the 2013 CIMA Report based on the inaccurate information provided by Mr. Moore to Mr. Malone that additional lighting was prohibited on the RHVP mainline because of the RHVP EA.

### 6.4.5. Findings and Recommendations in the Draft 2013 CIMA Report

The draft of the 2013 CIMA Report sent to the City on August 23, 2013, included a collision analysis, illumination review, field investigation and human factors assessment, and list of potential countermeasures with a cost-benefit analysis.

CIMA conducted a collision analysis of collision data provided by the City for a five-year period from October 2008 to October 2013, using two different methods. In the first, CIMA looked at the historical observed number of collisions on the RHVP on the mainline and on ten ramps. In the second, CIMA used an analytical tool known as the Enhanced Interchange Safety Analysis Tool (“ISATe”). CIMA broke the RHVP into segments, including ten ramp and four mainline segments, for the purposes of these analyses as noted in **Figure 6b**.

**Figure 6b: Segments in the 2013 CIMA Report Study Area**



CIMA's historical collision analysis findings included the following:

- 1) CIMA assessed the severity of collisions on the RHVP, and determined that collisions within the study area were more likely to be severe in two segments than collisions elsewhere in the RHVP study area. Those segments were between Dartnall Road and Mud Street and between Mud Street and south of Greenhill Avenue.
- 2) The most common impact type observed within the study area of the RHVP was SMV, with an overall proportion of 63%. More than 90% of all collisions on Ramp 6 (Mud Steet) were SMV, which was significantly higher than other locations and than the provincial average for SMV collisions occurring on ramps from 2004 to 2011.
- 3) The study area had an atypically high proportion of non-daylight collisions — higher than the provincial average and higher than the average for all City roads.
- 4) The RHVP study area overall average of collisions that occurred under wet road surface conditions was 45%. This rate of wet road surface collisions was significantly higher than the provincial average (17.4%) and the City average (13%). In particular, 68% of collisions on Ramp 6 and 49% of collisions on the mainline segment of the RHVP between Mud Street and 0.8 km south of Greenhill Avenue occurred under wet road conditions.

CIMA's ISATe analysis indicated that some of the segments in the study area were performing below average, specifically Ramps 5, 6, and 7b (all on the Mud Street interchange), Ramps 9 and 10 (both on the Greenhill Avenue interchange), and segment "Mud 4" (a mainline segment between Mud Street and 0.8 km south of Greenhill Avenue). These segments had more collisions than predicted by ISATe. Overall, CIMA found that the RHVP study area was operating safely in most segments with the calculated expected number of collisions being lower than the predicted number of collisions for a roadway with similar characteristics. However, as CIMA acknowledged in the report, "one significant limitation" with the use of ISATe was that it had not been calibrated to the "collision experience in Hamilton".

In the Illumination Review section, CIMA restricted its analysis of illumination in the study area to an assessment of whether full illumination was justified on the ramps for the three interchanges in the study area (Dartnall Road, Mud Street, and Greenhill Avenue). CIMA revised its finding that illumination was warranted for the Mud Street interchange (which had been included in the prior draft sent to the City in July 2013) to state that “[i]llumination of the ramps at the Mud Street interchange [was] warranted”. CIMA determined that illumination was warranted on the ramps for the Mud Street interchange based on the TAC warrant. However, CIMA also noted that illumination does not need to be implemented simply because a warrant is achieved.

In the section on CIMA’s field investigation, CIMA discussed its findings regarding signage on the RHVP, as well as the kink in the southbound RHVP mainline just south of the Pritchard Road overpass (discussed above and in Chapter 2).

CIMA developed a list of countermeasures to address the issues identified in the 2013 CIMA Report and assessed the cost-benefit of these countermeasures. One of the countermeasures that CIMA stated was that the City could consider undertaking pavement friction testing on the RHVP asphalt because of the high proportion of wet surface condition and SMV collisions. CIMA prepared a chart of these countermeasures, set out below at **Figure 6c**, which set out the cost, cost-benefit ratio, and CIMA’s recommended timing for implementation for each recommended countermeasure in the overall study area. The chart included friction testing.

All of the countermeasures for the entire study area were identified as “ST”, meaning short term. CIMA identified the term for implementation of short term countermeasures as 0 to 5 years, of medium term countermeasures as 5 to 10 years, and of long term as 10 or more years.

**Figure 6c: List of Identified Countermeasures in the 2013 CIMA Report (Overall Study Area)**

Countermeasure	B/C Ratio	Cost	Timing
Friction Testing	n/a	\$10,000	ST

PRPM <sup>3</sup> or ST	3.29	<u>\$75,000</u>	<u>ST</u>
Inverted Profile Markings	n/a	n/a*	<u>ST</u>
Wide Markings	3.39	<u>\$40,000</u>	<u>ST</u>
Slippery When Wet Signs	n/a	<u>\$5,000</u>	<u>ST</u>
Enforcement of Travel Speeds	n/a	<u>n/a</u>	<u>ST</u>
Trailblazer Signage	n/a	<u>\$2,000</u>	<u>ST</u>
Remove Lane Exit Signs	n/a	<u>\$1,000</u>	<u>ST</u>
Total Costs		\$133k	

CIMA also prepared a chart summarizing its recommended countermeasures for each RHVP segment in the study area. CIMA's recommended segment-specific countermeasures included changes to signage and guardrails, as well as the installation of lighting on Ramps 5, 6, 7, and 8. CIMA also recommended that the City install high friction pavement approaching and through the curve on Ramp 6.

#### 6.4.6. Select Councillors Receive the Draft 2013 CIMA Report

Mr. Ferguson joined the City in August 2013 in the role of Superintendent of Traffic Engineering in the Traffic group. From that date forward, Mr. Gallo and Mr. Cooper, both Project Managers, reported to Mr. Ferguson, who reported to Mr. White. Mr. Ferguson was involved in the finalization of the 2013 CIMA Report and the staff report to Council.

In September 2013, Mr. Ferguson provided a copy of the August 23, 2013 draft of the 2013 CIMA Report, with mark-ups, to Councillor Collins, Councillor Tom Jackson (Ward 6, Hamilton) and Councillor Brad Clark (Ward 9, Hamilton), whose wards bordered the RHVP. Mr. Ferguson offered to meet with these councillors to discuss the draft report and its future presentation to the PWC. Both Mr. Ferguson and Mr. White testified that, in 2013, the practice within Traffic was to communicate with interested and/or impacted councillors to make them aware of items that would be

---

<sup>3</sup> PRPM refers to permanent raised pavement markers or cats' eyes.

coming forward. According to Mr. White, there was also no policy, rule, or procedure stipulating that City staff could not send certain information to individual councillors.

Mr. Ferguson and Mr. Cooper met with Councillors Collins and Jackson on September 12, 2013; Councillor Clark was unable to attend. Mr. Ferguson later reported to his Traffic colleagues that the councillors were “very supportive and appreciative” for the meeting.

#### 6.4.7. Mr. Moore is “Not Pleased” with the Draft 2013 CIMA Report

On September 16, 2013, Mr. Applebee emailed a further revised draft of the 2013 CIMA Report, without appendices, to Mr. Cooper.<sup>4</sup>

On September 19, Mr. Cooper emailed Mr. Ferguson and Mr. White to relay that Mr. Field had told him that Mr. Moore saw “the report” and was “not pleased” with the recommendations provided by CIMA. None of the witnesses who testified at the Inquiry could identify why Mr. Moore was not pleased. Mr. Moore testified that he likely had concerns about the 2013 CIMA Report, but he could not recall why he was not pleased with it.

Mr. Cooper’s email led Mr. White, Mr. Ferguson, and Geoff Lupton (Director, Energy, Fleet & Traffic; Corporate Assets & Strategic Planning, Public Works, Hamilton) to discuss having a meeting with Mr. Moore. Mr. White viewed the 2013 CIMA Report as politically sensitive because councillors were getting complaints about the RHVP, and he wanted to ensure a unified front from City staff before Council. Mr. Lupton agreed that a meeting with Mr. Moore was a good idea, as did John Mater (Director, Corporate Assets & Strategic Planning,<sup>5</sup> Public Works, Hamilton).

Mr. Lupton testified that he was confident that he spoke to Mr. Moore — and that Mr. Moore’s primary concern “was the history of the Red Hill and environmental aspects” — but Mr. Lupton was unable to recall when this conversation occurred. As set out

---

<sup>4</sup> Prior to the circulation of this draft, documents indicate that CIMA revised the draft 2013 CIMA Report to reflect comments from the City and their own internal discussions, but neither CIMA nor the City could produce these comments to the Inquiry.

<sup>5</sup> As noted above and in Chapter 4, Corporate Assets & Strategic Planning was the division to which Traffic reported at the time.



below, I am satisfied that the conversation between Mr. Lupton and Mr. Moore occurred only after Traffic prepared and submitted its staff report to PWC in late October 2013.

## 6.5. September 2013 Rainfalls Trigger RHVP Friction Testing

On September 21, 2013, Hamilton experienced heavy rainfall. The rainfall was followed by a series of collisions on the RHVP. Unlike the two flooding incidents in 2009 and 2010 discussed in Chapter 5, the September 2013 rainfall did not result in flooding of the RHVP.

However, the collisions prompted the exchange of several emails amongst staff in Roads & Maintenance (within the Operations division), Engineering Services, and Traffic, between September 22 and October 1, 2013, resulting in several different — and overlapping — email exchanges which discussed an assertion that the RHVP was unduly “slippery when wet”.

Beginning on September 22, staff members in the Roads & Maintenance group (at least one of whom had been on scene on the RHVP during the rainfall), emailed their colleagues and supervisors noting their observations that the RHVP mainline and ramps were “very slippery” whenever it rained. They noted that putting down sand did not assist. They theorized that the pavement, and even the mix design, along with speed, might be contributing to collisions in wet weather. They requested that “slippery when wet” signs be placed all along the mainline and ramps of the RHVP to alleviate some of the potential claims and collisions. This request and their concerns regarding the RHVP’s performance in wet weather were escalated to senior staff in Traffic and Engineering Services, including Mr. White, Mr. Mater, and Mr. Lupton in Traffic, and Mr. Moore in Engineering Services. This resulted in discussion of three initiatives within Public Works.

First, amongst Traffic staff, Mr. White viewed the request to place “slippery when wet” signs to be “extra ordinary” and one that should be substantiated by a collision history. Mr. White had reviewed the collision history for the RHVP study area in the draft 2013 CIMA Report by this time, but stated in his testimony that a review of the entire RHVP was required to establish that such signs were necessary throughout the parkway. Accordingly, Mr. White directed Mr. Ferguson to “review the collision history facility

wide for a statistically significant time period and review for a percentage of collisions on wet pavement.” Although Mr. White and Mr. Ferguson testified that this collision history was completed at some time, the Inquiry received no written memo, analysis, or other document to confirm this.

Second, during the same period, Mr. White advised various City staff members, including Mr. Moore, Mr. Mater, Mr. Lupton, Brian Shynal (Director, Operations, Public Works, Hamilton), and John McLennan (Manager, Risk Management, Finance & Corporate Services, Hamilton) via email of his intention to obtain a collision history and his view that installing signs throughout was unusual, and could be construed as an admission “that the roadway surface is systemically unacceptable”. In his email, he wondered whether there were claims “relevant to the road conditions”, and sought comments on this from Mr. McLennan. John Mater responded that the matter should be discussed at the Transportation Coordinating Committee, a committee chaired by Mr. White established to bring together and encourage discussion between different working groups that had involvement in traffic, traffic safety, or transportation, including managers from Engineering Services and Traffic. While the Transportation Coordinating Committee did meet the following day, on September 24, the Inquiry received no evidence that it played any significant role in addressing concerns regarding the RHVP or safety measures proposed to reduce collisions on the RHVP.

Third, in response to the concern for liability and the question regarding existing claims expressed in Mr. White’s email, Mr. McLennan advised on September 26 that Risk Management had no record of a significant claims history for slippery conditions on the RHVP. He further advised:

What we do have is a situation of which we, the City, are aware, and also the general public. In the event of a serious accident in future this experience will be cited and the allegation will be that “we knew of the problem and ought to have done something about it.” Lawyers love to use the word “ought”.

Mr. Moore was copied on some of these email chains. On September 23, Mr. Moore addressed comments that had been made by a Roads & Maintenance staff member in a separate chain about the mix of the RHVP asphalt and referred to “recent testing” of the pavement (being the Golder testing in the RHVP pavement condition evaluation referenced earlier in this chapter) in the following terms:

I'm not sure where this information on Superpave is coming from but it is totally incorrect. There are no glass shards of any kind in the mix, the asphalt content in the surface is consistent with other mixes being used all over the City. It is the entire pavement that will last more than 50 years due to the depth of pavement and the design of the supporting layers at depth. The surface course is meant to last 14 -17 years before a shave and pave. The surface course mix is called SMA (stone mastic asphalt) it is a gap graded premium asphalt surface course with premium aggregates to provide for long term skid resistance and grip. By putting sand down you reduce the ability of the pavement to provide this skid resistance in fact you are providing an intermediate layer between the tire and the road (not the same as sand on ice). There is no pavement that provides grip when the road is covered with water and the speeds are excessive (hydroplaning). These are high performance pavements that were tested when they were put down. They exceeded all MTO criteria (in fact better than any 400 series highway). Recent testing has shown little cracking, no rutting or load related deformation and there is no reason the surface course pavement should not last the full 15 years ( it is only 6 years old now). Glad to answer any other questions you may have on this road.

Mr. Moore subsequently contacted Dr. Uzarowski (as described below) and thereafter responded to Mr. McLennan's email (which, as noted, was in a separate email chain from that in which he made the above-quoted comments) on September 30. In this email, sent to Mr. McLennan, Mr. Shynal, Mr. White, Mr. Mater, and Mr. Lupton, Mr. Moore stated that he would have skid resistance testing done on the RHVP for asset management purposes, writing:

As part of the ongoing pavement monitoring (traffic loading, pavement response, condition assessment) for Asset Management purposes, we will have skid resistance testing completed on both the LINC and Red Hill. There is standard by which we can report on the relative level of resistance and by which we can gauge the performance of each mix and road surface. This should be sufficient for any due diligence required, eliminating the "ought to have known's" as well dealing with the "we think it was slippery" issues. I'll let you know when we get this.

Mr. Moore's commitment, and subsequent request to Golder for friction testing on the RHVP, ultimately led to the Tradewind Report.

The impetus for Mr. Moore's consideration of friction testing was Mr. McLennan's email (partially excerpted above), and "trying to figure out the 'ought to do' part". He felt friction testing was something proactive that Engineering Services could do to defeat any litigation claim that might arise in the future. Mr. Moore believed that the SMA surface course was a superior pavement mix with a premium aggregate, which had "exceeded all MTO criteria" including during the 2007 friction testing and, accordingly, there was no issue with the pavement under wet conditions beyond what was normal and expected.

There is no evidence that Mr. White or any of his staff spoke to anyone at CIMA to advise that Mr. Moore had committed to perform friction testing on the RHVP.

## 6.6. Mr. Moore Retains Golder to Conduct Friction Testing on the RHVP

Prior to committing to conduct friction testing to his colleagues, Mr. Moore emailed Dr. Uzarowski to ask if Golder had done "skid resistance" testing during its testing for the 2014 Golder Report, and if not, if Golder could do it. Mr. Moore also noted that "the Police" had been attributing accidents to the "slipperiness of the pavement" during rainfalls. Mr. Moore testified that he decided to ask Golder to conduct the testing because it was convenient given Golder's other testing for the 2014 Golder Report, particularly if Golder was still engaged in testing the RHVP for that report.

Dr. Uzarowski agreed to arrange testing. In his response, Dr. Uzarowski reminded Mr. Moore of the 2007 skid testing conducted by the MTO (discussed in Chapter 3), remarking that they "got good numbers, better than MTO typically has." Dr. Uzarowski testified that his comment was related specifically to early age friction of SMA, although he did not reflect this in his email to Mr. Moore.

On October 1, 2013, Kris Jacobson (Superintendent, Traffic Operations, Traffic Operations & Engineering; Energy, Fleet & Traffic; Corporate Assets & Strategic Planning, Public Works, Hamilton) emailed Mr. Moore that he was looking to retain a firm to conduct friction testing of new paint used on some crosswalks and asked if

he could “piggy back” this work onto the friction testing Mr. Moore was arranging. Mr. Jacobson had not been copied on Mr. Moore’s email in which Mr. Moore advised that friction testing would be performed.

Mr. Moore forwarded Mr. Jacobson’s email to Dr. Uzarowski the same day, asking if Golder could also have crosswalk friction testing conducted. The significance of this exchange is that, in forwarding Mr. Jacobson’s email to Dr. Uzarowski, Mr. Moore included the long chain of internal City emails relating to the heavy rainfall on September 21, 2013, many of which are described in the paragraphs above. I am satisfied that Dr. Uzarowski read and understood from this email chain that there were concerns regarding slipperiness on the RHVP. Other than this forwarded email chain, and Mr. Moore’s earlier email regarding police concerns, there is no evidence of any discussions between Dr. Uzarowski and anyone at the City or CIMA regarding wet surface collisions in 2013. In particular, Mr. Moore did not advise Dr. Uzarowski that, in connection with the 2013 CIMA Report, CIMA identified areas of the RHVP within the study area with high proportions of wet surface collisions, or otherwise advise Dr. Uzarowski of CIMA’s assignment.

#### 6.6.1. [Golder Arranges for Tradewind to Do the Friction Testing](#)

Mr. Moore did not give Golder any direction regarding the type of friction testing to be conducted, as he relied on Dr. Uzarowski to arrange the appropriate testing.

Golder first contacted the MTO to request its assistance with the testing. As noted in Chapter 3, the MTO was unable to accommodate the testing request due to the MTO’s own friction testing demands. The MTO staff who responded to Golder’s enquiry recommended that Golder instead request assistance from Applied Research Associates (“ARA”).

Dr. Uzarowski did not contact ARA because he understood that the MTO had the only locked-wheel friction tester located in Ontario, and that ARA would need to bring equipment up from the United States. Instead, Golder retained Tradewind to conduct the friction testing.

Dr. Uzarowski was familiar with Leonard Taylor<sup>6</sup> (President & CEO, Tradewind) and the GripTester friction testing equipment that Tradewind used, and understood that Leonard Taylor was regarded as an expert in friction testing in Canada and the United States, particularly in the airport industry. When asked at the Inquiry about his understanding of Tradewind's experience testing friction on roadways, Dr. Uzarowski testified that he was comfortable with Tradewind performing the testing requested by the City. The GripTester device is described in Chapter 1.

In response, Tradewind advised that it was able to complete testing of the RHVP "on a priority basis", likely between November 19 and 21, 2013 at a cost of approximately \$4,000. Leonard Taylor also outlined the logistical arrangements required for the testing.

Dr. Uzarowski testified that he knew that Tradewind used testing equipment different than that used by the MTO to test the RHVP in 2007. He was not concerned about this as Tradewind's device was recognized, well-established, and described in "the TAC guide" as equipment used for friction testing. Dr. Uzarowski testified that he did not consider the issue of whether Tradewind's results could be correlated with the results of the MTO's October 2007 friction testing when Golder was in the process of retaining Tradewind. He prioritized having the testing conducted before the onset of winter conditions would prevent any testing.

On November 19, 2013, Dr. Uzarowski sought, and Mr. Moore approved, the cost of \$8,000 for the friction testing and a short report to be provided by Golder regarding the results. Diana Cameron (Administrative Assistant to the Director of Engineering, Engineering Services, Public Works, Hamilton) prepared a purchase order for Golder's work, as a roster assignment.

Mr. Moore included Mr. Oddi, Rich Shebib (Traffic Technologist, Corridor Management, Geomatics & Corridor Management, Engineering Services, Public Works, Hamilton), and Mr. White in his response to Golder approving the testing. He did so in order to

---

<sup>6</sup> Leonard Taylor was unavailable to give evidence at the public hearings due to his health. Leonard Taylor's son, Rowan Taylor, was called as a witness as he was also employed by Tradewind at the relevant time and involved in the assembly of the data in the Tradewind Report. Both are referred to in this Report and for clarity, I refer to Leonard and Rowan Taylor by their full names.

obtain their assistance in coordinating traffic and lane closures. Although Mr. Moore provided Mr. White (and the others) with notice of the testing, Mr. Moore did not otherwise discuss the testing with staff in Traffic, or the other City staff who had been included in the emails related to the September rainfalls. Dr. Uzarowski's colleague, Dr. Henderson, then corresponded with City staff, including Mr. White, Mr. Shebib, Mr. Oddi, Mr. Jacobson, and Mr. Moore, among others, to make logistical arrangements for the friction testing to occur on November 20, 2013.

The day before the testing, Dr. Henderson sent an email to Leonard Taylor inquiring whether Tradewind could also test the crosswalks as Mr. Jacobson had requested. She also asked whether there could be a conversion between the crosswalk results obtained using Tradewind's GripTester and results of testing performed using a British Pendulum Tester ("BPT"), a test device to which Golder had access. Leonard Taylor responded that they might be able to test the crosswalks, and that as part of its report, Tradewind would provide comparative values with other friction measuring equipment including the BPT and Sideway-force Coefficient Routine Investigation Machine ("SCRIM"). This testing of the crosswalks was ultimately conducted by Tradewind at the same time as the friction testing on the RHVP.

#### 6.6.2. Tradewind Conducts Friction Testing on the RHVP, LINC, and City Crosswalks

Tradewind conducted friction testing on the RHVP and LINC on November 20, 2013.

Tradewind's primary field testing technician, Michael Hogarth (Field Testing Technician, Tradewind), conducted the testing. Dr. Henderson attended the testing on behalf of Golder, along with three City staff members from Traffic.<sup>7</sup> Only Mr. Hogarth and Dr. Henderson were present in the vehicle during the friction testing.

---

<sup>7</sup> These staff were: Joe Gueretta (Traffic Services Foreman, Traffic Operations & Engineering; Energy, Fleet & Traffic; Corporate Assets & Strategic Planning, Public Works, Hamilton); Larry Stewart (Traffic Specialist, Traffic Operations & Engineering; Energy, Fleet & Traffic, Corporate Assets & Strategic Planning, Public Works, Hamilton); and Jason Medeiros (Signs/Markings Specialist, Traffic Operations & Engineering; Energy, Fleet & Traffic; Corporate Assets & Strategic Planning, Public Works, Hamilton).

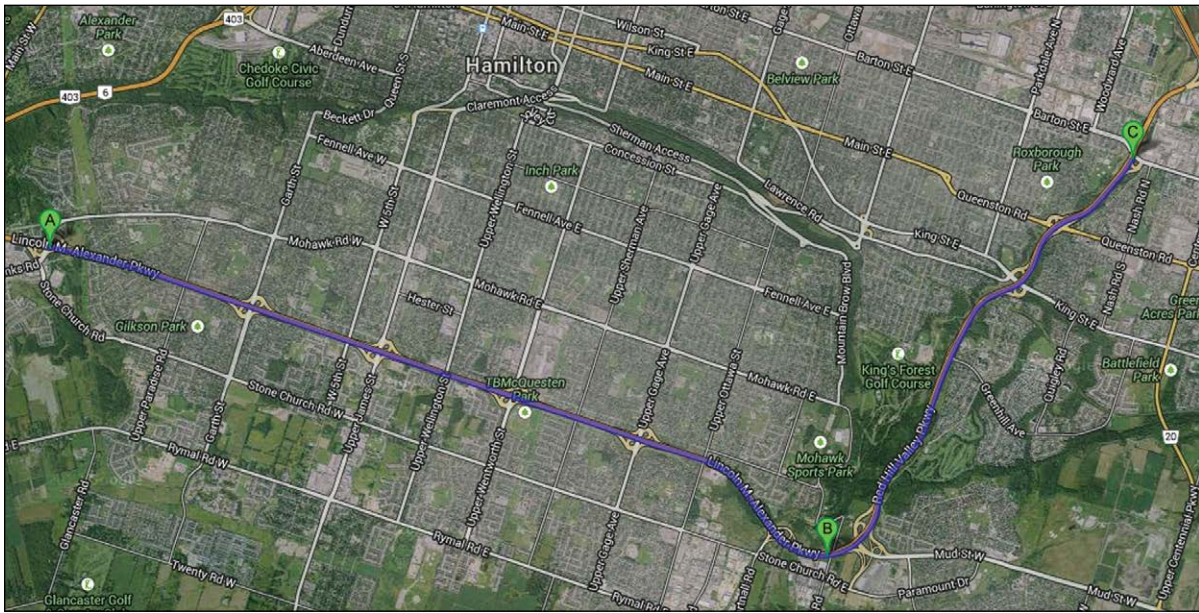


Mr. Hogarth conducted friction testing on the mainline sections of the LINC and the RHVP, from approximately the overpass of Golf Links Road (the west end of the LINC) to the Barton Street exit (the northern end of the RHVP), and 400 m sections of the Greenhill Avenue on and off ramps and the Stone Church Road off ramp.<sup>8</sup>

Mr. Hogarth conducted five full length test runs of the RHVP and LINC, which were collected as continuous 17 km runs of the RHVP (consisting of approximately 7 km) and the LINC (consisting of approximately 10 km). This included a test run of the right-hand wheel path of each lane in each direction, and a test run of the centreline of the right-hand lane in the northbound and eastbound directions of the RHVP and LINC respectively.<sup>9</sup>

As set out in **Figure 6d**, Tradewind approximated the location of the surveyed road sections in its report with the following image. Point A to Point B is the tested section of the LINC. Point B reflects the approximate point of demarcation between the RHVP and LINC. Point B to Point C is the tested section of the RHVP.

**Figure 6d: Sections of the RHVP and LINC Surveyed by Tradewind**



<sup>8</sup> These ramps are the RHVP southbound off ramp to Greenhill Avenue, the Greenhill Avenue on ramp to the RHVP southbound, and the RHVP southbound off ramp to Stone Church Road at the Mud Street interchange, respectively.

<sup>9</sup> Tradewind referred to the RHVP and LINC as one continuous run, and described the direction of the test runs as “eastbound” or “westbound”. It is understood these directions refer to the “northbound” and “southbound” lanes of the RHVP, respectively.

Tradewind also conducted friction testing on four crosswalks as requested.

Mr. Hogarth conducted the friction testing using Tradewind's GripTester, under standard test conditions, described as "50 km/hr and 0.25mm applied water film depth, using an ASTM 1844 Test Tire inflated to 140 KPa (20 psi)". In its report, Tradewind stated that the GripTester "was subjected to full primary load/drag calibration procedures prior to the test survey and both the load zero and drag zero offsets were verified following the work." Friction testing methodologies, including GripTester testing methodology, are described in detail in Chapter 1.

After the testing, Mr. Hogarth emailed Leonard Taylor and Rowan Taylor (Engineering Manager, Tradewind) a summary of the testing, as was Mr. Hogarth's practice. Mr. Hogarth described the crosswalk testing data as "very inconclusive", explaining that he could not determine where the test wheel crossed the paint.

Tradewind prepared its analysis and report of the data collected on November 20, 2013, and ultimately delivered its final report to Golder on January 26, 2014, as discussed below. Rowan Taylor testified that a delay of approximately eight weeks between testing and the delivery of a report was typical of Tradewind's practices at the time.

## 6.7. City Staff Prepare a Staff Report on the 2013 CIMA Report for the Public Works Committee

In the fall of 2013, at the same time as Golder was organizing the Tradewind friction testing, Traffic staff were finalizing the 2013 CIMA Report and a City staff report to be submitted to the PWC for the meeting of the PWC on November 18, 2013. This staff report was staff's response to Councillor Collins' January 2013 motion, which gave rise to the 2013 CIMA Report, as discussed above.

In early October 2013, Mr. Applebee emailed Mr. Cooper a further version of the 2013 CIMA Report with minor wording changes. Neither CIMA nor the City produced any documents to the Inquiry that gave context for these changes to the 2013 CIMA Report.

Also in October 2013, Mr. Ferguson updated Mr. Lupton and Mr. White about a phased approach to the implementation of CIMA's recommended countermeasures to present to the PWC and Council. The phased approach involved modifying signage and line markings first, which would be evaluated for effectiveness after one year. If those countermeasures had no effect, the City would pursue the higher cost countermeasures that CIMA had identified, including lighting.

Around this time, Councillor Collins began advocating for a safety review of the LINC, which Mr. Ferguson, Mr. Lupton, and Mr. White also discussed. The eventual LINC safety review is addressed briefly in Chapter 7.

Mr. Cooper prepared an initial 10-page draft of a staff recommendation report for the PWC and sent a copy to Mr. Field. While Mr. Cooper considered that the project was being jointly managed with Mr. Field, Mr. Field did not feel he had any responsibility for the staff report on the 2013 CIMA Report, including for the sections related to lighting. Mr. Field testified that he believed Mr. Cooper sent him the email as a courtesy only — that is, advanced notice of, and an opportunity to comment on, a cross-divisional report. I received no evidence to suggest that Mr. Field provided any comments.

On October 23, 2013, Mr. Lupton requested significant changes to the draft, which was late to be delivered to PWC. Regarding length, Mr. Lupton directed Mr. Ferguson and Mr. White to shorten the report to two to three pages, which resulted in a number of details about the recommendations being moved from the body of the staff report to tables of recommendations appended to the report. Regarding substance, Mr. Lupton directed that staff change the report from a recommendation report, in which staff sought approval for the recommended changes, to an information report, which would not require the PWC approval of the proposed recommendations.<sup>10</sup> This reflected the fact that the majority of the short term countermeasures recommended in the 2013 CIMA Report could be completed within Traffic's current budget and that items requiring approval, including lighting, were not being recommended under the phased approach. Both directions were implemented in the final version of the staff report, which became Report PW13081, discussed below.

---

<sup>10</sup>The different types of staff reports are discussed in Chapter 4.

Mr. Lupton also asked Mr. White and Mr. Ferguson if Mr. Moore had agreed to implement CIMA's recommendation to conduct friction testing. Mr. Lupton had not yet spoken to Mr. Moore, nor had Mr. Ferguson or Mr. White. The final version of the staff report also read: "Staff will also review further countermeasures such as friction testing with Construction Engineering and complete under their schedule." "Construction Engineering" refers to the Construction section of the Engineering Services division.

Mr. White, Mr. Lupton, and Mr. Ferguson further revised the draft staff report on October 24, 2013. Gerry Davis (General Manager, Public Works, Hamilton) signed off on the staff report on October 25, 2013, as was the sign-off practice at the time.

There is no evidence that Mr. Lupton met with Mr. Moore (as he had advised Mr. Mater he would do in mid-September) until after Traffic staff submitted the report to Mr. Davis. This may reflect that the finalization of the staff report was rushed. In any event, as with the project itself, the drafting of the staff report was not a collaborative task reflecting the different roles, responsibilities, and expertise of Traffic and Engineering Services. In my view, the language in the staff report regarding friction testing and lighting reflected Mr. Lupton's approach that Traffic should not commit to tasks recommended by CIMA that would fall to Engineering Services.

Mr. Lupton did meet with Mr. Moore on October 28, 2013, and reported on that meeting to Mr. White and Mr. Ferguson as follows:

I've reviewed with Gary... he's good, but suggests that we manage the final version of the report to reflect what we are saying. He said it's not uncommon to get and [sic] FOI [Freedom of Information request] to this type of thing. I'm not asking to change opinions, but to soften and stage the report similar to what we have done with our info. report. e.g. do this first and measure results, etc. Please sit down with CIMA and make this happen. Please ensure you manage this directly.

In their testimony, neither Mr. Moore nor Mr. Lupton could recall the specifics of their meeting. In any event, Mr. Ferguson understood Mr. Lupton's email as a direction to determine if CIMA would revise the 2013 CIMA Report to mirror the phased approach set out in their staff report, which Mr. Ferguson did.

In early November 2013, the City provided CIMA with a document outlining the City staff's phased approach to CIMA's recommendations, which reflected the City's suggested revisions. CIMA subsequently agreed to make changes to the 2013 CIMA Report. The revised wording that CIMA included in the final version of the 2013 CIMA Report indicated that CIMA had considered "information from the City regarding funding and capital programs/planning" in making its recommendations. It further stated that the City would undertake a staged approach to implementing certain countermeasures. CIMA indicated that the City would implement other recommendations and monitor their effectiveness for at least one year before reviewing new illumination on the RHVP. The 2013 CIMA Report with this revised wording incorporated was not finalized until after the staff report related to the 2013 CIMA Report was presented to the PWC, as discussed below.

## 6.8. Public Works Committee Meeting on November 18, 2013

Traffic staff presented their information report on the 2013 CIMA Report to the PWC on November 18, 2013. Mr. Moore did not attend for its presentation. City staff did not append the 2013 CIMA Report itself to their information report.

The final version of the information report, Report PW13081, was two pages long, plus a four-page appendix (Appendix A) setting out CIMA's short and medium term countermeasures for the overall study area and countermeasures for specific segments and ramps. Report PW13081 stated that CIMA determined the RHVP was operating safely, but further countermeasures could enhance driver safety and security. In the body of the report, staff advised that signage changes would be completed by the end of 2013 and pavement markings would be addressed in the spring of 2014, weather permitting. The body of the report further provided that CIMA had recommended permanent raised pavement markings (or PRPM, also called "cat's eyes"), and that City staff was supportive of this recommendation. Report PW13081 noted that because cat's eyes are best installed as part of a repaving project, Traffic staff would speak to "Construction Engineering" (Engineering Services) to coordinate installation with the repaving schedule and would install temporary markings in the interim in 2014.



Friction testing was listed on a table of short term countermeasures in Appendix A. However, text in the body of the report stated that “staff” would review “further countermeasures such as friction testing with Construction Engineering”. Similarly, CIMA’s recommendation for the installation of a high friction pavement application approaching and through the curve of the Mud Street ramp was listed as a short term countermeasure in Appendix A, but it was not addressed at all in the body of the report. Report PW13081 did not reference the wet surface and SMV collision patterns identified by CIMA as a basis for these recommendations. In fact, the information report did not summarize the findings of CIMA’s collision analysis for the RHVP.

Report PW13081 stated that CIMA had reviewed roadway lighting, and recommended lighting on the westbound Mud Street on ramp. While the information report stated that CIMA did not recommend lighting along the entire RHVP segment in the study area, it did not clarify that CIMA had excluded continuous lighting on the mainline from consideration in the 2013 CIMA Report. Report PW13081 merely stated that “roadway lighting was not recommended or implemented as a result of the environmental concerns”. Instead, City staff proposed that signage and pavement marking countermeasures should be implemented and the RHVP should be monitored for at least one year before further consideration of any new lighting on the RHVP.

At the PWC meeting, Councillor Collins advised City staff that he was prepared to accept the phased nature of the recommendations. However, he also wanted to ensure that lighting remained on the PWC’s agenda — this is, that a further assessment of lighting on the RHVP would occur after implementation of the first round of countermeasures. Councillor Collins therefore asked that lighting improvements for the RHVP be placed on the PWC’s Outstanding Business List (“OBL”).

The PWC recommended that Council receive Report PW13081. On November 27, 2013, Council approved the PWC’s recommendation.

## 6.9. The 2013 CIMA Report is Revised After the Staff Report is Presented to Council

On December 9, 2013, three weeks after Report PW13081 was presented at the PWC meeting, Mr. Cooper told Mr. Applebee that he had received the “go ahead” for

CIMA's proposed changes related to the phased approach, which CIMA had sent to the City on November 7. Mr. Cooper directed Mr. Applebee to make final copies of the 2013 CIMA Report. When Mr. Applebee asked if Mr. Cooper wanted him to change the date on the report from October 2013 to December 2013, Mr. Cooper directed him to use the October date.

Mr. Cooper testified that he directed Mr. Applebee not to change the date on the 2013 CIMA Report after making the final changes because the changes were minor and staff's information report had already gone to the PWC. He did not think the date on the final version of the 2013 CIMA Report mattered. He made this decision on his own. In hindsight, he recognized that he should have directed Mr. Applebee to change the date on the final report to December 2013.

## 6.10. Mr. Moore's Response to RHVP Lighting on the Outstanding Business List

On November 29, 2013, the Office of the City Clerk sent the OBL arising from the November 18, 2013 PWC meeting to Mr. Davis. Councillor Collins' request to have lighting listed on the OBL was included as follows: "Staff were directed to Report back respecting the lighting aspects of Outstanding Business list C respecting the Red Hill Parkway Improvements." In June 2014, the OBL listed that "Red Hill Parkway Improvements – Lighting" were to be reviewed by PWC on June 15, 2015.

In early December 2013, following circulation of the OBL to Public Works staff via email, Mr. Moore emailed Mr. Lupton, Mr. White, and Mr. Mater expressing his frustration:

What part of 1) the road was approved environmentally not only without lighting, but specifically not to have it; 2) the road geometrics were done with no lighting required ; 3) there are constraints that preclude the erection of lighting on several ramps; 4) it is not recommended in any way shape or form to erect lighting on partial basis and 5) we can't afford it; didn't committee get?. That doesn't even begin to address the fact we shouldn't be talking about potential improvements that will give any claimants more ammunition! I thought you guys met with Chad and he was happy????? Did we get CIMA to finalize the report to our liking? Before they ask for a copy?



Mr. Lupton responded that Councillor Chad Collins wanted the lighting issue to remain on the PWC agenda for review following implementation of the first phase of recommendations. Mr. Moore responded that “They don’t want you to report in a year they want another report just on lighting! Now!”

Mr. Lupton testified that he was not surprised by Mr. Moore’s email. Both Mr. Lupton and Mr. Mater testified that, in their experience, Mr. Moore could “bark” or be “bombastic” but once he had blown off steam, he would “calm down” and “come around”.

In January 2014, Mr. Moore reported to Mr. Lupton, Mr. White, Mr. Field, Mr. McGuire, and other City staff that he had talked to Councillor Collins who confirmed (just as Mr. Lupton had advised) that Councillor Collins was not expecting an updated report “in 2014”, but instead was expecting an update after the first improvements had been implemented and their effectiveness evaluated.

On February 11, 2014, Mr. Moore responded to concerns from a member of the public about “a serious lack of lighting” on the RHVP that posed a “real danger”, particularly in bad weather conditions. Mr. Moore responded that the lighting in place on the RHVP<sup>11</sup> was approved for construction for environmental and social impact reasons, although staff were working on other improvements to aid driver awareness and roadway definition.

I note two features of Mr. Moore’s responses. First, it is clear that Mr. Moore’s understanding at this time was that lighting on the mainline RHVP was prohibited, as he referred in his email to approval “specifically not to have” lighting, without any consideration of whether that prohibition could be changed through a new EA. Second, Mr. Moore was also motivated by his personal assessment that further illumination could not be justified, given certain technical constraints, the cost, and his concern for liability, and it was therefore of no value for Council to continue to address it.

---

<sup>11</sup> As noted in Chapter 2, the lighting configuration on the RHVP was non-continuous decision point lighting located at the exit ramp of each interchange.

## 6.11. Traffic and Engineering Services Do Not Discuss Implementation of Countermeasures

In January 2014, Mr. White forwarded Mr. Moore's message about his conversation with Councillor Collins to Mr. Ferguson and Mr. Jacobson. Mr. White wrote:

Dave and Kris see below fyi. Please ensure all remedial works on the Linc are completed and then we will have to measure their effectiveness and we also have to follow up on the entire safety issue on the Linc also. What are we doing with the Roads request to sign slippery when wet signs everywhere? I forgot about that one. We need the asphalt skid tests to see what they determine also! Let's talk! Ty

As mentioned above, Mr. White had been copied on emails in 2013 in which Mr. Moore undertook to perform friction, and later when Mr. Moore requested traffic coordination assistance for the testing. Mr. White was referencing the results of this testing in his email to Mr. Ferguson and Mr. Jacobson. However, Mr. Ferguson did not know about this testing and understood Mr. White's reference to "skid tests" to be to the friction testing recommended by CIMA. For his part, Mr. White thought that if the friction testing results showed that the "asphalt was way out of line" on the RHVP, it would help his team explain collision patterns on the parkway.

Mr. Ferguson testified that he expected that Engineering Services staff would advise Traffic staff when the friction testing was completed, and the results were available. However, there is no evidence suggesting that anyone in Traffic contacted Mr. Moore or anyone else in Engineering Services to "discuss friction testing" as they had committed to in Report PW13081. In addition, there do not appear to have been any discussions between Traffic and Engineering Services staff regarding CIMA's recommendation for friction testing and the approval by the PWC and Council of this recommendation, the timeline for such testing, any involvement of Traffic in the testing, or any friction testing results, to the extent that the friction testing had been completed.

Similarly, the Inquiry received no evidence to suggest that Traffic and Engineering Services ever discussed the approved CIMA recommendation to apply a high friction pavement application on the Mud Street ramp, either before or after the approval of Report PW13081 (which identified this as a recommended short term countermeasure

identified in the 2013 CIMA Report). I also find that Engineering Services did not undertake any analysis to implement this recommendation, to the extent they were aware of it, although I acknowledge that the ramps were eventually resurfaced in 2019.

In summary, Traffic staff took steps throughout 2014 to implement the countermeasures from the 2013 CIMA Report that they thought were within their area of responsibility, as discussed later in this chapter. Traffic staff left the implementation of the countermeasures that they considered to be the responsibility of Engineering Services entirely in the hands and at the discretion of Engineering Services, and did so without any clear communication between the sections.

## 6.12. The Tradewind Report

The following section summarizes the preparation and delivery of the 2014 Golder Report and Tradewind Report to Mr. Moore, and the content of the 2014 Golder Report and the Tradewind Report.

### 6.12.1. Golder Follows Up on Test Results and Other Materials

On December 31, 2013, Dr. Uzarowski sent a draft report for Phase III of the PMTR to Mr. Moore, who forwarded it to two of his staff, John Murray (Manager, Asset Management, Engineering Services, Public Works, Hamilton) and Richard Andoga (Senior Project Manager, Infrastructure Programming, Asset Management, Engineering Services, Public Works, Hamilton). The Phase III PMTR report, which is summarized briefly in Chapter 5, was subsequently finalized and signed.

Around this time, Dr. Uzarowski also spoke with Trevor Moore (Corporate Technical Director, Miller Paving Ltd., Miller Group) about microsurfacing.<sup>12</sup> Dr. Uzarowski testified

---

<sup>12</sup>Microsurfacing is a type of preventative maintenance treatment. Golder's Phase III PMTR Report described that microsurfacing treatment can be applied on highways carrying medium to high volume traffic on high speed roads that are in good structural condition without significant surface distresses. According to Golder's summary, "[m]icrosurfacing provides a high quality skid resistant surface for an existing asphalt concrete pavement, seals the pavement surface, restores surface profile, eliminates hydroplaning, and provides a surface that is more resistant to rutting."

that he was considering microsurfacing related to the surface issues addressed in the 2014 Golder Report and the PMTR Phase III report. He considered microsurfacing to be a potential treatment for both the surface distresses that Golder observed on the RHVP through its field testing, and for the City's roads more generally as identified in Phases II and III of the PMTR.

Golder followed up with Tradewind at least twice, in December 2013 and January 2014. Dr. Uzarowski testified that he had been receiving pressure from Mr. Moore to receive the test results from Tradewind. There is no evidence, however, that Mr. Moore's pressure to review the results related to anything other than the fact that he wanted to review the 2014 Golder Report as soon as possible.

#### 6.12.2. Mr. Moore Requests and Receives Summary of Friction Testing Results

During the morning of January 24, 2014, Dr. Uzarowski sent two emails to Leonard Taylor to ask for the friction testing results, noting in the first email that his client needed Tradewind's friction tests results "for a meeting with management to discuss the pavement issue" and in the second email, that Dr. Uzarowski's client needed a comparison of RHVP friction numbers from 2007 and 2013 by noon that day.

Dr. Uzarowski testified that the client he referred to in his emails was Mr. Moore. He surmised that he and Mr. Moore had spoken by telephone. Dr. Uzarowski could not recall if Mr. Moore told him specifically that Mr. Moore needed the friction testing results for a management meeting, but that was what Dr. Uzarowski understood at the time.

In any event, at 11:44 am on January 24, Dr. Uzarowski sent Mr. Moore an email summarizing the 2007 and 2013 friction testing results of the RHVP and attaching spreadsheets from the MTO 2007 testing and a paper on SMA early age friction (the "January 2014 Uzarowski Email"). Dr. Uzarowski's email to Mr. Moore read as follows:

The surface asphalt on the RHVP is Stone Mastic Asphalt (SMA). Immediately following construction of the RHVP in 2007, the Ontario Ministry of Transportation performed friction testing in both southbound

lanes. The following table summarizes the results of this testing. The complete testing results are attached.

Lane	Average Friction Number	Friction Number Range
Southbound Lane 1	33.9	28.1 to 36.5
Southbound Lane 2	33.8	28.4 to 37.4

In 2013, the Friction Numbers were measured on the RHVP in both directions by Tradewind Scientific using a Grip Tester. The average FN numbers were as follows:

- SB Right Lane      35
- SB Left Lane        34
- NB Right Lane      36
- NB Left Lane        39

In 2009 the Ontario Ministry of Transportation published a paper at the Canadian Technical Asphalt Association Annual Conference titled “Early Age Low Friction Problem of SMA in Ontario”. The paper presented results of SMA that had been placed on Highway 401. The Friction Number results following construction were below anticipated value of 30 and ranged from 24.9 to 28.8. The paper is attached.

The content of the January 2014 Uzarowski Email was compiled from two sources. The first source was a summary Dr. Henderson prepared of the 2007 MTO friction testing results, which Golder had received in October 2007, as described in Chapter 3. Dr. Henderson emailed this summary to Dr. Uzarowski earlier in the morning of January 24.

The second source was a phone call between Dr. Uzarowski and Rowan Taylor in the morning on January 24, during which Rowan Taylor provided summary information in

the form of average friction values for the four tested lanes of the RHVP.<sup>13</sup> I am satisfied that Dr. Uzarowski obtained this summary information because he understood Mr. Moore required the RHVP results quickly, and felt Mr. Moore would be satisfied if he received the averages in advance of a written report.

While Dr. Uzarowski did not have a specific recollection of the call with Rowan Taylor, he recalled that Tradewind referred to the directions on the RHVP as eastbound and westbound (which would be consistent with the direction of travel on the LINC), rather than northbound and southbound. This may have contributed to Dr. Uzarowski inadvertently reversing the averages for the southbound and northbound lanes of the RHVP in the January 2014 Uzarowski email, and later in the 2014 Golder Report. This error was ultimately of no consequence.

Rowan Taylor testified that he would not have used the term “average FN numbers” to describe the Tradewind testing results, as Dr. Uzarowski did in his email to Mr. Moore. His evidence was that he likely would have referred to the numbers as “GN” or “grip numbers” or more generically, “friction”. Rowan Taylor testified that he was unaware of the MTO’s October 2007 testing at the time of this phone call on January 24.

The January 2014 Uzarowski Email sent to Mr. Moore did not include any cautionary language or limitations in comparing the MTO’s 2007 results with the Tradewind 2013 results. Dr. Uzarowski did not reference that the results were collected using different equipment and methodologies, and at different speeds. Dr. Uzarowski testified that he was aware in January 2014 that the results from a locked-wheel friction tester, which the MTO used, and the GripTester, which Tradewind used, could be different, and that the GripTester results would be slightly higher, but at the time, he was not aware of any reliable correlation between the two types of results. However, in January 2014, Dr. Uzarowski also knew that Tradewind would be providing a final report that would give more detailed information and analysis about its testing.

Dr. Uzarowski did not know how Mr. Moore would use the information he provided. Nor could he predict that Mr. Moore would return to and rely on the January 2014 Uzarowski Email, and not the Tradewind Report itself, in subsequent discussions with

---

<sup>13</sup> By this point, Rowan Taylor had demarcated the 17 km of testing data to the RHVP (approximately 7 km) and the LINC (approximately 10 km).

CIMA, the media, and his colleagues. Mr. Moore testified that he was not aware at this time of any limitations on the comparison between the 2007 and 2013 results, and he considered them directly comparable. In hindsight, Dr. Uzarowski's email providing these summary results, without signalling to Mr. Moore that there were limits in the ability to compare the different results, left Mr. Moore with the impression that they were directly comparable, and the further impression that the 2013 testing exhibited favourable results when compared to the 2007 results.

### 6.12.3. Mr. Moore Circulates Friction Testing Results Externally

Mr. Moore testified that he could not recall asking Dr. Uzarowski for the friction testing results on January 24, 2014, nor any reason for requiring the results that day. In particular, he did not recall any meeting with other members of management to discuss RHVP pavement issues. The evidence establishes that there was no such meeting scheduled that day. Instead, Mr. Moore sought a comparison of the 2007 and 2013 testing to provide to Tom Dziedziejko (General Manager, AME, Aecon Materials Engineering Corp.), an industry colleague with whom Mr. Moore had attended an event in Toronto the night before, for inclusion in an industry presentation that Mr. Dziedziejko was preparing.

Fifteen minutes after receiving the January 2014 Uzarowski Email, Mr. Moore incorporated most of the content into a new email. He sent that new email to Mr. Dziedziejko. This email included the text from the January 2014 Uzarowski Email regarding the completed friction testing and the associated results, and information about the use of SMA on the RHVP. Mr. Dziedziejko was one of the listed authors of the paper that Dr. Uzarowski provided in the January 2014 Uzarowski Email. Mr. Moore did not include the paragraph pertaining to the paper (or the original attachments) in his email to Mr. Dziedziejko. Mr. Moore did not restrict the manner in which Mr. Dziedziejko could use the information in any way.

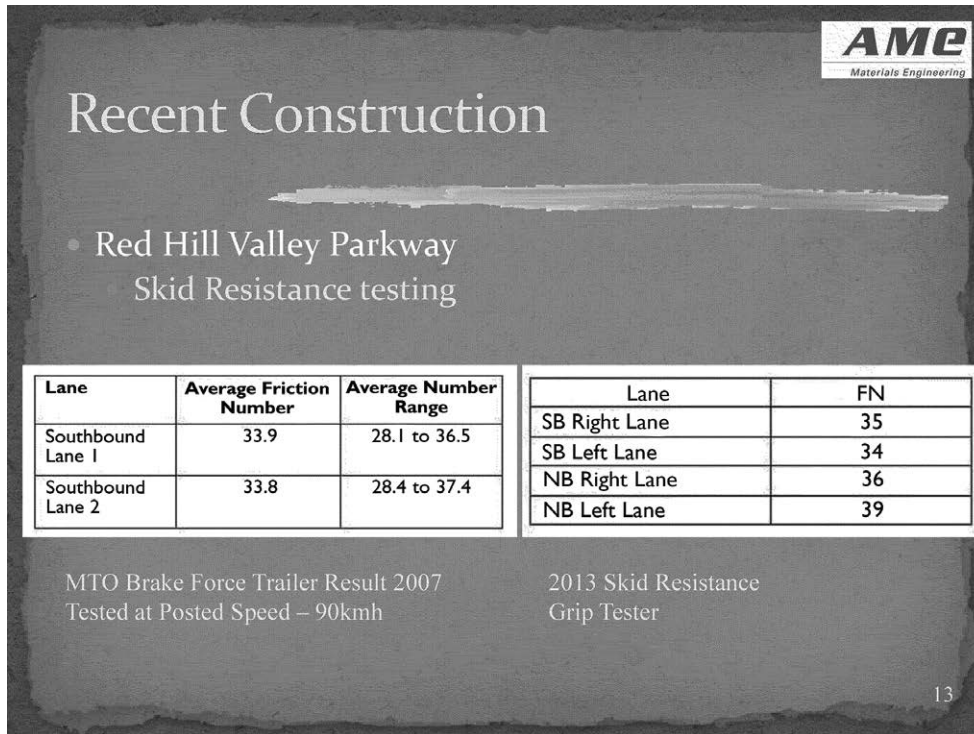
Mr. Dziedziejko included information from Mr. Moore's email regarding the RHVP on two slides in the presentation he gave at a TAC Municipal Roads Technologies Workshop on January 29 and 30, 2014, entitled "SMA For Municipalities There and Back Again". Mr. Dziedziejko listed Mr. Moore in a slide of acknowledgements.

In a slide describing the use of SMA on the RHVP, Mr. Dziedziejko stated the "City Rates Performance to Date as Excellent". On the following slide, reproduced below at



**Figure 6e**, Mr. Dziedziejko included the 2007 and 2013 friction testing numbers from Mr. Moore’s email.

**Figure 6e: Slide Related to RHVP Friction Testing Results in Mr. Dziedziejko’s January 2014 Presentation**



Mr. Moore did not believe he attended this conference or saw the presentation slides prior to this Inquiry. There is no evidence before the Inquiry to suggest anyone from the City attended the conference or saw the presentation slides. As noted in Chapter 12, several MTO staff members received a link to or copy of Mr. Dziedziejko’s presentation slides in March 2014.

The Inquiry received no evidence indicating that Mr. Moore sent the content from the January 2014 Uzarowski Email to anyone other than Mr. Dziedziejko at that time.

### 6.13. Tradewind Provides Its Final Report to Golder

On January 26, 2014, Tradewind provided its final report to Golder. Leonard Taylor emailed Dr. Henderson and Dr. Uzarowski an electronic copy of the Tradewind Report,

and advised that a hard copy and invoice would follow by mail. He provided a brief summary of the results in his email, writing as follows:

You will note that while the average GripNumber friction levels were generally uniform and comparable to or above the relevant reference levels on the Lincoln Valley Parkway, those from the Red Hill Valley Parkway were considerably below the reference levels and less consistent.

The same day, Leonard Taylor also responded to Dr. Uzarowski's January 24, 2014, email requesting friction results, apologizing for the delay in providing the report. He also referenced the January 24, 2014, call between Dr. Uzarowski and Rowan Taylor.

Dr. Uzarowski did not speak with Mr. Moore between his receipt of the Tradewind Report on January 26, 2014 and January 31, 2014, when Dr. Uzarowski sent Mr. Moore the draft 2014 Golder Report as described below.

As the Tradewind Report is central to this Inquiry, I will describe its preparation, contents, and findings, in some detail.

#### 6.13.1. Preparation of and Findings in the Tradewind Report

In accordance with Tradewind's usual practice at the time, Rowan Taylor processed the friction testing data collected by Mr. Hogarth, including preparing graphs and charts for use in the eventual report. Leonard Taylor then interpreted the data and prepared the report.

The Tradewind Report was signed by Leonard Taylor and dated January 2014, although the date of the testing, November 20, 2013, featured more prominently on the report cover and the first page, which led to some confusion years later for City staff describing the date of the report itself. The Tradewind Report was 18 pages long, five pages of which were appendices. The report was in final form when Tradewind delivered it to Golder in January 2014. Golder applied a "draft" watermark to the Tradewind Report when Golder included it as an appendix to the 2014 Golder Report (discussed below), which also led to some confusion later for City staff.

Tradewind included a description of the equipment and methodology used to conduct the testing on November 20, 2013. These details are referenced above in this chapter. In describing the GripTester equipment used, Tradewind provided some context for common uses of the GripTester, noting it as “an ICAO [International Civil Aviation Association] listed and FAA [United States Federal Aviation Administration] approved runway friction measurement device and one that is used extensively by road authorities in the U.K., Australia and New Zealand”.

Early in the Tradewind Report, Tradewind made clear that there are no “directly applicable” standards or guidelines in Canada and the United States with which to compare the data collected on roads and highways by Continuous Friction Measurement Equipment (“CFME”), the class of friction testing devices that includes the GripTester. Tradewind noted its use of a UK reference table, described as the “Reference Grip Number Data for Roads: UK Investigatory Skidding Resistance Levels (Risk Rating) for different Categories of Site”, as an established and reasonable guideline against which to compare the results of its testing. Tradewind also provided the following Canadian examples in which GripTester measurements were used to assess the frictional performance of roadways:

The company responsible for the maintenance of the Highway 407 Express Toll Route owns and operates a GripTester provided by Tradewind Scientific and uses the collected data to monitor friction levels along its entire route. Engineering companies and some provincial highway authorities in Canada have also used GripTester measurements to assess road surface friction performance.

Tradewind included the UK reference table noted above, and reproduced as **Figure 6f**, as an appendix to the Tradewind Report. Rowan Taylor testified that he obtained this table from one of Tradewind’s prior reports, and that he understood the original source for the table to be a 1994 user manual on machine data collection prepared by the UKPMS (United Kingdom Pavement Management System).

The investigatory levels table at **Figure 6f** sets out risk ratings based on the Grip Number (GN), using friction demand categories based on both the type of roadway facility and the particular roadway geometry, with different investigatory levels for each marked in red, along with an explanatory note. The concepts of “investigatory levels” and “friction demand categories” are explained in Chapter 1.

**Figure 6f: UK Investigatory Levels Table Included in the Tradewind Report**

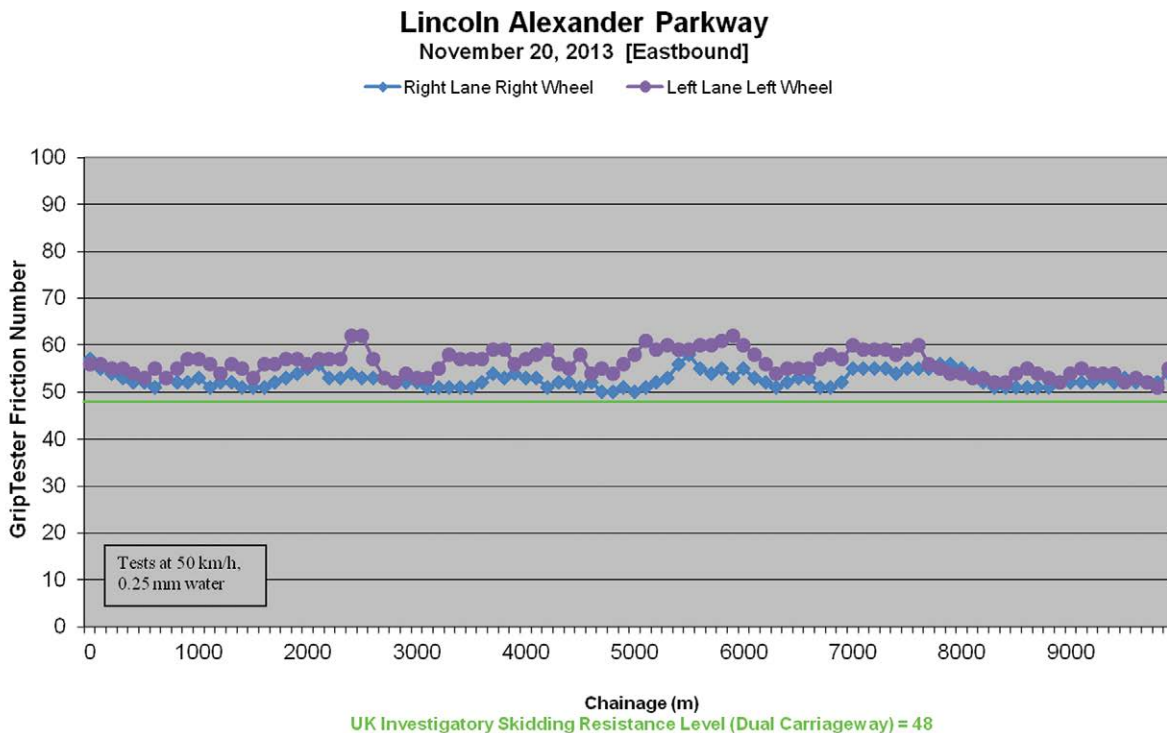
Site Definition	Levels in terms of GN							
Risk Rating	0.42	0.48	0.54	0.60	0.66	0.72	0.78	0.84
	1	2	3	4	5	6	7	8
Motorway								
Dual Carriageway								
Single Carriageway								
Dual Carriageway – Minor Junctions								
Single Carriageway – Minor Junctions								
Approaches and Major Junctions								
Gradient 5% to 10%. Longer than 50m								
Gradient steeper than 10%. Longer than 50m								
Bend. Radius <250m								
Approach to Roundabout								
Approach to traffic signals, pedestrian crossings, Railway crossings								

**Note:** The UK Highway Friction Investigatory Levels are based on GripTester Friction Numbers measured with an ASTM 1884 tire (140 kPa) at 50 km/hr with an applied water depth of 0.25. Table Courtesy Findlay Irvine Ltd.

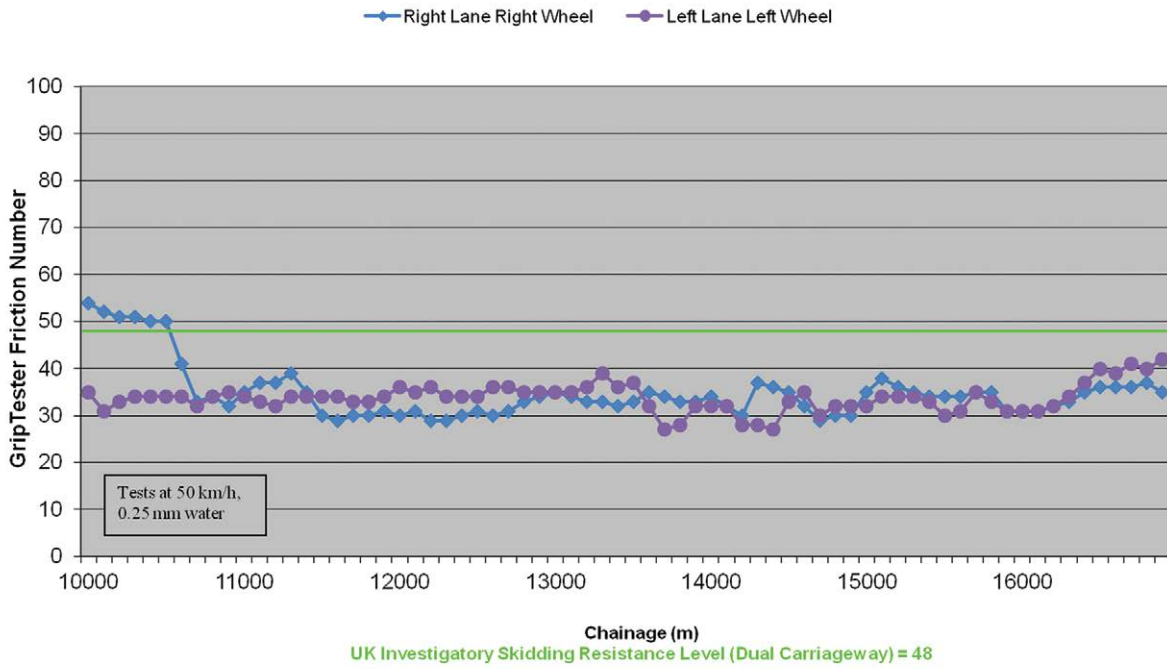
As noted in Chapter 1, the investigatory levels table that Tradewind included in the Tradewind Report was an older version of the UK investigatory levels table than the version in place at the time of Tradewind’s testing in 2013. However, the Tradewind results were below the investigatory level of whichever version of the UK standard was applied.

In the “Friction Measurement Results” section of the Tradewind Report, Tradewind summarized and analyzed the friction results for the LINC and RHVP. It also included graphs to present the friction values obtained by the five test runs for both roadways, which are reproduced below in **Figures 6g to 6i**. **Figures 6g to 6i** show the friction test results along the length of the LINC and RHVP for the right and left lanes of the eastbound/northbound and for the westbound/southbound test runs, as well as a centreline reference (described above) for the RHVP and LINC. The green horizontal line at 48 GN corresponds to Investigatory Level 2, as noted in **Figure 6f**.

**Figure 6g: Friction Values from Tradewind’s Eastbound LINC and Northbound RHVP Test Runs**

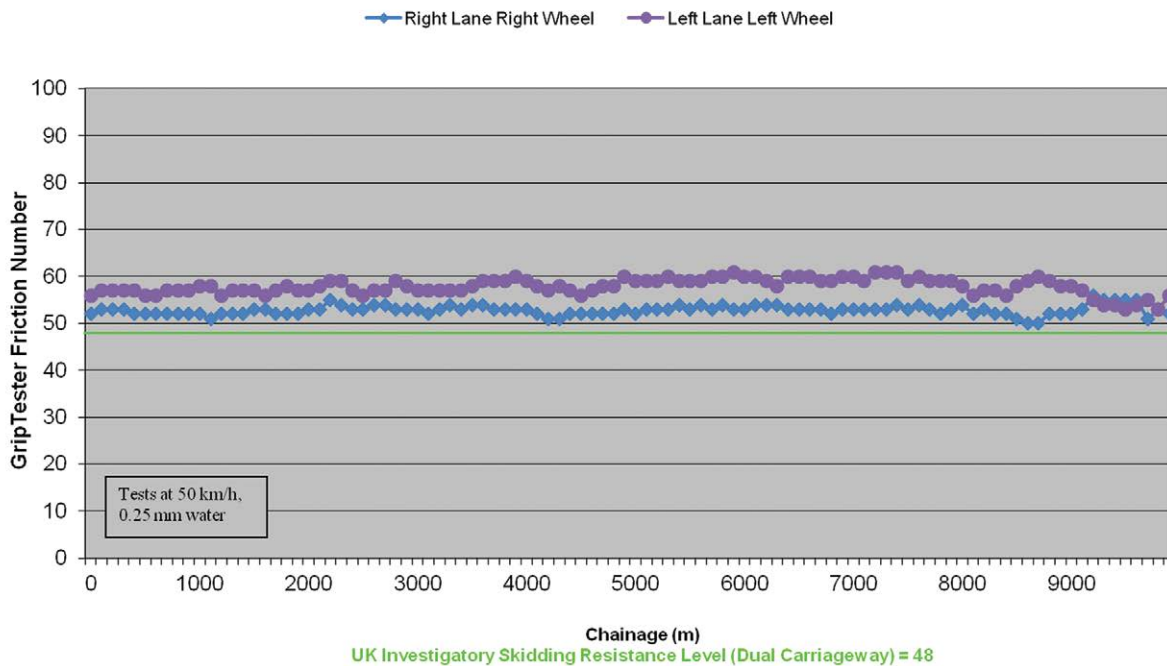


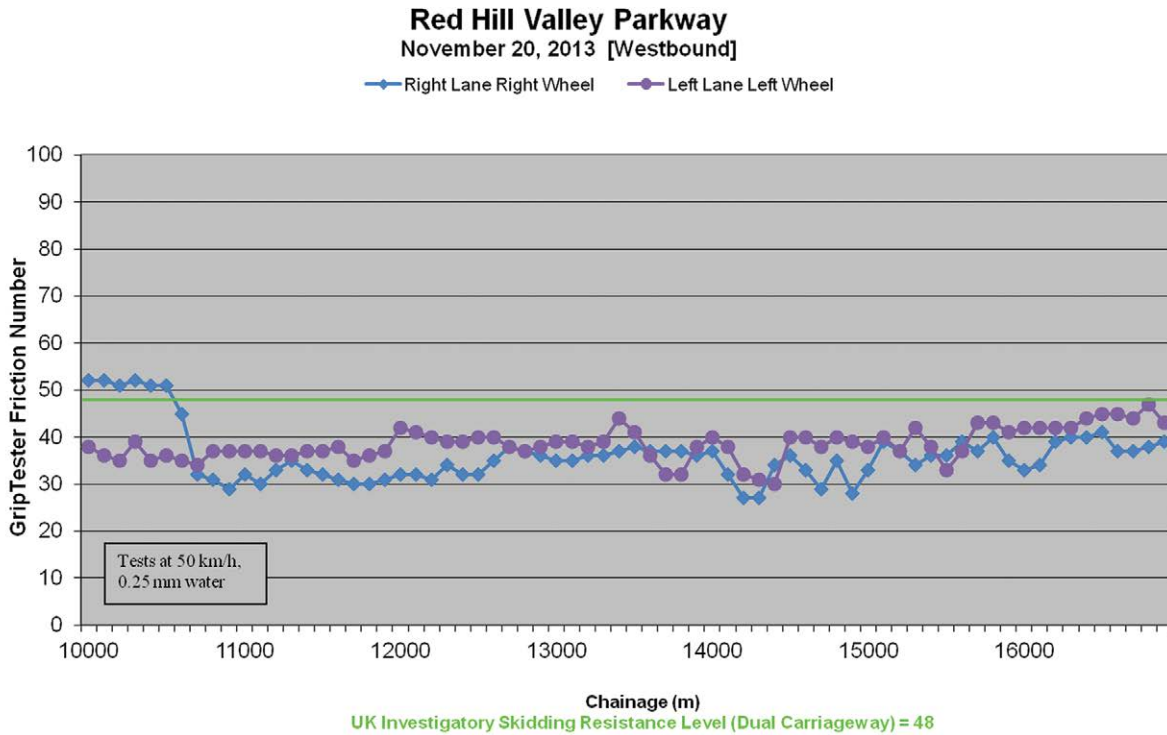
**Red Hill Valley Parkway**  
November 20, 2013 [Eastbound]



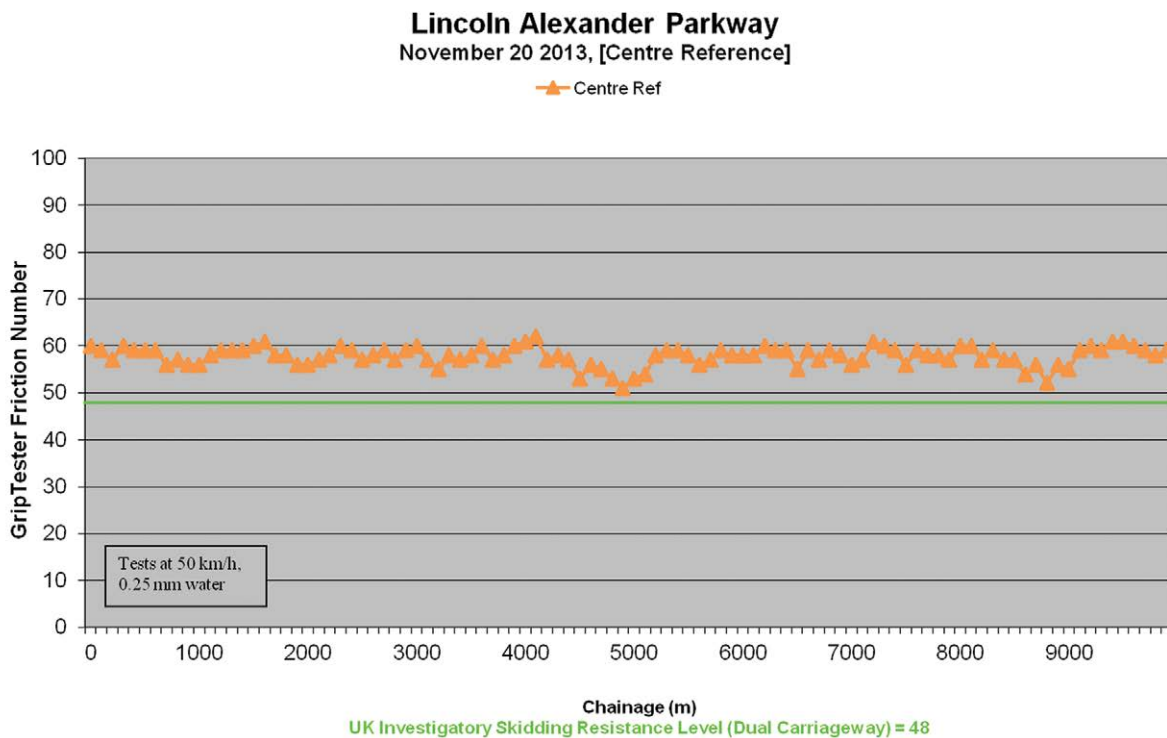
**Figure 6h: Friction Values from Tradewind’s Westbound LINC and Southbound RHVP Test Runs**

**Lincoln Alexander Parkway**  
November 20, 2013 [Westbound]



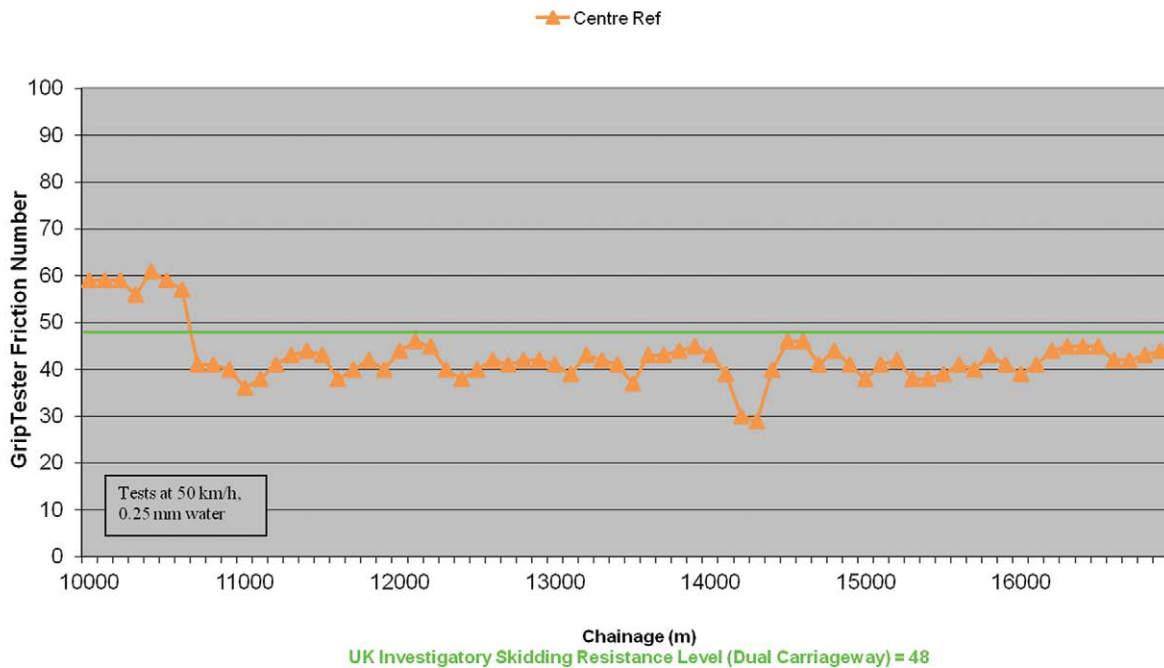


**Figure 6i: Friction Values from Centreline Reference LINC and RHVP Test Runs**





**Red Hill Valley Parkway**  
November 20 2013, [Centre Reference]



Tradewind found that the average results from the LINC were “generally *comparable to or above* the reference Investigatory Level 2 (Grip Number = 48).” It also found the LINC results from the four test runs to have “displayed remarkable consistency when subdivided into 100m section values.” Tradewind explained that this “indicates a high level of uniformity in the surface texture and pavement composition along the full extent of the road”.

In contrast, Tradewind found the average results from the RHVP to be “generally *well below* the reference Investigatory Level 2. Most of the length of the RHVP had Grip Numbers in the range of 30-40. Only a short section, approximately 600m in length, of the right hand wheel track of the right hand (outside) lanes near the southwest end of the Parkway had friction values above the UK Investigatory Level 2.”

It is noteworthy that the LINC was repaved in 2011, as discussed in Chapter 5. The Inquiry received evidence that the 600 m section of the RHVP testing that Tradewind referred to as having values above “the UK Investigatory Level 2” was likely a section of pavement included in the 2011 LINC resurfacing, and therefore, was not SMA placed during the construction of the RHVP in 2007. Accordingly, the drop in friction

values shown on the RHVP graphs at **Figures 6g to 6i**, set out above, likely reflects the point of demarcation between the asphalt used in the 2011 LINC resurfacing and that used in the 2007 RHVP construction.

Tradewind also found the results from the four test runs in the right-hand wheel path of the two lanes in each direction were “quite consistent”, but had more localized variations over relatively short lengths which “indicate[d] significant variation in the surface texture and pavement composition along the extent of the facility”. Tradewind found the results from the centreline reference test run to be approximately 6 to 8 points (Grip Numbers or “GN”) higher than the right wheel path of the outside lanes. Tradewind described this as “consistent with what would be expected from wear-related texture loss that occurs primarily in the wheel track areas, and indicates substantial loss of surface texture and friction due to vehicular traffic”.

In addition to the friction test data for the mainline sections, Tradewind included a summary of the data from the friction testing of the sections of the three tested ramps, summarized in **Figure 6j**.

**Figure 6j: Summary of RHVP Ramp Friction Results**

Chainage (m)	Greenhill Off Ramp	Greenhill On Ramp	Stone Church Off Ramp
0-100	51	60	38
100-200	48	60	40
200-300	68	52	33
300-400	77	42	39
<b>Average:</b>	<b>61</b>	<b>54</b>	<b>38</b>

Tradewind found the friction values from the 100 m sections of the Greenhill Avenue ramps to vary significantly over the 400 m tested section, and that they were “comparable to or slightly higher than the UK Investigatory Level 3”, the investigatory level that applies to dual-carriageway roads with minor junctions. Tradewind identified this level as a GN of 54. The Tradewind Report also noted that the corresponding “UK

Investigatory Level 4” for approaches and major junctions was a GN of 60. This latter distinction appears to relate to whether the three tested ramps would be considered a minor or major approach. Tradewind did not specify in the Tradewind Report which investigatory level it considered to be applicable to the RHVP ramps.

Tradewind found the results from the Stone Church Road ramp in the Mud Street interchange, which had an average GN of 38 over the 400 m tested length to be more consistent “but considerably lower” across the 400 m than the Greenhill Avenue ramps. Dr. Uzarowski testified that he believed that the Stone Church Road off ramp tested by Tradewind was the location of the SMA test strip, and was therefore paved with SMA. Rowan Taylor similarly testified that the ramp Dr. Uzarowski identified as being paved with SMA was likely the same Stone Church off ramp tested by Tradewind.

Based on the notes Mr. Hogarth prepared during the testing, Dr. Henderson’s testing field notes, and the testimony of Dr. Uzarowski, it appears that the on and off ramps at Greenhill Avenue were paved with a Superpave 12.5 FC2 mix, except for the last 140 m of the on ramp and the first 260 m of the off ramp, which may have also been paved with SMA.

In the “Conclusion and Recommendations” section, Tradewind found the LINC results to “indicate a generally uniform pavement surface texture and composition, with limited variation due to vehicular traffic wear.” Tradewind concluded the following regarding the RHVP friction results:

However, the overall friction averages as measured by the GripTester on the designated lanes and sections of the Red Hill Valley Parkway were *below or well below* the same UK Investigatory Level 2.

The overall low levels and the variability of friction values along the length of the Parkway indicate the need for a further examination of the pavement surface, composition and wear performance. It should be noted that, in addition to the overall low average Grip Number levels on this facility, there are some localized sections with quite low friction values, reaching 27-30 in several areas. We recommend that a more detailed investigation be conducted and possible remedial action be considered to enhance the

surface texture and friction characteristics of the Red Hill Valley Parkway, based on the friction measurements recorded in the current survey.

In the Friction Measurement Results section, Tradewind also noted that although four crosswalk sections were also tested, the data for that testing was inconclusive. Tradewind recommended that the “localized areas should be tested with a more appropriate device or methodology.” In email discussions between Dr. Uzarowski and Leonard Taylor on January 30, 2014, Leonard Taylor confirmed that it would not be possible to extract friction values for the crosswalk testing.

### 6.13.2. Golder Internally Discusses Tradewind Results

On January 27, 2014, the day after receiving the Tradewind Report, Dr. Uzarowski emailed his colleagues at Golder — Dr. Henderson, Ms. Rizvi, Dr. Michael Maher (Principal, Pavement and Materials Engineering, Golder), and Andrew Balasundaram (Principal, Pavement and Materials Engineering, Golder) — writing:

I hope this will be of interest to you. We have just received a friction testing report for the Red Hill Valley Parkway and Lincoln Alexander Parkway, both in Hamilton. The FN values for the RHVP are generally about 35 to 40 while for the Linc between 50 and 60, so drastically better. There was a SMA mix with traprock from Quebec used on the RHVP and SP 12.5 FC2 with Ontario traprock and 10 RAP used on the Linc.

The traprock used on the RHVP met all the specified requirements. We haven't tested Polished Stone Value (PSV) for any of the aggregates. There is also an interesting question: Are the SN numbers for the surface on the Linc so much better only because of better traprock or the fact that there was 10% RAP with much softer limestone aggregate added to the Linc mix, so a mixture of hard and soft rok [*sic*], had a big impact on the frictional characteristics?

I think that the road authorities realize more and more the importance of the frictional characteristics of our pavements. I am, therefore, interested in buying PSV testing equipment as I discussed it with Michael.

Dr. Uzarowski testified that he emailed his colleagues about the difference in friction values between the RHVP and LINC, because he felt it was a “technical question to discuss with [his] colleagues”. He attributed the LINC “unusually high” values to the additional 10% of “soft materials” added to the LINC pavement mix.

It is my view that Dr. Uzarowski’s attention to the friction values tested in 2013 reflected lingering questions in his mind about the performance characteristics of the Demix aggregate used in the RHVP’s SMA surface course, rather than an issue of immediate concern for traffic safety on the RHVP, traffic safety being an area in which he was not an expert. In this regard, I also note that Golder and Dr. Uzarowski were not aware of the collision patterns on the RHVP that had been identified by CIMA in the 2013 CIMA Report.

## 6.14. Mr. Moore Receives the 2014 Golder Report and Tradewind Report on January 31, 2014

On January 31, 2014, Dr. Uzarowski emailed the draft 2014 Golder Report, which included the Tradewind Report as an appendix, to Mr. Moore. Dr. Uzarowski copied Dr. Henderson and Ms. Rizvi on his email. He wrote:

Please find attached an updated draft report on the condition of the pavement on the RHVP 6 years after construction. We have included the friction testing results in the updated report. If you have any questions or require more information please do not hesitate to contact me.

Dr. Uzarowski confirmed in his testimony that he did not share or discuss the 2014 Golder Report (or the appended Tradewind Report) with anyone at the City other than Mr. Moore. Neither Ms. Rizvi nor Dr. Henderson provided or discussed either report with anyone at the City at that time.

### 6.14.1. Findings in the 2014 Golder Report

The 2014 Golder Report is a 120-page document, with the first 12 pages being the body of Golder’s report, followed by appendices, including the 18-page Tradewind Report. At the time the 2014 Golder Report was provided to Mr. Moore on January 31, it was in draft form and included a “draft” watermark. It was unsigned, although

it included signature lines for Dr. Uzarowski, Dr. Henderson, and Ms. Rizvi, each of whom contributed to the 2014 Golder Report in varying capacities.

It was typical for Golder to provide its clients with draft reports prior to finalizing and signing the report. Mr. Moore and other witnesses from the City testified that this was common practice not just for Golder, but also for consultants retained by the City more generally.

As noted above, although Golder applied a “draft” watermark to the entire 2014 Golder Report, including the Tradewind Report, Golder did not intend to give the impression that the Tradewind Report was not final in doing so.

The 12-page body of the 2014 Golder Report was divided into six parts. The first four parts and most of the appendices, which collectively comprise the substantial majority of the 2014 Golder Report, reflect Golder’s original mandate from March 2013, discussed above, and relate strictly to the condition of the RHVP pavement. Only two pages of the 2014 Golder Report, Parts 5 and 6 refer to the friction testing conducted by Tradewind, which had been added in September 2013.

Parts 1 to 4 of the 2014 Golder Report were comprised of a brief introduction and a summary and analysis of the results of Golder’s field testing in the spring and summer of 2013. The four tests and their results, as well as Golder’s discussion of the RHVP friction testing and its analysis and recommendations in Parts 5 and 6 are summarized below.

### **Part 3.1: Visual Condition Inspection**

In Part 3.1, Golder outlined the results of its visual condition inspection, and described the RHVP pavement to be “generally in good condition with limited surface distresses being observed.” Golder noted various surface distresses, including pavement edge cracking in the shoulder and along the edge of the driving lanes in numerous locations, slight to moderate distortions which Golder anticipated to be the result of prior significant flooding, and slight to moderate “generally longitudinal cracking” in portions of the driving lanes in both directions (primarily in the outside lane), which Golder anticipated to be top down in nature. Golder also observed a few locations where longitudinal construction joints were opening, primarily where the RHVP widened to three lanes in one direction.

### **Part 3.2: Asphalt Cores**

As described above, in August 2013, Golder removed four core samples at locations where longitudinal cracks were visible on the surface to further investigate the longitudinal cracking. Golder reported in the 2014 Golder Report that it found the cracking to be within, at most, the top two layers of asphalt. This included the SMA surface course, which was the top layer of the RHVP perpetual pavement.

### **Part 3.3: Surface Profiler Testing**

Part of Golder's field investigation involved measuring the RHVP's longitudinal profile — that is, the road roughness or smoothness and rideability. Testing was performed in both the RHVP northbound and southbound lanes, with measurements taken every 100 m in accordance with the International Roughness Index ("IRI"). Golder provided the average, minimum, and maximum IRI in metres per kilometre in the body of the 2014 Golder Report, and included the complete results in Appendix C to the report.

### **Part 4: Falling Weight Deflectometer Testing**

The 2014 Golder Report also evaluated the pavement with FWD testing, which looks at the physical properties of the pavement and the capacity to hold up to heavy loads on the roadway. The report summarized the FWD testing Golder performed on May 9, 2013. Golder found that the "results indicate that there is no significant deterioration of the load bearing capacity of the pavement layers on the RHVP." Ms. Rizvi conducted the analysis of the FWD test results (as noted above) and drafted this section of the 2014 Golder Report. This was the only section of the 2014 Golder Report to which Ms. Rizvi contributed.

### **Part 5: Friction Testing**

Golder addressed the Tradewind Report in Part 5 of the 2014 Golder Report. Golder also appended the Tradewind Report as Appendix E, found at pages 102 to 119 of the 2014 Golder Report. Dr. Uzarowski testified that he drafted Part 5 of the 2014 Golder Report.



Golder’s summary of Tradewind’s testing, reproduced below, was brief, and pertained only to the RHVP testing (although it referenced that Tradewind had also tested and reported on the LINC):

Friction testing was carried out on the RHVP in November 2013 by Tradewind Scientific using a GripTester. The testing was completed in both of the northbound and southbound thru lanes. Complete results of the friction testing are provided in Tradewind Scientific’s report in Appendix E. This report also covers the results of friction testing on the Lincoln M. Alexander Parkway. Table 6 provides a summary of the average testing results on the RHVP.

Section	Average Friction Number
Lane 1 Southbound	34
Lane 2 Southbound	35
Lane 1 Northbound	39
Lane 2 Northbound	36

Although the Friction Number (FN) values are higher than when measured in 2007 immediately after construction (between 30 and 34), they are considered to be relatively low. Typically the FN values should be at least equal to or higher than 40 to be considered adequate. In the United Kingdom, for example, the FN values should be at least 48 for a motorway pavement.

In other words, the 2014 Golder Report contained the conclusion that friction levels on the RHVP were “relatively low”. Dr. Uzarowski testified that he conducted some research in order to draft this part of the 2014 Golder Report, and that his research led him to conclude that Tradewind was overly conservative in its assessment of the friction testing results, in particular its use of a GN of 48 for the UK Investigatory

---

<sup>14</sup> I note that, like with the January 2014 Uzarowski Email that Dr. Uzarowski sent to Mr. Moore, Dr. Uzarowski reversed the northbound and southbound results in this table.

Level 2, and that he would instead use an investigatory level of GN40. Dr. Uzarowski testified that he based this conclusion on three documents:

- 1) the British Department of Transportation Standard for Investigatory Levels of Road Surface Friction Resistance (found at table 2.7 of the 1997 TAC Pavement Design and Management Guide), which identified 0.35 (being a GN of 35) as the investigatory level for a motorway or dual carriageway based on a SCRIM testing machine at 50 km/h;
- 2) a UKPMS chart which converted SCRIM friction values to Grip Numbers; and
- 3) a Pennsylvania standard from a National Cooperative Highway Research Program paper (found at table 2.6 of the 1997 TAC Pavement Design and Management Guide), which that indicated that “no further action required” for skid numbers greater than 40. The “skid number” of 40, however, referred to the results obtained from a locked-wheel tester, taken at a speed of 40 mph (65 km/h), not from a GripTester.<sup>15</sup>

Dr. Uzarowski testified that he also took into consideration his understanding that the MTO viewed FN30, as an expected or acceptable value although not a clearly defined friction threshold.

From all of this, Dr. Uzarowski came to the conclusion that “[t]ypically the FN values should be at least equal to or higher than 40 to be considered adequate”, which he reflected in the 2014 Golder Report, without including the analysis by which he reached that conclusion because he wanted to keep the report “pragmatic, simple”. Although he conflated FN and GN in the 2014 Golder Report, Dr. Uzarowski was correct that the GN48 investigatory level used in the Tradewind Report (based on the outdated UK reference table) was too conservative.<sup>16</sup> The friction value of 40, which Dr. Uzarowski used in the 2014 Golder Report, and which he rounded from 41, aligned with the then current UK standard investigatory level of GN41 (as set out in Chapter 1). In using the phrase “relatively low” to describe the RHVP results, Dr. Uzarowski

---

<sup>15</sup> This table is also discussed in Chapter 11, in context of a subsequent report Golder delivered to the Engineering Services department in 2019.

<sup>16</sup> Discussion regarding the UK investigatory standards applicable at the time of the Tradewind Report is included in Chapter 1.

testified that he intended to convey that the results were “not a red flag value, but not what would be adequate” because they were below the investigatory level of GN41 (which he rounded to GN40).

Golder did not summarize or describe the LINC results in comparison in the 2014 Golder Report. Dr. Uzarowski explained in his testimony that he did not reference the LINC results (including his description to his colleagues of the LINC results being “drastically better” than the RHVP) because the 2014 Golder Report related only to the RHVP. He also testified that his recommendation (discussed below), if followed, would have provided the RHVP with friction numbers more comparable to the adjoining LINC.

Golder did not note in the 2014 Golder Report that the Tradewind results were obtained using different equipment than the 2007 MTO results, and Golder’s reference to the Tradewind results being higher than when measured in 2007 may have given a reader the impression that they were in fact directly comparable. There was also no reference to the SMA early age low friction issue and/or the fact that the MTO October 2007 friction values were expected to increase once traffic wore off the asphalt cement film on the then newly paved SMA surface of the RHVP.<sup>17</sup> Dr. Uzarowski had, however, raised the topic of early age friction in the January 2014 Uzarowski Email, and attached a paper on that topic. In hindsight, a statement in the 2014 Golder Report clarifying that the friction results were not directly comparable may have been helpful.

In his testimony, Dr. Uzarowski acknowledged that the “wording” in the 2014 Golder Report, by which I understand him to mean the absence of certain background information, was “maybe not very fortunate” but said that his overall intention was to convey that the Tradewind results were not adequate, and that “[s]omething ha[d] to be done”.

However, Golder’s conclusions as to its view of the adequacy of the Tradewind results was clear. The 2014 Golder Report expressly stated that although the Tradewind values were higher than those measured in 2007, they were considered to be relatively low, and that, in Golder’s view, values should be at least equal to or higher than 40 to be considered adequate. Golder’s conclusions regarding the adequacy

---

<sup>17</sup> The SMA early age low friction issue is discussed in detail in Chapter 1.

of the reported values would also have been reinforced upon reading the appended Tradewind Report.

### **Part 6: Analysis and Recommendations**

Golder included its analysis and recommendations in Part 6 of the 2014 Golder Report. The focus in Part 6 was on the state of the pavement of the RHVP, although, as Golder noted, implementation of its recommendations to treat the pavement issues would also address the relatively low friction numbers on the RHVP.

The 2014 Golder Report explained that as part of the perpetual pavement design for the RHVP and its life cycle cost analysis, “it was anticipated that some cracking, mainly longitudinal top down, will occur and will have to be addressed”.<sup>18</sup> Golder also found that the top down longitudinal cracking was “most visible at the end of the RHVP that is closest to the QEW” and that the “FWD testing clearly indicate[d] that the subgrade [was] the softest along this section of the RHVP.”

Golder noted that the volume of traffic on the RHVP in the six years of service was much higher than the values assumed during the original design. The life cycle cost analysis assumed that certain remedial work would be needed over time based on assumed traffic volumes. It also found that the two flooding events “likely worsened the subgrade conditions and resulted in a few areas of localized depressions”.

Golder made the following recommendations for pavement treatment of the RHVP:

In order to remedy the longitudinal top down cracking, it is recommended that the surface course SMA be milled and a new surface course mix be placed at selected locations. At a minimum the milling and overlaying should be carried out on sections where the most frequent top down cracking is observed. Based on our pavement visual condition inspection, the minimum total length of the sections where mill and overlay is required would be about 2.5 km. The exact locations for the milling and overlaying should be determined on site. It is also recommended that if there is any debonding of the underlying [Superpave] 19.0 layer

---

<sup>18</sup> The RHVP’s perpetual pavement design and the related life cycle cost analysis are described in Chapter 2. The concept of perpetual pavement is also discussed in Chapter 1.

observed during the milling and overlaying operation, the debonded [Superpave] 19.0 layer should also be removed.

On the remaining portion of the RHVP, the existing cracks in the surface course should be routed and sealed to prevent the ingress of water and incompressible material into the pavement structure. Following the routing and sealing, it is recommended that a single layer of microsurfacing be applied. By carrying out the mill and overlay where required and applying microsurfacing, the issue of relatively low FN on the RHVP would also be addressed. The new surface course mix to be used on the RHVP Should [sic] incorporate aggregates that have good Polished Stone Value (PSV). It is recommended that the PSV of potential aggregate sources be tested in the laboratory.

The cracks in the paved shoulder along the edge of the driving lanes should also be routed and sealed to stop the ingress of water.

## 6.15. Dr. Uzarowski and Mr. Moore Discuss the 2014 Golder Report and the Tradewind Report in February 2014

### 6.15.1. Meeting on February 7, 2014

On February 4, 2014, Dr. Uzarowski and Mr. Moore spoke by phone and agreed to meet in person on February 7. Dr. Uzarowski prepared a list of items to discuss at this meeting, which included references to, among other topics, the PMTR III, the instrumentation project, the 2014 Golder Report, and the Tradewind Report.

Dr. Uzarowski brought two hard copies of the 2014 Golder Report to the meeting on February 7, one for each of them. Mr. Moore testified that he likely reviewed the 2014 Golder Report after receiving it electronically on January 31, 2014 and before the meeting on February 7, 2014. Dr. Uzarowski testified that his impression was that Mr. Moore had not read the 2014 Golder Report or the Tradewind Report in advance of their meeting. As set out below, I conclude that, at most, Mr. Moore may have read the 12-page body of the 2014 Golder Report (excluding appendices) before the meeting, retaining nothing regarding the Tradewind Report.

To the extent that Mr. Moore reviewed Part 5 of the 2014 Golder Report when he received it, he would have seen Golder's conclusions that friction levels on the RHVP were "relatively low", and that "[t]ypically the FN values should be at least equal to or higher than 40 to be considered adequate", along with a statement that the complete friction testing results were provided in the Tradewind Report at Appendix E. Among other things, the Tradewind Report would have informed him of the particular testing equipment Tradewind used and the UK standard applied by Tradewind in reaching its conclusions.

Dr. Uzarowski recalled that the discussion regarding the 2014 Golder Report and the Tradewind Report was relatively brief, approximately 10 to 15 minutes. Insofar as the meeting addressed the friction results, Dr. Uzarowski testified that they did not discuss the Tradewind Report "broadly or over a long period of time". However, both Mr. Moore and Dr. Uzarowski recalled that Dr. Uzarowski described the difference in friction results between the RHVP and LINC.

It is important to note that, as mentioned above, the focus of the 2014 Golder Report and the discussion between Dr. Uzarowski and Mr. Moore was on the state of the RHVP pavement generally, not the friction testing results of Tradewind. Regarding the pavement surface, Dr. Uzarowski testified that he discussed various pavement treatment options during the meeting, as reflected by his note "micro, blasting". Dr. Uzarowski brought a brochure on microsurfacing he had obtained from Trevor Moore at Miller Paving, which he provided to Mr. Moore during the meeting. He recalled telling Mr. Moore that Golder recommended microsurfacing the RHVP to address both the condition of the roadway and the friction levels. Dr. Uzarowski also recalled raising shotblasting with Mr. Moore, telling him that it was a "quick, very cost effective" technology to improve the microtexture and macrotexture of pavement. Dr. Uzarowski could not recall how Mr. Moore reacted to the discussion of microsurfacing and shotblasting, other than perceiving Mr. Moore to have received this information, or what Mr. Moore's viewpoint was on Golder's recommendation to mill and overlay a portion of the RHVP, discussed below.

Mr. Moore did not recall discussing Golder's recommendation to mill and overlay a section of the RHVP. However, he testified that it was "not a surprising recommendation, and it's consistent to what we anticipated" and that it was a viable and understandable recommendation to preserve the integrity of the perpetual pavement. Mr. Moore also

testified that the cost of the mill and overlay, though perhaps significant, was “relatively cheap in terms of what you might have to do if you don’t do it”.

Mr. Moore explained in his testimony that he had prior unsuccessful experiences using microsurfacing on City roads, and that, although he did not recall discussing microsurfacing with Dr. Uzarowski during their February 7 meeting, he would have made it clear to Dr. Uzarowski at some time that microsurfacing was not something the City would likely consider “as a useful and good value for money type of treatment”.

Dr. Uzarowski’s meeting notes included a reference to “PSV”. He testified that he asked Mr. Moore at the meeting if he was interested in Golder conducting PSV testing of the existing RHVP material to verify the friction testing results, and that Mr. Moore declined the PSV testing. In February 2014, Dr. Uzarowski knew that the Demix aggregate used in the RHVP SMA surface course in 2007 was on the MTO’s Designated Sources for Materials (“DSM”) list, which meant that the PSV of the aggregate could not have been less than 50 at the time it was tested by the MTO and placed on the DSM list. In his testimony Dr. Uzarowski explained that he proposed the PSV testing despite this knowledge for two reasons: because the friction testing results were “relatively low” and because of the emails he reviewed in September 2013 in which it was reported that police had said the RHVP was slippery. Dr. Uzarowski explained that, in his opinion, aggregate characteristics could change when a pavement was in service, so he wanted to verify the PSV to determine if the friction results were related to the Demix aggregate. Dr. Uzarowski understood Mr. Moore declined the testing because the aggregate was on the DSM. Mr. Moore testified that he did not recall Dr. Uzarowski raising PSV testing to determine if there was an issue with the aggregate. Mr. Moore was satisfied that the RHVP was paved using premium materials as he later described them, whereas, in my view, the Tradewind friction testing results revived Dr. Uzarowski’s lingering questions with the Demix aggregate that he hoped to dispel with further testing. There is no suggestion, however, that either Mr. Moore or Dr. Uzarowski connected this discussion to any issue of traffic safety.

Mr. Moore and Dr. Uzarowski’s recollection of the February 7 meeting diverge significantly on the topic of Tradewind’s use of a UK standard which also raises the more fundamental question of whether Mr. Moore read the Tradewind Report at this time.



Mr. Moore testified that Tradewind's use of a UK standard "jumped off the page" and was "the major issue as far as [he] was concerned in both the Tradewind [results] and their recommendations." Mr. Moore testified that he understood from the 2014 Golder Report that the October 2007 MTO results could be directly compared to the Tradewind results, and that he expressed confusion to Dr. Uzarowski during the February 7 meeting that he had been told earlier that the MTO testing resulted in "good numbers" but was then being told that numbers higher than the MTO testing were "not good". According to Mr. Moore, he wanted Dr. Uzarowski to obtain more information and clarify how the standard applied to the City's roads, and he asked Dr. Uzarowski to do so. Mr. Moore stated that, accordingly, he did not accept Tradewind's results or its recommendation to further investigate and made no decision at the meeting. Mr. Moore testified that he would not "expend any funds or take any actions" until he understood the basis for Tradewind's conclusions.

In contrast, in testimony at the Inquiry, Dr. Uzarowski did not recall Mr. Moore suggesting that he considered anything in the 2014 Golder Report or Tradewind Report to be invalid, incomplete, or unclear, nor did Mr. Moore raise any concern with Tradewind's use of a UK standard. Dr. Uzarowski had no action items arising out of this meeting, and Mr. Moore did not ask him to contact Tradewind to obtain more information regarding the UK standard and how it applied in Ontario.

I conclude that Mr. Moore did not review the Tradewind Report, or at best gave it a very cursory review from which he retained nothing, prior to his meeting with Dr. Uzarowski on February 7, 2014. This meeting focused on the principal matter relating to the state of the RHVP pavement surface generally and devoted only limited time to discussing the friction testing.

In fact, while Mr Moore was steadfast in his testimony that he asked Dr. Uzarowski to make these inquiries regarding the UK standard and its application to Ontario roads in February 2014, I am satisfied that he did not do so until late 2015, when there is clear documentary evidence that he raised these issues with Dr. Uzarowski. Until that point, Mr. Moore's understanding of the Tradewind friction testing on the RHVP was limited to the contents of the January 2014 Uzarowski Email and the summary and conclusions in Parts 5 and 6 of the 2014 Golder Report. Mr. Moore's subsequent actions demonstrate that, from these materials, he retained a faulty understanding of

the comparability of the MTO 2007 friction testing results and the Tradewind 2013 test results.

Following the February 7 meeting, Mr. Moore did not implement the remediation recommended by Golder, which would have addressed the “relatively low” friction levels reported by Golder, nor did he conduct any further investigation of the friction levels on the RHVP.

#### 6.15.2. The 2014 Golder Report is Not Formally Finalized

Golder never delivered a signed version of the Report with the “draft” watermark removed. I find the absence of a finalized report was not because Mr. Moore was dissatisfied with the 2014 Golder Report. Rather, Dr. Uzarowski testified that Mr. Moore “didn’t care about finalizing. He just wanted the information. He wanted the numbers and [to] move ahead”. As I understand Mr. Moore’s evidence, Mr. Moore was not particularly concerned about receiving final reports — referring to this as “making it pretty and putting it on the bookcase”. What he was interested in receiving was the report’s content and the action the City needed to take.

In Dr. Uzarowski’s view, regardless of the “draft” watermark on the 2014 Golder Report, the analysis and recommendations contained in the report were final. It was Golder’s practice to wait for comments or direction from the client to finalize the report. He asked Mr. Moore on January 31, 2014 to contact him should Mr. Moore have any questions or require further information, and Dr. Uzarowski did not receive any such requests. Typically Golder would receive a direction to finalize; it was uncommon for reports to remain in draft form indefinitely. In this instance, Mr. Moore gave no further instructions or comments regarding the status of the 2014 Golder Report. As a result, both Dr. Uzarowski and Mr. Moore effectively treated the 2014 Golder Report as finalized from this time onward.

#### 6.16. Mr. Moore’s Actions After Receipt of the 2014 Golder Report and Tradewind Report

As set out in Chapter 9, I find that the hard copy of the 2014 Golder Report that Mr. Moore received from Dr. Uzarowski in February 2014 remained in his office until Mr.

Moore cleaned out his office in May 2018, when he retired as Director of Engineering Services. It was this copy that Mr. McGuire later found in 2018.

Mr. Moore likely deleted the electronic copy of the 2014 Golder Report at some point after Dr. Uzarowski gave him a hard copy. Mr. Moore testified that he did not save all emails and documents that he received due to the City's electronic storage limits in 2014. His practice when saving documents received via email was to save the email, along with the corresponding attachment(s), within a folder system in his email inbox. This folder system included a "Red Hill" folder. Mr. Moore could not recall if he saved the electronic version of the 2014 Golder Report that he received from Dr. Uzarowski. However, as described in Chapter 9, when Mr. Moore retired in 2018, he cleaned out this inbox and uploaded several documents to ProjectWise, a document management system used by the City. These documents included the January 2014 Uzarowski Email and Mr. Moore's email to Mr. Dziezdziejko. There is no evidence that he uploaded a copy of the 2014 Golder Report to ProjectWise. This indicates that he had not retained an electronic copy at the time of his retirement, and suggests that he likely deleted the electronic copy in 2014 given his email storage limits.

Mr. Moore did not send, or otherwise make available, the 2014 Golder Report or the Tradewind Report to anyone at the City in 2014 after he received it. In particular, he did not provide an update to Mr. McLennan or to any of the staff in Traffic who he had advised in September 2013 that he would conduct testing and update with the friction results. He testified that Traffic was aware that the testing had been done "when [he] advised them that...we couldn't do the crosswalk testing for them." As discussed below, I find that, if Mr. Moore did convey anything to Traffic about the crosswalk friction testing, he did so at some point after June 23, 2014. At this time, there was no central location used across the Public Works department to store and access RHVP-related documents, as discussed in Chapter 9.

Mr. Moore testified that it was possible that he advised staff in Asset Management about Golder's mill and overlay recommendation in the 2014 Golder Report, but he did not have a specific recollection of this during his testimony, nor of whether he provided Asset Management staff with the 2014 Golder Report itself. I received no evidence to conclude that he did. Mr. Moore also did not contact Mr. Dziezdziejko, to whom he sent a summary of the results on January 24th, to provide him with the Tradewind Report or the additional context Mr. Moore had since received.

Mr. Moore did not see any urgent need to address the pavement issues raised in the 2014 Golder Report, which were the focus of the 2014 Golder Report, and did not review the Tradewind Report until much later. He continued to view the pavement as “working out well” as he indicated in an industry video in the summer of 2014. Mr. Moore testified that it was not his practice to follow up with consultants on matters he did not understand to be urgent, explaining “[i]f I didn’t have a need for it, given the normal level of the work that was going on there, then I wasn’t any better than anybody else in chasing things that weren’t, you know, of an urgent nature.”

Although Mr. Moore also testified that it was possible he had verbal discussions regarding the UK investigatory standard with individuals from the MTO, his evidence on this lacked specificity or corroboration. Because I do not accept Mr. Moore’s evidence that he had any questions or concerns regarding the Tradewind Report at the time he received it in January 2014, I similarly do not accept any of this evidence.

### 6.17. Golder’s Invoicing for Friction Testing and City Project Recordkeeping

Between January and March 2014, Golder invoiced the City for its work related to friction testing. From January to March 2014, Golder issued invoices for the friction testing, for \$4,000, \$2,000, and \$2,000. The invoices were approved by Mr. Moore, and in one instance, Mr. McGuire, who approved the invoice on behalf of Mr. Moore while temporarily acting as Director of Engineering Services.

Although Golder viewed Tradewind’s testing as one part of the 2014 Golder Report, the City had created a separate purchase order for the testing in January 2014 and Golder invoiced with respect to that purchase order. By March 2014, Golder had also invoiced a total of \$23,500 for the 2014 Golder Report, which was the total project budget, excluding contingency.

At Mr. Moore’s direction, the purchase order for the 2014 Golder Report remained open. As of mid-April 2014, the budget of \$23,500 for the project had been used; however, some contingency funds remained available. Ms. Cameron, who was Mr. Moore’s assistant, testified that Mr. Moore did not provide her with any details on why he wanted the purchase order to remain open. The Inquiry has received documents

indicating that the purchase order for the 2014 Golder Report had been closed by January 15, 2019, but the purchase order for the Tradewind Report was still open.

The City kept spreadsheets recording details relating to various roster assignments in the geotechnical category (in which Golder was a “scoped consultant” and for which Mr. Moore was the roster captain) from 2013 to 2014, which included five Golder assignments. Throughout 2014, all but one of Golder’s listed projects, including the “Red Hill Pavement condition investigation/report” were marked as “complete” in the status column. The assignment related to friction testing was marked as “started”. Mr. Moore explained in his testimony that the “status” column in this spreadsheet was more reflective of project spending, rather than the status of the project’s completion itself. The Inquiry received no evidence as to why the status of the friction testing assignment remained unchanged after the \$8000 budget had been exhausted following the receipt and payment of Golder’s final invoice, dated March 18, 2014.

I do not find, however, that the status of the friction testing project in the spreadsheet or the open purchase order regarding the 2014 Golder Report, reflected a request of Mr. Moore to Dr. Uzarowski for further information regarding the UK standard to better inform Mr. Moore’s understanding of the Tradewind Report. In this regard, because Mr. Moore’s practice regarding information that he sought from Dr. Uzarowski was to ask for it directly, and because Dr. Uzarowski’s practice was to respond promptly, it is improbable that any such information request would have remained outstanding for any period of time.

## 6.18. Continued Contact Between Golder and the City in 2014

The evidence suggests that Golder and City staff remained in contact after the February 7, 2014 meeting between Dr. Uzarowski and Mr. Moore. This contact was predominantly, although not exclusively, between Dr. Uzarowski and Mr. Moore.

Dr. Uzarowski’s notebooks contained various entries from March through to the end of 2014, which reference Mr. Moore and/or the City. The notes suggest that Dr. Uzarowski and Mr. Moore may have spoken on one or more occasions. However, the Inquiry received no evidence regarding the purpose of such conversations, and in

particular, no evidence that Mr. Moore raised any questions regarding friction testing on the RHVP or the Tradewind Report and was awaiting follow up from Dr. Uzarowski.

#### 6.18.1. Crosswalk Friction Testing Results

Mr. Jacobson, who had requested the crosswalk testing that was “piggybacked” onto the Tradewind RHVP and LINC friction testing in November 2013, followed up with Golder regarding the testing results fairly regularly after the testing was conducted. On February 12, 2014, Mr. Jacobson emailed Dr. Henderson, asking for an update on the crosswalk friction testing. Dr. Henderson did not respond or discuss the Tradewind Report with Mr. Jacobson, or anyone else.

The substance of the crosswalk friction is noteworthy for this Inquiry only insofar as it relates to communications from Mr. Moore to others about Tradewind’s testing. Mr. Moore testified that he advised Mr. Jacobson that the crosswalk friction testing did not produce meaningful information and therefore, that Traffic was aware that friction testing had been conducted from that time. There is no evidence indicating when these discussions occurred, if at all. As discussed below, the Inquiry received evidence which suggests that any such discussions may not have occurred until several months later, after late June 2014.

On June 23, 2014, Mr. Moore emailed Dr. Uzarowski writing “Did we ever get the results of the pavement roughness through the intersections with the new paint?”. The Inquiry did not receive any emails sent in response to this email. While Mr. Moore did not give evidence on why he sent this email to Dr. Uzarowski in June 2014, the email suggests that Mr. Moore had not yet advised Mr. Jacobson that “there was no meaningful information” from the crosswalk friction testing, since Mr. Moore did not appear aware of the status of that data as of that time. This email also strongly suggests that if he did in fact advise Mr. Jacobson that friction testing had been conducted as he testified, he likely did not do so before late June 2014.

I also note that by the time Mr. Moore sent this email to Dr. Uzarowski, Mr. Moore would have had the Tradewind Report, including its conclusion that the crosswalk testing data was “inconclusive” due to the equipment used, for more than four months. This further supports the conclusion that Mr. Moore had not reviewed the Tradewind Report up to this time.

## 6.19. Traffic Begins to Implement Countermeasures in 2014

Throughout 2014, Traffic staff took steps to implement the countermeasures from the 2013 CIMA Report that they thought were within their area of responsibility.

Mr. Lupton was eager to implement recommended countermeasures on the RHVP in 2014 as weather permitted. In June 2014, Mr. Ferguson advised Mr. White, who in turn advised Mr. Lupton, that many of the minor signage changes recommended by CIMA had been implemented by Traffic, that work orders were in progress for lane markings, and that permanent raised pavement markings would be installed by early fall 2014. Mr. Lupton responded that Traffic needed to implement cat's eyes before the next election, as the RHVP safety improvements were "high on the political agenda" and Traffic had promised to complete them in spring 2014.

In July 2014, Traffic prepared a work order for the installation of durable pavement markings in the area identified for the installation of cats' eyes. However, the installation of cat's eyes required specifications and was delayed. Dufferin was awarded a \$234,520 contract to supply and install recessed reflective pavement markers on the RHVP from Dartnall Road to Greenhill Avenue in November 2014. Dufferin's tentative start date for this work was December 22, 2014, weather permitting. However, due to Dufferin's work schedule around the winter holidays, Mr. Ferguson authorized Dufferin to leave the work until 2015.

In January 2015, Mr. Moore raised concerns about the length of the cut in the pavement that would be required to install the recessed reflective pavement markers on the RHVP. Dufferin could not reduce the cut length, as the cuts were already under the MTO's typical five-foot slot length for such reflectors. When Mr. Moore was advised that Traffic could not use a cut length under four feet, Mr. Moore replied: "Ok (but when the pavement fails prematurely because of these cuts I'll be asking you to provide an explanation about this need for both the reflectors and the cuts.)". As of November 2015, Mr. Cooper advised Mr. Ferguson that cat's eyes had been installed on the Dartnall Road on ramp and on the RHVP mainline. Mr. Jason Worrton (Senior Project Manager, Traffic Engineering, Traffic Operations & Engineering; Energy, Fleet & Traffic; Corporate Assets & Strategic Planning, Public Works, Hamilton) testified



that curve warning signs and “slippery when wet” signs had also been implemented around Ramp 6 (Mud Street) as of November 2015.

With respect to the kink in the RHVP roadway observed in the 2013 CIMA Report, Traffic concluded that it was unlikely that it could be corrected through pavement markings alone. Traffic concluded that it would have to wait until the RHVP was resurfaced to implement the design changes required to address the kink.

## CHAPTER 7

# The 2015 CIMA Report and Discussions on RHVP Rehabilitation from 2015 to 2016



## 7.1. Overview

By May 2015, the Traffic group had implemented or planned to implement the countermeasures from the 2013 CIMA Report and approved by the Public Works Committee (“PWC”). In contrast, there is no evidence that Engineering Services had considered the lighting, high friction pavement application, or friction testing recommendations from the 2013 CIMA Report.

In May 2015, following the deaths of two young women on the RHVP on May 5, the City retained CIMA to prepare a safety review of the RHVP (the “2015 CIMA Report”). Traffic, who took the lead on the project following Council’s direction to staff, did not include a staff member from Engineering Services on this project. This chapter addresses CIMA’s work in preparing the 2015 CIMA Report and CIMA’s contact with Gary Moore (Director, Engineering Services, Public Works, Hamilton) to discuss past friction testing conducted on the RHVP, during which Mr. Moore provided incomplete and inaccurate information to Brian Malone (Partner, Vice-President, Transportation, CIMA) about past friction testing that was “not for republication”. As a result of CIMA’s findings regarding collisions, CIMA recommended countermeasures to the City in the 2015 CIMA Report, including repeating its prior recommendation from the 2013 CIMA Report that the City conduct friction testing. CIMA also concluded that continuous illumination was warranted on the RHVP, subject to a cost-benefit analysis.

This chapter also discusses Mr. Moore’s opposition to CIMA’s proposed recommendations in the 2015 CIMA Report regarding friction testing and illumination, and Traffic staff’s management of Mr. Moore’s opposition. The staff report to PWC that Traffic staff ultimately prepared and delivered in December 2015 did not provide a clear picture of CIMA’s collision findings, and recommended deferral of the installation of rumble strips, median barriers, and end-to-end illumination, pending an assessment of potential widening of the RHVP, which was being conducted as part of an update to the City’s Transportation Master Plan (“TMP”). Staff also recommended in the staff report that friction testing, which CIMA recommended be conducted in the short term, be similarly deferred, without explanation.

This chapter describes the December 2015 PWC meeting during which Traffic staff and Mr. Moore focused on driver behaviour and discounted the possibility of pavement issues. This led to further discussion by the public, staff, and Council in response to

the 2015 CIMA Report statistics regarding excessive speeding on the RHVP. It also led Mr. Moore to read the Tradewind Report and seek further information from Dr. Ludomir Uzarowski (Principal, Pavement & Materials Engineering, Golder) regarding the results and recommendations resulting from Tradewind's testing.

Finally, this chapter discusses efforts by Engineering Services in the spring of 2016 to plan future rehabilitation of the RHVP, including statements made by staff about the intended purpose of this rehabilitation and certain testing conducted by Golder.

## 7.2. LINC Safety Review and Recommendation for RHVP Safety Review

In October 2014, a young man and woman were killed on the LINC when their vehicle crossed the median and collided with vehicles travelling westbound.

Shortly thereafter, City staff began to discuss retaining a consultant to complete a safety review of the LINC, which Councillor Chad Collins (Ward 5, Hamilton) had requested the year prior. In November 2014, John Mater (Director, Corporate Assets & Strategic Planning, Public Works, Hamilton) sent Gerry Davis (General Manager, Public Works, Hamilton) an email stating that City staff had reviewed the collision history on "the Red Hill/Linc" and concluded, based on their review, that there was "enough of a concern" that City staff needed to do "a more in depth review". On his email to Mr. Davis, Mr. Mater copied Mr. Moore, Geoff Lupton (Director, Energy, Fleet & Traffic; Corporate Assets & Strategic Planning, Public Works, Hamilton), Martin White (Manager, Traffic Operations & Engineering; Energy, Fleet & Traffic; Corporate Assets & Strategic Planning, Public Works, Hamilton), David Ferguson (Superintendent, Traffic Engineering, Traffic Operations & Engineering; Energy, Fleet & Traffic; Corporate Assets & Strategic Planning; Public Works, Hamilton), and other City staff. At Mr. Davis' direction, Mr. Mater directed Traffic staff to begin scoping out a safety review and considering a third-party expert to complete the review. In January 2015, Traffic retained CIMA to complete a safety review of the LINC, which resulted in a report titled "Lincoln Alexander Parkway Median Safety Study" (the "2015 CIMA LINC Report").

Mr. Ferguson testified that he spoke to Mr. Mater and Mr. White in late 2014 or early 2015, and recommended that the City also retain CIMA to do a safety review for the

RHVP similar to the 2015 CIMA LINC Report. Mr. Ferguson gave evidence that he felt a RHVP safety review was “required” because “[his] review” had identified a higher proportion of wet weather collisions than expected on the parkway. However, apart from Mr. Mater’s email noted above and an October 2013 email (which was sent in context of staff’s preparation for Report PW13081 and reporting on the 2013 CIMA Report) from Mr. White to Mr. Lupton advising that Traffic staff had identified a statistically significant number of wet weather collisions on the RHVP, the Inquiry received no documents that evidence this collision analysis or Mr. Ferguson’s recommendation.

### 7.3. Events Before the May 21, 2015 Public Works Committee Meeting

#### 7.3.1. City Staff Prepare a Report on the Status of Countermeasures

In February and March 2015, Mr. Ferguson, Stephen Cooper (Project Manager, Traffic Engineering, Traffic Operations & Engineering; Energy, Fleet & Traffic; Corporate Assets & Strategic Planning, Public Works, Hamilton), and Jason Worrton (Senior Project Manager, Traffic Engineering, Traffic Operations & Engineering; Energy, Fleet & Traffic; Corporate Assets & Strategic Planning, Public Works, Hamilton), prepared drafts of an information update report to be presented to the Public Works Committee (“PWC”).<sup>1</sup> This information update report, which became Report PW13081A, was intended to advise the PWC on the phased implementation of countermeasures recommended in the 2013 CIMA Report. As set out in Chapter 6, the PWC had directed staff, as an Outstanding Business List (“OBL”) item, to monitor changes to signage in the area of the RHVP covered by the 2013 CIMA Report and report back respecting lighting in the second quarter of 2015. The presentation of this information update report was scheduled for June 15, 2015. It was later moved to the May 21, 2015 PWC meeting to accommodate Mr. Moore’s attendance.

Mr. Ferguson provided a draft of the information update report to Mike Field (Project Manager, Street Lighting & Electrical Engineering, Geomatics & Corridor Management,

---

<sup>1</sup> A general description of information update reports and other types of staff reports to Council is provided in Chapter 4.

Engineering Services, Public Works, Hamilton) and Mr. Moore on March 9, 2015. Although Mr. Ferguson invited Mr. Moore and Mr. Field to modify the information in the draft information update report “with respect to Lighting”, neither Mr. Field nor Mr. Moore had any substantive comments on the draft.

On lighting, the draft information update stated that the original RHVP design and Council approval omitted use of roadway lighting as a result of the various environment concerns within the area and that, as a result, CIMA had recommended installation of cat’s eyes reflectors “to assist with positive guidance for motorists”. The draft information update initially recommended that lighting be removed from the OBL because Traffic had installed cat’s eyes reflectors on the RHVP in 2015 and had received positive feedback. However, the recommendation to remove lighting from the OBL was removed from the final information update report presented to the PWC on May 21, 2015.

The draft and final information update (Report PW13081A) stated that the 2013 CIMA Report determined that the RHVP was operating safely. This statement was overly broad, given that CIMA had assessed a specific study area of the RHVP, rather than the entire RHVP, and it did not reflect the totality of CIMA’s 2013 findings.

Traffic’s final information update included two tables outlining the countermeasures recommended for specific road segments and the ramps in the 2013 CIMA Report, and the implementation status of each. The draft and final version of the information update did not include the countermeasures that CIMA recommended for the entire RHVP study area, which were different from the road segment and ramp-specific recommendations, and included CIMA’s recommendation to conduct pavement friction testing. Traffic identified the signage and pavement marking countermeasures Traffic intended to complete, including the installation of reflective markers and curve warning signs, and the installation of pavement markings in 2015, weather permitting. Other countermeasures, such as installing dynamic/variable speed warning signs at the Mud Street interchange, were identified for completion in the summer and fall of 2015.

In the information update, Traffic staff also identified two road segment-specific countermeasures that were to be reviewed and completed during future repaving: (1) installing high friction pavement approaching and through the curve at the Mud Street



interchange, and (2) modifying pavement markings and rumble strips from Dartnall Road to Mud Street.

The final version of the information update report did not reference friction testing on the RHVP at all. Although the 2013 staff report (Report PW13081) had indicated that Traffic staff would review further countermeasures such as friction testing with “Construction Engineering”, as noted in Chapter 6, there is no evidence that anyone in Traffic was ever assigned to review CIMA’s recommendations for friction testing with Engineering Services staff after Report PW13081 was submitted to the PWC in November 2013, or at any time thereafter. Mr. Worrone, Mr. Ferguson, and Mr. Cooper all denied that it was their responsibility to discuss CIMA’s friction testing recommendation with Engineering Services staff, and suggested others were responsible for doing so.

CIMA’s 2013 recommendation to install high friction pavement approaching and through the curve at the Mud Street interchange also fell within Engineering Services’ scope of responsibility. In his testimony, Mr. Moore could offer no evidence that Engineering Services staff considered how, when, or whether to install high friction pavement approaching and through the curve at the Mud Street interchange. Mr. Moore testified that he was not involved in the decision to single out this countermeasure for review and completion during future RHVP resurfacing in the information update.

In short, there was no evidence that Traffic and Engineering Services discussed friction testing in order to prepare information update Report PW13081A, which I conclude was as a result of strictly defined roles of Engineering Services and Traffic and an ill-defined allocation of responsibility within the 2013 CIMA Report project, as described in Chapter 6. Similarly, there is no evidence that Engineering Services considered the approved countermeasure of applying a high friction application to the curve at the Mud Street Interchange.

### 7.3.2. Traffic Retains CIMA for the 2015 CIMA Report After a Fatal Collision on the RHVP

There was a fatal collision on the RHVP on May 5, 2015, a few weeks before the May 21, 2015, PWC meeting at which staff presented information update Report PW13081A. Two young women were killed. They were driving northbound on the



RHVP when their vehicle crossed the median barrier and collided with a vehicle travelling in the southbound lanes near Greenhill Avenue.

Media and public concern about the RHVP increased after this fatal collision. Members of the public wrote to councillors with their concerns, including “vehicles sliding into, or through the medians”, exacerbated by rain, snow, and frost. There were calls from the public to install median barriers on the RHVP to prevent further cross-median collisions.

On May 12, a motion from Councillor Sam Merulla (Ward 4, Hamilton) for consideration at the PWC meeting on May 21 was circulated to Public Works staff. Councillor Merulla’s motion stated that “staff be directed to investigate additional safety measures for the Red Hill Valley Parkway and the Lincoln M. Alexander Parkway, such as additional guardrails, lighting, lane markings or other means to help prevent further fatalities and serious injuries; and, report to the Public Works Committee with recommendations by December 7, 2015.”

In emails with Mr. Mater, Mr. Lupton, and Mr. Ferguson in response to Councillor Merulla’s motion, Mr. Moore raised the cost of median barriers, stating:

The motion is fine. If they (Council) have the money to spend \$150,000 per kilometer to put in guide rail ( 22kilometers x 2= 44km= \$6.6M ) and another \$200,000 per year for maintenance when the only thing it will do is increase the number of reportable accidents and possibly the number of deadly accidents, then it’s their decision. The lane orientation, median width, speed limit all allow for recovery of a vehicle that leaves the road without further incident or damage. Put up a guiderail and you have immediate damage to the car as well as the guiderail as well as the possibility of redirecting the car back into the travelled lanes. Not a simple answer especially when you add the speed profile issue.

As noted, by this time, CIMA was already retained on the ongoing 2015 CIMA LINC Report. Before the May 21 PWC meeting, Mr. Ferguson, Mr. Mater, Mr. Lupton, and Mr. Moore discussed retaining CIMA for a safety review of the RHVP. On May 13, 2015, Mr. Ferguson spoke to Mr. Malone for this purpose, which resulted in the preparation of the 2015 CIMA Report, described throughout this chapter. Mr. Ferguson testified that he wanted this safety review to include a full review of lighting on the entire RHVP,

including the mainline, regardless of any comments or environmental assessments that had been done previously.

## 7.4. Public Works Committee Meeting on May 21, 2015

At the PWC meeting on May 21, 2015, the PWC received information update Report PW13081A on the implementation of recommendations from the 2013 CIMA Report, described above.

The PWC also passed Councillor Merulla's motion at the meeting. Also on May 21, 2015, Mr. Ferguson advised Mayor Fred Eisenberger (Mayor of Hamilton) and members of Council via email about Traffic's intention to obtain an RHVP safety review by the end of 2015. Council later passed the PWC report from this meeting, which included a recommendation that Council receive Report PW13081A, with amendments to content unrelated to the RHVP.

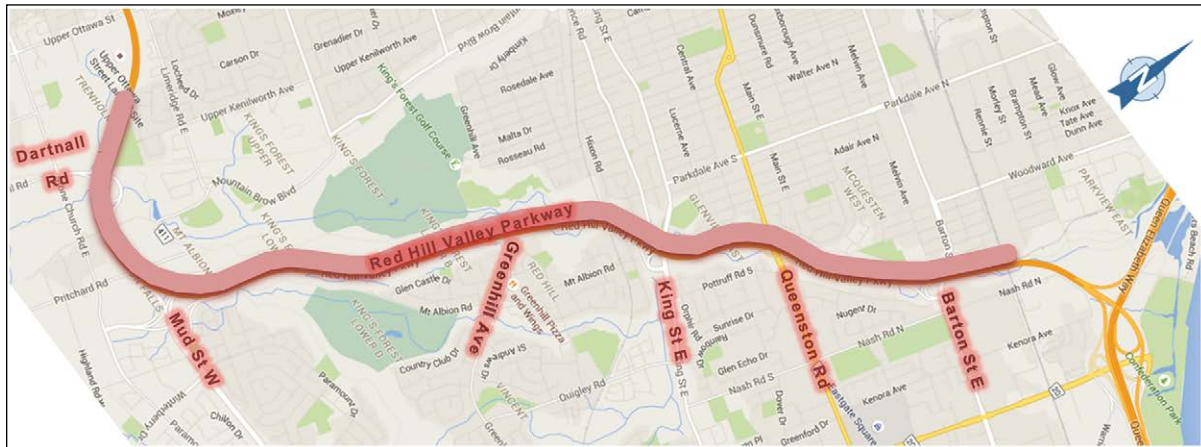
## 7.5. The 2015 CIMA Report

### 7.5.1. Scope and Mandate of the 2015 CIMA Report

On May 22, 2015, Mr. Ferguson emailed Mr. Cooper and Mr. Worrone, copying Mr. Malone, explaining that CIMA should review the need for, and cost of, barriers and lighting on the RHVP in the 2015 CIMA Report. He also asked for an analysis of the type and causes of collisions on the RHVP. Mr. Ferguson wanted the 2015 CIMA Report completed by September 2015.

Mr. Malone provided CIMA's preliminary work plan for the 2015 CIMA Report the same day. CIMA initially proposed studying a 5 km road section along the RHVP, which started 1 km south of the Greenhill Avenue interchange and extended to the rail overpass north of the Barton Street interchange. This study area was later expanded to touch the limits of CIMA's study area on the LINC so that the project covered the entire RHVP mainline, including the sections that had been excluded from the 2013 CIMA Report, as shown in **Figure 7a**.

**Figure 7a: Study Area in the 2015 CIMA Report**



CIMA wanted to restrict its review to the mainline sections and acceleration and deceleration lanes at the interchanges of the RHVP. CIMA confirmed that it would perform a collision review, review basic roadside design elements and illumination, and consider the need for a median barrier system on the RHVP. To that end, CIMA provided a list of data that the City needed to provide in order to allow CIMA to complete the assignment. This list included a full collision summary report, motor vehicle accident reports, traffic volume data, and information related to planned work in the study area. Later, in July 2015, Mr. Worrone asked Mr. Malone if there was merit in comparing the safety performance of the RHVP and LINC against similar facilities. Mr. Malone replied that comparing the RHVP to other facilities would be more challenging and costly due to a lack of publicly available data on comparator roadways.

On June 3, 2015, Mr. Ferguson emailed Mr. Malone to let him know that the City's TMP would consider widening of both the RHVP and LINC. City staff were concerned that CIMA's recommendations might change if the roadways were widened. Mr. Malone advised that CIMA would consider the potential widening of the roadways in making its recommendations.

In July 2015, there was another fatal collision on the RHVP in which a young man on a motorcycle collided with a car between the Greenhill and Mud Street exits.

### 7.5.2. City Delay in Authorizing CIMA to Proceed with 2015 CIMA Report

As a result of ill-defined roles and an apparent miscommunication between Mr. Worrton and Mr. Cooper, and some delays in the City's Procurement office, the City did not provide CIMA with a purchase order or formal authorization to proceed with the 2015 CIMA Report until mid-July. City staff also did not provide comments on CIMA's preliminary work plan until July 2015. These delays extended CIMA's timeline for providing a draft report.

Mr. Cooper, Mr. Worrton, and Mr. Ferguson were all involved in the 2015 CIMA Report project, although it is clear that their roles and responsibilities on the project were not clearly defined. In contrast to Mr. Field's involvement in 2013, no one from Engineering Services was engaged to join the City's project team for the 2015 CIMA Report.

### 7.5.3. Mr. Moore Sends Mr. Malone RHVP Friction Testing Data from 2007 to 2013

By the end of July 2015, Mr. Cooper reported to his colleagues in Traffic that CIMA had all the data required for the 2015 CIMA Report, but that the City would need to provide CIMA with ongoing information about recent collisions on the parkway.

By early August 2015, CIMA had done a collision analysis for the entire RHVP using the updated collision information it received from the City, which comprised data for the period from December 2007 to June 30, 2015. CIMA found that certain areas of the RHVP had a significant number of wet road collisions, including the section of the RHVP CIMA had studied in the 2013 CIMA Report. CIMA also found that vehicles on the RHVP were travelling at high speeds.

Mr. Malone testified that because the 2013 study area continued to have a preponderance of wet road collisions, CIMA thought this collision history could be "indicative of a need for friction testing to understand the asphalt performance". In the 2013 CIMA Report, CIMA had recommended friction testing between Dartnall Road and Greenhill Avenue. Following that recommendation, the City had not provided CIMA with any friction testing results and, as of early August 2015, CIMA did not know whether the City had done friction testing on the RHVP or had taken any other steps

to improve friction on the RHVP. In 2015, CIMA identified the same findings about wet road collisions in the areas of the RHVP that had been included in the 2013 CIMA Report study area, as well as in the areas that had not been considered in 2013.

CIMA did not ask any of the City's project team members for the 2015 CIMA Report (Mr. Worrton, Mr. Cooper, or Mr. Ferguson) for information about whether the City had done friction testing on the RHVP since 2013. Instead, Mr. Malone called Mr. Moore, who was not on the City's project team. Mr. Malone testified that he knew that Mr. Moore would be the person at the City responsible for undertaking friction testing on the RHVP, and that he thought asking Mr. Moore for the results was the most expedient route.

Mr. Malone called Mr. Moore on August 6, 2015. Mr. Malone did not have a detailed recollection of the content of this call; Mr. Moore did not recall the call at all. During that call, Mr. Malone testified that Mr. Moore told him that the RHVP was paved with SMA, which Mr. Moore said had "higher skid resistance". Mr. Moore also said that the MTO had done friction testing on the RHVP, although he did not say when the MTO performed this testing. However, Mr. Malone's impression from the call was that the MTO testing, of which Mr. Moore advised him, was not responsive to CIMA's 2013 recommendation and that the City had not done friction testing on the RHVP in response to that recommendation.

The next day, on August 7, 2015, Mr. Moore forwarded Mr. Malone the January 2014 Uzarowski Email and its attachments (spreadsheets of data from the MTO's RHVP friction testing in October 2007 and a 2009 paper on SMA early age low friction problems in Ontario). As set out in Chapter 6, the January 2014 Uzarowski Email stated:

The surface asphalt on the RHVP is Stone Mastic Asphalt (SMA). Immediately following construction of the RHVP in 2007, the Ontario Ministry of Transportation performed friction testing in both southbound lanes. The following table summarizes the results of this testing. The complete testing results are attached.

Lane	Average Friction Number	Friction Number Range
Southbound Lane 1	33.9	28.1 to 36.5
Southbound Lane 2	33.8	28.4 to 37.4

In 2013, the Friction Numbers were measured on the RHVP in both directions by Tradewind Scientific using a GripTester. The average FN numbers were as follows:

- SB Right Lane      35
- SB Left Lane        34
- NB Right Lane      36
- NB Left Lane        39

In 2009 the Ontario Ministry of Transportation published a paper at the Canadian Technical Asphalt Association Annual Conference titled “Early Age Low Friction Problem of SMA in Ontario”. The paper presented results of SMA that had been placed on Highway 401. The Friction Number results following construction were below anticipated value of 30 and ranged from 24.9 to 28.8. The paper is attached.

In his covering email forwarding the January 2014 Uzarowski Email to Mr. Malone, Mr. Moore wrote only: “Here is the Red Hill friction testing summary. Not for republication! Thanks”. In testimony, Mr. Moore could not recall what he meant when he told Mr. Malone that the friction information was not for republication, except to say that he “just didn’t want too much information out there” and he anticipated that, if CIMA had required this information for its report, Mr. Malone would have said so in response to Mr. Moore’s statement. Mr. Moore testified that he was aware that the MTO believed there were liability concerns associated with disclosing friction testing values publicly, and this “may in turn have led to a belief in that regard for [himself]” and for the City.

Mr. Malone testified that he interpreted Mr. Moore’s comment to mean that the friction testing information was the property of the MTO, rather than the City, and that Mr. Malone would not publish this information in the 2015 CIMA Report because it was

proprietary MTO information. In any event, there is no suggestion in any documentation or otherwise that CIMA contemplated the publication of this information in the 2015 CIMA Report.

Later on August 7, Mr. Malone responded to Mr. Moore's email with several questions, shown below in black text. Mr. Moore responded on August 10 by adding his own answers to Mr. Malone's original email in red text:

Thanks very much Gary. Don't worry, we will not re-publish this information.

To make sure I'm understanding correctly, this is the data from the MTO testing in 2007, as well as the MTO report on the subject. Am I correct that FN numbers of less than 30 are below a desired level? **Only MTO could tell you that. They keep this info very close to the vest so it can't be used against them in an action or suit. But that seems to be the case.** Figure 1 of the MTO report shows 30 as what appears to be a threshold. I have also read that FN numbers greater 35 (or higher) in a zone that would suggest skid resistance is not an issue on the pavement. Is that correct? **Don't know.**

Do you have a performance specification for the FN value you strive for? **No, it is not a city specification. The SMA traditionally satisfied all the criteria we were looking for ; lower noise profile, high performance pavement in terms of rut resistance and friction (skid resistance).**

The 2013 testing values certainly look higher. Are they done using the same methodology and tool as the MTO work, and thus could be directly compared? **The testing was done by MTO both times so I would say they are comparable.**

Mr. Malone understandably took from Mr. Moore's responses that the MTO had conducted friction testing in 2007 and again in 2013, and that the City itself had not done any friction testing on the RHVP as CIMA had recommended in the 2013 CIMA Report.

In testimony, Mr. Moore could not explain why he did not send the Tradewind Report to Mr. Malone in 2015, or why he told Mr. Malone that both friction tests were done by



MTO, if as he asserted, he knew that Tradewind did the 2013 testing, and that “it was different”.

Mr. Moore’s responses were incorrect in a number of respects, including that the MTO had conducted the 2013 testing. However, I do not think that Mr. Moore intended to mislead Mr. Malone at the time, either in sending Mr. Malone the January 2014 Uzarowski Email but not the Tradewind Report, or in his responses to Mr. Malone’s questions. Instead, Mr. Moore’s conduct and responses reflect how little Mr. Moore understood or had retained at this time regarding the Tradewind friction testing. It is further evidence that Mr. Moore did not read the Tradewind Report when he received it, as discussed in Chapter 6, and that he had not done so by August 2015, and that, contrary to his testimony, Mr. Moore was not waiting for Dr. Uzarowski to provide him with more information about the Tradewind Report.

Mr. Malone accepted Mr. Moore’s statements at face value, and did not take steps to confirm the information Mr. Moore provided to him with other City staff. Mr. Malone testified that he understood Mr. Moore’s response to be a definitive answer that the City had not conducted its own friction testing because it came from the person who would be responsible for friction testing on the RHVP. Mr. Malone forwarded Mr. Moore’s email to his CIMA colleagues, stating that it was not for public release. Based on his understanding that the MTO, not the City, had done the 2013 testing, Mr. Malone told his colleagues that the City had “abdicate[d] responsibility for assessing friction on the pavement surface to the MTO for some reason” and that CIMA would “need to decide how to deal with this in the report.”

Mr. Moore did not tell Mr. Ferguson or anyone else in Traffic that he provided this information about friction testing to Mr. Malone. At this point, no one in Traffic knew the Tradewind results existed. Mr. Moore testified that he expected that Mr. Malone would relay the information about friction testing to the City staff responsible for the 2015 CIMA Report project. If true, this is a sign of the lack of transparent communication and siloed nature of Public Works at the time. In any event, CIMA did not communicate this information to the City’s project team for the 2015 CIMA Report.

#### 7.5.4. CIMA Delivers a Draft of the 2015 CIMA Report

CIMA sent the City a draft of the 2015 CIMA Report, summarized below, on September 6, 2015, having earlier delivered the 2015 CIMA LINC Report. Mr. Ferguson planned to provide a draft staff report to senior management on both the 2015 CIMA Report and the 2015 CIMA LINC Report by September 14, 2015.

##### 7.5.4.1. *Findings and Recommendations in the Draft 2015 CIMA Report*

The draft 2015 CIMA Report identified its purpose as the following: to review the safety and operational performance along the entire length of the RHVP, and to identify measures that could potentially improve performance and reduce the number and/or severity of collisions. CIMA advised that particular focus had been placed on collisions related to the median and median crossover, and on the potential need for illumination on the parkway. However, the scope of the 2015 CIMA Report did not allow for consideration of any major changes in the geometric design of the RHVP.

CIMA reviewed the RHVP collision data from January 1, 2008, to July 23, 2015, to understand the safety issues on the parkway. CIMA conducted its review in two parts — the first considered all collision types, while the second focused on collisions related to medians. CIMA determined that:

- a) Wet surface collisions represented approximately 50% of all collisions in the RHVP study area, which was “significantly high compared to typical proportions”;
- b) 44% of all collisions in the RHVP study area were Single Motor Vehicle (“SMV”) collisions, and 56% of SMV collisions occurred under wet surface conditions;
- c) The most frequent apparent driver action reported in RHVP collisions was “lost control” (35%), followed by “driving properly” (23%) and “speed too fast” (12%). According to CIMA, the “lost control” driver action was related to unexpected circumstances such as mechanical malfunction, an object on the roadway, a slippery road surface, or losing consciousness. Both “lost control” and “speed too fast” were significantly higher than typical proportions, and four of every five collisions reported as “speed too fast” occurred under wet surface conditions;

- d) The RHVP areas with the highest collision frequencies were (1) a 600 m section around the King Street interchange in the northbound lane and (2) 100 m sections near the on ramps for the Queenston Road, Barton Street, and King Street interchanges in the southbound lanes. All of these locations are located within, on approach to, or leaving horizontal curves;
- e) 28% of all collisions in the RHVP study area were median related, and approximately 58% of median related collisions occurred under wet surface conditions; and
- f) The locations on the RHVP with the highest frequency of median related collisions were in the vicinity of the King Street and Queenston Road interchanges. CIMA determined that wet surface conditions were present in 74% of median related collisions at these locations.

CIMA went on to state in the draft 2015 CIMA Report that the overall findings from the collision review indicated that the proportion of wet surface collisions in the RHVP study area (from approximately 500 m west of the Dartnall Road interchange to approximately 500 m north of Barton Street) was significantly higher than observed in the City and Ontario. CIMA stated that a high proportion of wet surface condition collisions suggested that one or more of the following conditions may be present:

- a) inadequate skid resistance (surface polishing, bleeding, contamination);
- b) hazardous manoeuvres that may be related to avoidance manoeuvres or surface deficiencies (potholes, waves, other deformations, water accumulation); and/or
- c) excessive speed.

In that regard, CIMA made the following comment regarding the context in which excessive speed could be a factor:

Another indication that high speeds may be involved is the fact that some curves within the study area (in particular the four curves in the vicinity of King Street and Queenston Road) appear to have curve radii of approximately 525 metres, which is the minimum per Provincial Standards for a design speed of 110 km/h and a maximum superelevation

of 6%. Under these circumstances, a vehicle slightly exceeding the design speed could run off the road while negotiating these curves. This section of the RHVP presents the highest concentration of collisions in the study area, with an increased proportion of wet surface collisions.

CIMA concluded, based on the collision review, that it appeared that the combination of high vehicle speeds and wet surface conditions might have been the primary contributing factors to collisions on the RHVP, particularly in the vicinity of the King Street and Queenston Road interchanges where vehicles have to travel small-radius horizontal curves. The driver experience on these curves is described in Chapter 2.

CIMA also conducted a field study on the RHVP and observed that most drivers adhered to the 90 km/h speed limit. However, speed studies conducted by Pyramid Traffic Inc. (“Pyramid”) on the RHVP in 2013, which CIMA included in the draft 2015 CIMA Report, showed that one in six drivers exceeded the assumed design speed of 110 km/h (as discussed in Chapters 2, 10 and 12, the correct design speed is 100 km/h) in the northbound direction and one in five drivers did so in the Southbound direction. CIMA noted that these high speeds could be contributing to collisions, especially SMV and wet surface condition collisions. CIMA also noted that an average of more than 500 vehicles per day were recorded exceeding 140 km/h on the RHVP. CIMA’s chart summarizing the results of its speed study is set out in **Figure 7b**.

**Figure 7b: Results of CIMA’s Speed Studies Included in 2015 CIMA Report**

Measure	Northbound	Southbound
Average speed	95 km/h	99 km/h
85 <sup>th</sup> percentile speed	110 km/h	115 km/h
Exceeding speed limit	60%	72%
At or exceeding design speed	15%	22%
Exceeding 140 km/h	> 500 per day	
<i>Location: Mainline between Mud St. and Greenhill Ave.</i>		
<i>Date: May 2013</i>		

While CIMA referred to the statistic of drivers exceeding 140 km/h, it is important to note CIMA's observation that much lower speeds, only slightly over the assumed design speed, could result in accidents, given the tight geometry of some of the curves on the RHVP, particularly the four curves in the vicinity of King Street and Queenston Road.

CIMA also conducted an illumination review using warrants from the TAC Roadway Light Guide and MTO Policy for Highway Illumination<sup>2</sup> (referred to as the TAC and MTO warrant systems, respectively) to determine if the City should consider installing illumination in the RHVP study area. In the draft 2015 CIMA Report, before CIMA addressed the results of the warrants, CIMA observed that the illumination design choices on the RHVP were intimately linked to the approval process for the parkway. CIMA then explained that the MTO and TAC warrant systems assess road geometry, operations, environmental, and collision factors to determine if illumination is needed on a roadway. The result of both the TAC and MTO warrants was that continuous illumination was warranted on the RHVP, subject to a cost-benefit analysis.

CIMA set out a number of countermeasures for reduction of overall collisions on the RHVP, plus the expected costs and benefits for each countermeasure. CIMA's recommended countermeasures included targeted police enforcement for speeding and installation of speed feedback signs, oversized speed limit signs, continuous illumination, and "slippery when wet" signs. CIMA also recommended that the City consider undertaking pavement friction testing on the RHVP in light of the high proportion of wet surface condition and SMV collisions on the parkway. To mitigate median related collisions, CIMA recommended that the City install a high-tension cable median barrier on the RHVP.

CIMA summarized its recommendations in a "Countermeasures Summary Table", reproduced below at **Figure 7c**. The version of the countermeasures table included in the draft 2015 CIMA Report did not include illumination. CIMA identified timelines for implementation of the listed countermeasures as either short, medium, or long term. However, CIMA did not include any information to establish the respective time range for those categories, which it had done in the 2013 CIMA Report.

---

<sup>2</sup> The illumination warrant systems are described in Chapter 6.

CIMA listed “conduct pavement friction testing” as a short term countermeasure in the draft 2015 CIMA Report. Mr. Malone testified that CIMA elevated the importance of the friction testing recommendation in 2015 by listing it as a short term countermeasure, because he had not been provided with any information to indicate that the City had completed friction testing in response to CIMA’s 2013 recommendation to do so. However, this rationale was not explicit in the 2015 CIMA Report.

**Figure 7c: Countermeasures Summary Table from Draft 2015 CIMA Report**

Countermeasure	Construction Cost (\$)	Timeline	Comment
Conduct speed enforcement	—	ongoing	
Trim vegetation at on-ramps	—	ongoing	
Install oversized speed limit signs	\$7,000	short term	
Install “slippery when wet signs”	\$8,000	short term	
Supplement “slippery when wet signs” with rain activated flashing beacons	\$120,000	short term	4 signs in the vicinity of King and Queenston interchanges
Install “merge” signs	\$1,000	short term	
Install “bridge ices” signs	\$2,000	short term	
Upgrade median guide rail end treatments	\$70,000	short term	

Countermeasure	Construction Cost (\$)	Timeline	Comment
Install, replace or trim vegetation obscuring Wa-33 signs at guide rail end treatments	\$3,500	short term	
Conduct pavement friction testing	\$40,000	short term	
Install speed feedback signs	\$80,000	short term	In conjunction with regular speed enforcement; costs may be higher depending on design
Install PRPMs from Greenhill to QEW	\$98,800	short term	
<b>Short Term Total</b>	<b>\$430,300</b>		
Install high-tension cable guide rail	\$2,528,400	long term	Consider effect on median related collisions of countermeasures to reduce speed and wet surface collisions
<b>Grand Total</b>	<b>\$2,958,700</b>		



## 7.6. City Staff Prepare a Draft Staff Report Related to the 2015 CIMA Report and 2015 CIMA LINC Report

### 7.6.1. Traffic's Initial Draft Staff Report

On September 19, 2015, Mr. Ferguson emailed Mr. White a copy of a draft recommendation report<sup>3</sup> addressed to the PWC (which became Report PW15091). This draft report summarized the 2015 CIMA LINC Report and the draft 2015 CIMA Report.

With respect to CIMA's collision analysis for the RHVP, the draft recommendation report set out that the RHVP experienced an average of 63 collisions per year between January 2008 and July 2015, and that, of the total 474 collisions, 28% were median related and 63% occurred in daylight conditions. The draft recommendation report also stated that CIMA had determined that high speed was contributing to collisions on the RHVP, reiterating CIMA's finding that roughly 500 vehicles per day were travelling the RHVP in excess of 140 km/h.

However, the draft recommendation report omitted CIMA's finding that approximately 50% of all collisions in the RHVP study area occurred in wet surface conditions, and that the observed proportion of RHVP wet surface collisions was significantly higher than those observed in the City and Ontario. It also did not set out CIMA's finding that the primary contributing factors to collisions on the RHVP might be a combination of high vehicle speeds and wet surface conditions, exacerbated by the geometry of the roadway in certain locations. The draft recommendation report also did not reference CIMA's finding that inadequate skid resistance and/or hazardous manoeuvres that might be related to avoidance manoeuvres or surface deficiencies could be contributing to the high proportion of wet surface collisions on the RHVP, in addition to the excessive speeds.

There is no explanation for these omissions. By this time, Traffic staff were well aware of the high proportion of collisions occurring under wet conditions on the RHVP from the collision analysis in the 2015 CIMA Report. In addition, as noted above, in October

---

<sup>3</sup> A general description of recommendation reports is provided in Chapter 4.

2013, Mr. White had also advised Mr. Lupton that his staff had identified a “statistically significant” number of wet surface collisions on the RHVP. In fact, collisions occurring under wet surface conditions appear to have been a regular topic among Traffic staff. In 2015, staff emailed one another about wet surface collisions as they occurred. At the same time, staff in Operations who were responsible for roadway inspections, minor rehabilitation, and maintenance work on the RHVP, also internally discussed further collisions in wet weather conditions on the RHVP throughout 2015, on one occasion describing the RHVP as a “demolition derby” whenever it rained.

Consistent with the draft 2015 CIMA Report, the draft recommendation report stated that illumination was included in the scope of CIMA’s work, but that illumination in the original design for the RHVP was restricted for reasons connected with environmental approvals. The draft recommendation report did not explicitly state that the RHVP met the MTO and TAC warrants for continuous illumination, but it included a recommendation that Engineering Services investigate the implementation of illumination on the RHVP.

The draft report recommended that investigation and/or implementation of the countermeasures be shared between several divisions and sections in Public Works: Traffic, Engineering Services, Forestry, and Roads & Maintenance (in Operations). The recommendations contemplated that Traffic would use the Red Light Camera fund to complete the countermeasures that were not assigned to another Public Works division or section in the report.

The draft recommendation report included recommendations for actions to be investigated or completed by Engineering Services, with funding for these actions to be identified by either Council or Engineering Services. These recommendations were that Engineering Services be directed to investigate the installation of a high-tension steel cable median barrier and illumination on the RHVP, to report back to PWC with a proposed implementation and budget plan for the barrier and illumination, and to complete pavement friction testing using the 2016 Engineering Services Operating Budget. The draft report did not include a rationale for such testing or reference the fact that CIMA had recommended friction testing in 2013.

The draft recommendation report further explained that the ongoing review of the City’s TMP, which would be completed by Transportation Planning in 2016, would

review the need for additional lanes on the RHVP and LINC, and that, if additional lanes were recommended, the median barrier design and type might change. In Traffic staff's view, it was therefore prudent to wait for the TMP to be approved before proceeding with a median barrier on the RHVP or LINC.

### 7.6.2. Mr. Moore Objects to Recommendations from the Draft 2015 CIMA Report

Although the subject matter in the 2015 CIMA Report involved the mandates of both Traffic and Engineering Services, Traffic did not involve Engineering Services staff in setting CIMA's mandate in the 2015 CIMA Report, or at any point while CIMA was completing its work for the 2015 CIMA Report. The events described below illustrates the difficulty Traffic staff had in reporting on CIMA's recommendations to the PWC, due to the absence of proper coordination with, and buy-in from, Engineering Services from the outset of CIMA's assignment.

As noted above, in Mr. Ferguson's draft recommendation report, he assigned specific Public Works divisions and sections to complete the measures recommended by CIMA to ensure that responsibility for the recommendations was clearly allocated. This drafting was not typical; generally, recommendation reports direct the General Manager of Public Works to complete the recommendations approved by the PWC. In turn, the General Manager of Public Works would then assign tasks to specific divisions or sections.

On September 22, 2015, Mr. Ferguson emailed several directors in Public Works, including Mr. Moore, setting out the recommendations he had assigned to their respective staff in the draft recommendation report. Mr. Ferguson's email to Mr. Moore, set out the recommendations from the CIMA reports that he proposed to assign to Engineering Services as follows:

As you are aware, I am just finalizing the RHVP/LINC report and I have included the following recommendations that impact Engineering Services;

(b) That Engineering Services be directed to investigate the High Tension Steel Cable Median Barrier installation and Shield Rock Cuts

on the LINC and RHVP and report back to Public Works Committee with a proposed implementation and budget plan.

(c) That Engineering Services be directed to identify a funding source to complete Pavement Friction testing on the RHVP in its entirety at an estimated cost of \$40,000, and

(d) The Engineering Services be directed to identify a funding source to complete the installation of Shoulder Rumble Strips along the LINC at an estimated cost of \$105,000, and

(e) That Engineering Services be directed to investigate the installation of Illumination on the RHVP and report back to Public Works Committee with a proposed implementation and budget plan, and

C and D I see as works to take place, B and E I believe will be long term possibilities.

Are you ok with the recommendations or is there other wording you would like?

Mr. Moore replied to Mr. Ferguson the next day, copying Mr. Mater into the email chain:

Dave, sorry I wasn't aware! I need to see it and it needs to be discussed at DMT or at least with John, Gerry and myself before it goes, but in any event here's my comments.

1. You can take Engineering Services off every line. We don't do investigations we do programming, design and tender and construction supervision

2. What is friction testing going to tell you if, you don't have anything to compare it to. There's no provincial data base or guideline. The MTO will never discuss this with you because it opens up an entire line of liability on every road.

3. With regard to rumble strips. Our previous information from industry was that you really need to put these in fresh asphalt not old asphalt. The shoulder is the original pavement from 1997, if you start milling

you could do damage to the shoulder integrity. We discussed this when we were doing the LINC overlay in 2012, it would have required and additional 0.6m of shave and pave along the entire length of the LINC in both directions. Not affordable or required. Milling of existing pavement should be investigated further but I think your number is off by about \$500K. If it is possible, then if you want rumble strips , say so, and direct the GM of PW to identify possible funding in up-coming budget submissions.

4. We have said over and over, illumination of the Red Hill or Linc is never going to happen so stop asking. The approval was based on no illumination for environmental reasons, it is unaffordable, un-sustainable and un-necessary. It would be a \$8-12M project plus protection( barriers, guide rail ) and then the maintenance costs.

Mr. Moore testified that he did not know whether he had reviewed the draft 2015 CIMA Report prior to responding to Mr. Ferguson's email. In his testimony, Mr. Moore agreed that Engineering Services would be responsible for installing median barriers and shield rock cuts, but stated that Engineering Services' responsibility only began once those items had been identified and approved by the PWC. In his view, Engineering Services did not do investigations. He testified that he was "making an attempt to educate Mr. Ferguson" on the impacts of the recommendations in his email.

Leaving aside Mr. Ferguson's atypical drafting approach, there is no doubt that all the actions identified in Mr. Ferguson's email and any investigations into such work fell under Engineering Services' purview. It was reasonable for Mr. Ferguson to assume those actions would be assigned to Engineering Services, if the PWC and Council approved them.

Mr. Moore's comments in his email to Mr. Ferguson reflect Mr. Moore's views on lighting, including those expressed during his testimony. He had concluded that illumination on the RHVP was "unnecessary" because "the original design concluded that partial illumination...satisfied all the design parameters for the roadway". Mr. Moore testified that, even if a traffic safety expert concluded that the RHVP was unsafe without illumination, he did not know if he would have gone through the process of trying to figure out how to implement illumination on the parkway. He would need

Council to know what all of the constraints would be before time and resources were spent on “expectations that can’t be fulfilled”.

Mr. White and Mr. Ferguson testified, in effect, that it was the responsibility of Mr. Moore and Engineering Services staff to advise Council of the time, resources, and process involved to change the RHVP’s lighting in response to Councillor Merulla’s motion, and this did not happen at this time given Mr. Moore’s views. It is evident from Engineering Services’ subsequent actions regarding lighting, discussed below and later in this Report, that this was Engineering Services’ responsibility.

In his testimony, Mr. Moore did not provide a persuasive explanation when asked at the Inquiry why he did not tell Mr. Ferguson that he had already done friction testing on the RHVP in 2013 and had not found it helpful. Mr. Moore maintained in his testimony that he “did not know what you would do with [friction testing results] if you didn’t know what the standards were or how to interpret it” since “no one had any ability to assess what the number meant even if you could compare it to something”, and that his view in this respect was bolstered by the fact that he was purportedly waiting for an explanation of friction standards from Golder, the latter of which is testimony I have rejected in Chapter 6.

There is no evidence that Mr. Moore had provided any written update or confirmation to Traffic staff that friction testing of the RHVP had been conducted in 2013, other than possibly providing Kris Jacobson (Superintendent, Traffic Operations, Traffic Operations & Engineering; Energy, Fleet & Traffic; Corporate Assets & Strategic Planning, Public Works, Hamilton) with the conclusion that the crosswalk testing had not provided useable results at some time after June 2014 and involving Mr. White in the logistical arrangements for the Tradewind testing in 2013. At this time, Traffic staff — namely, Mr. Ferguson, Mr. White, Mr. Cooper, and Mr. Worrone — were all either unaware or had not received confirmation that friction testing had been done, either in response to the 2013 CIMA Report or for any other reason.

Related to this point, Mr. Lupton testified that he discussed friction testing on the RHVP with Mr. Moore, Mr. Mater, and Betty Matthews-Malone (Director, Operations, Public Works, Hamilton), possibly following a Department Management Team (“DMT”)

meeting,<sup>4</sup> as Mr. Moore had suggested in his email to Mr. Ferguson above. Mr. Lupton could not recall exactly when this discussion occurred, but thought it might have occurred in the days following the meeting between City and CIMA staff on October 20, 2015, discussed below. Mr. Lupton recalled that he was aware that friction testing had been conducted and that Mr. Moore made comments similar to those in Mr. Moore's September 23 email to Mr. Ferguson, set out above, regarding the value of friction testing.

None of Ms. Matthews-Malone, Mr. Mater, or Mr. Moore recalled this meeting specifically, although Mr. Moore suggested it was possible that he discussed the draft 2015 CIMA Report at or after a DMT meeting. It is not possible to confirm that this discussion occurred. However, the comments attributed to Mr. Moore regarding the merits of friction testing are generally consistent with other comments which Mr. Moore made.

## 7.7. Mr. Moore Meets with CIMA and Comments on the Draft 2015 CIMA Report in October 2015

### 7.7.1. Meeting with CIMA

CIMA sent Mr. Worrton, Mr. Cooper, and Mr. Ferguson revised copies of the 2015 CIMA Report and 2015 CIMA LINC Report on October 7, 2015, which CIMA considered final at the time.

On October 20, 2015, Mr. Malone, Giovanni Bottesini (Project Engineer, Transportation, CIMA), and Khaled Hawash (Traffic Engineering, Transportation, CIMA) met with Mr. Moore, Mr. Ferguson, and Mr. White to discuss the reports. None of the attendees who provided evidence before the Inquiry had a clear memory of this meeting, or why Mr. Moore attended. As noted above, Mr. Moore was not a member of the City's project team for the 2015 CIMA Report.

---

<sup>4</sup> DMT meetings were meetings between the senior directors and/or directors of the various divisions in Public Works and the General Manager of Public Works, and were generally held every two weeks.



The minutes of this meeting, which CIMA prepared, indicate that Mr. Malone summarized the findings and recommendations from the 2015 CIMA Report. The minutes reflect that Mr. Moore advised the attendees that friction testing had been “conducted recently following standards” and “resulted satisfactory”, contrary to Mr. Moore’s testimony that he would not have done that. I find that he did provide this information as recorded in the minutes.

The minutes went on to note that CIMA clarified that “actual weather conditions occurring on the RHVP may exceed typical testing conditions and more rigorous testing could be undertaken in order to rule out pavement friction as a problem” and that “speeding is definitely a contributing factor but the contribution of pavement should be ruled out.” I understand these to mean that CIMA believed more testing was required before a determination could be made that friction was not a possible contributor to the accident experience on the RHVP.

The minutes appear to reflect that CIMA proposed that the City address speed and wet surface collisions first and then re-evaluate the benefit of a median barrier.

Mr. White and Mr. Ferguson both testified that they did not recall this meeting with CIMA. This meeting would have been, however, the first time they received information from Mr. Moore about the results of friction testing, as they testified that they had not been advised by Mr. Moore that friction testing results for the RHVP were “satisfactory” at any time before October 20, 2015.

There is no evidence that Mr. White or Mr. Ferguson took any steps after this meeting to obtain the friction testing results Mr. Moore referenced, or that Mr. Moore offered CIMA (or that CIMA requested) a copy of friction testing results. Mr. White testified that if Mr. Moore said the friction testing results were satisfactory, he would have taken that information at face value. For CIMA’s part, CIMA was not looking for friction testing results for the purposes of finalizing the 2015 CIMA Report, and Mr. Malone had already received friction information (which he understood to have been from the MTO) from Mr. Moore in August 2015.

The meeting minutes also reflect that the attendees discussed “[i]ssues with illumination...(cost + environmental restrictions)” and that Mr. Moore expressed a preference for the term “potential solutions” instead of “recommendations”.

Following this meeting, CIMA emailed what it identified as “final draft” versions of its reports to the City, which were distributed by email to Mr. Ferguson, Mr. Cooper, Mr. Worrton, Mr. White, Mr. Mater, Mr. Lupton, and Mr. Moore on October 20, 2015.

### 7.7.2. Mr. Moore Comments on the Draft 2015 CIMA Report

On October 29, 2015, Mr. Moore sent his comments on the draft 2015 CIMA Report to Mr. Ferguson. Mr. Ferguson forwarded Mr. Moore’s comments to Mr. White, Mr. Lupton, and Mr. Mater later that day.

The following summarizes Mr. Moore’s comments on the October 2015 version of the 2015 CIMA Report, which I will refer to here as the draft 2015 CIMA Report.

Section 3, Study Area, of the draft 2015 CIMA Report described the study area, including that the RHVP’s design speed was “assumed to be 110 km/h”. Mr. Moore commented “not necessarily true” on this statement, without any other explanation. Mr. Moore did not correct CIMA’s assumption of the parkway’s design speed, which Mr. Moore believed varied from 100 km/h to 110 km/h, depending on the portion of the RHVP. Both Mr. Moore and CIMA’s assumptions were incorrect; as described in Chapters 2, 10, and 12, the design speed for the entire length of the RHVP is 100 km/h.

Mr. Moore commented in two sections of the draft 2015 CIMA Report regarding CIMA’s recommendation to install “slippery when wet” signs on the RHVP due to the high proportion of wet pavement collisions. Mr. Moore wrote that the RHVP was “not slipperier when wet any more than any other road” and commented, in respect of CIMA’s language that the RHVP had significantly reduced wet weather skid resistance, “So does every other road in Ontario!” Mr. Moore acknowledged in his testimony that he had no data to support the former statement, apart from his own knowledge that there was a “premium pavement” on the RHVP and his own driving experience on the RHVP. His statement was inconsistent with the findings of the collision history analyses performed by CIMA in both 2013 and 2015. In place of the recommended “slippery when wet” signs, Mr. Moore suggested a sign that said “drive according to road conditions”, which is not a recognized roadway sign in Ontario. He also commented “I can’t increase the skid resistance!”

The draft 2015 CIMA Report included a statement that guidelines suggested that slippery when wet signs should be installed where, for no identifiable reason, more than one-third of all collisions on a given road section were occurring on wet pavement. In response to this statement, Mr. Moore commented: “We know the reason, excessive speed!”

Section 6, Illumination Review, of the draft 2015 CIMA Report set out CIMA’s findings about RHVP illumination, including that illumination was warranted on the RHVP according to both the TAC and MTO policies. Mr. Moore commented on this section: “There is no sense at looking at the warrant for something that can’t and won’t be considered.”

In Section 7, Determination of Potential Countermeasures, Mr. Moore proposed deleting the entire subsection on friction testing. Mr. Moore also commented in this section: “[T]here is no basis, nothing to compare to and no other agency including the MTO doing this! It means absolutely nothing, except proving potential exposure to legal actions and confusion!”. The section he proposed to delete in full read as follows:

Pavement friction plays a vital role in keeping vehicles on the road by enabling the drivers to control/manoeuvre the vehicle in a safe manner (in both the longitudinal and lateral directions). Several methods and devices are available for measuring pavement frictional characteristics. Pavement surface texture is influenced by many factors, including aggregate type and size, mixture proportions, and texture orientation and details. Texture is defined by two levels: microtexture and macrotexture. Currently, there are no direct means for measuring microtexture in the field. However because microtexture is related to low slip speed friction, it can be estimated using a surrogate device. Macrotexture is characterized by the mean texture depth and the mean profile depth; several types of equipment are available for measuring these indices.

Because of the high proportion of wet surface condition and SMV collisions, the City could consider undertaking pavement friction testing on the asphalt to get a baseline friction coefficient for which to compare to design specifications. It is important to perform the tests under normal conditions as well as under typical wet pavement conditions encountered on the RHVP in order to simulate, as best as possible, the conditions

under which collisions occur. For example, if more water accumulates on the pavement under typical conditions than under normal testing conditions, the tests may result satisfactory, when in reality friction may be reduced. Tests should also be performed near locations with the highest frequencies of wet surface collisions, especially curves.

The estimated costs to undertake these are approximately \$40,000. Based on the results, the City may be in a better position to determine if further action is required.

Mr. Moore confirmed in testimony that he was proposing that CIMA delete this content from the 2015 CIMA Report, but denied that his ultimate intention was to have CIMA remove the friction testing recommendation from the 2015 CIMA Report. However, he also acknowledged in his testimony that he wanted to discuss his comment, which “could very well have resulted” in that outcome. When Mr. Moore was asked during his testimony whether he turned his mind to the 2007 and 2013 RHVP friction testing results when he said there was “no basis” and “nothing to compare” the recommended friction testing with, Mr. Moore testified that comparing the results from 2007 and 2013 against new testing in 2015 “still doesn’t tell you where you’re going”. Mr. Moore also denied that Engineering Services would be responsible for implementing the friction testing recommendation if it was approved by Council. Although Engineering Services had done the friction testing on the RHVP in the past, Mr. Moore stated that “anyone” could have been responsible for the recommendation in the 2015 CIMA Report.

## 7.8. Traffic Staff Continue to Prepare the Staff Report

### 7.8.1. Traffic Staff Discuss and Revise Their Recommendation Report

On October 30, 2015, in an email to Mr. Ferguson, Mr. White, and Mr. Lupton, Mr. Mater set out the internal deadlines Traffic would need to meet in order to present the recommendation report on the 2015 CIMA Report and the 2015 CIMA LINC Report to the PWC on December 7, 2015.

Mr. Moore was copied on this email because Mr. Moore and Mr. Mater planned to meet with Mr. Davis about the staff report. Mr. Mater testified that it was Traffic’s job

to draft the report — they had taken on that responsibility — but that did not mean that they were responsible for all the action items arising from the 2015 CIMA Report. Traffic would present the staff report on the 2015 CIMA Report to the PWC over Mr. Moore's objections if necessary. The Inquiry received no evidence to determine if or when the meeting occurred, or about its content or outcome.

Following Mr. Mater's email, Mr. White directed Mr. Ferguson to redraft the recommendation report on the 2015 CIMA Report so that the recommendations were not assigned to specific Public Works divisions. Mr. White and Mr. Ferguson declined to make any changes to the draft recommendation report in response to Mr. Moore's comments on the draft 2015 CIMA Report, which they had received the day before. As Mr. White wrote to Mr. Lupton:

Dave is making some changes in the recs and we will resend it to you. After that I'm not sure what to say. It recs the guiderail and lighting review and asphalt testing. All the things Gary argues against. Despite that I believe them to be prudent and required that we do this ethically and technically responsibly. We can talk after Dave sends it to us. Thanks.

Frankly I think Chris Murray should be in on the discussions. He built the roadways. We can prevent some of these accidents from occurring and we should take action. Thanks.

Mr. Ferguson circulated a revised draft of the recommendation report to Mr. Mater, Mr. Lupton, and Mr. White on November 2, 2015. In this draft, the primary recommendation to PWC was for the General Manager of Public Works to "be directed to implement the collision countermeasures as outlined in [the] report". Mr. Ferguson listed the countermeasures proposed by CIMA, their estimated cost as identified by CIMA, and the time period for the implementation of each (short, medium, or long term).

In the revised draft recommendation report, the friction testing countermeasure was listed as a "medium term" measure, without identifying the fact that CIMA had characterized it as a short term measure in the 2015 CIMA Report. In fact, there were no medium term recommendations in the 2015 CIMA Report at all.

Mr. Ferguson further revised the draft recommendation report after he circulated the November 2 draft, having received comments from Mr. Lupton by email. The Inquiry

received documentary evidence that Mr. Ferguson may also have discussed the draft with Mr. Davis, Mr. Mater, and/or Mr. Moore, in advance of making further revisions, although there is no evidence as to what comments, if any, they may have made on the draft report.

In a further revised draft prepared by November 12, the recommendations for implementation were broken down into two sections, as follows.

First, the General Manager of Public Works would implement the “short-term safety options for consideration” as set out in Appendix A to the recommendation report and report back to PWC on the results. Appendix A included “Install Oversized Speed Limit Signs”, “Install “Slippery When Wet” Signs”, and “Conduct Study to Install Queue End Warning Systems” as short term options (0 to 2 years).

Second, “the design with [respect] to the medium and long term items would be deferred pending the outcome of the Transportation Master Plan (TMP) update.” The medium and long term items (three in total) were listed on Appendix B to the recommendation report. “Conduct Pavement Friction Testing” was listed as a medium term option (2 to 5 years) and the installation of rumble strips, median barriers, and end to end illumination were long term options (6+ years).

The revised recommendation report contemplated that the TMP would be completed by Public Works in 2016, and that the TMP would review the need for additional lanes (widening) on the RHVP and LINC to address high traffic volume and congestion at certain times of the day. The Inquiry received evidence that the question of widening the RHVP and LINC was politically charged, and the subject of advocacy by many councillors and other politicians over the years. When it was suggested to Mr. Mater during his testimony that it could have been years, or even decades, before the RHVP could be widened, Mr. Mater stated that it would not be unreasonable to expect any big project, particularly one with the history of the RHVP, might take some time.

Although the recommendation report recommended deferring all medium and long term countermeasures pending the outcome of the TMP, it provided an explanation only for the recommended deferral of the median barrier installation. As had been noted in earlier drafts, the recommendation report advised that a median barrier (if installed) might need to be redesigned to accommodate additional travel lanes

if the LINC or RHVP were expanded pursuant to the TMP. The recommendation report further advised that implementation of short term countermeasures could also eliminate the need for a median barrier by reducing collisions on the RHVP.

The treatment of friction testing as a medium term countermeasure to be deferred pending completion of the TMP could not be explained or justified by the City witnesses.

The Inquiry received unsatisfactory evidence about the change of friction testing to a medium term countermeasure. Mr. Ferguson testified that he made this revision at the direction of either Mr. White, Mr. Lupton, or Mr. Mater, and that they gave this direction because the City wanted to identify “easy wins” to be completed within 0 to 2 years (that is, short term). Mr. Ferguson testified that no one ever explained to him why friction testing on the RHVP was not an easy win that could be completed in 0 to 2 years.

Although the 2015 CIMA Report had not set out time ranges for the short, medium, or long term countermeasures, Mr. Ferguson’s understanding was that CIMA had intended a 0 to 5 year timeframe when it identified friction testing as a short term countermeasure. Based on this, Mr. Ferguson considered the change to medium term to be consistent with the timeframes contemplated in the 2015 CIMA Report. Mr. White similarly testified that Traffic staff had not changed any of the information or timelines from the 2015 CIMA Report by categorizing friction testing as a medium term recommendation in the recommendation report. Rather, according to Mr. White, Traffic had simply identified short term options that could be completed in 0 to 2 years and set them out in Appendix A to the staff report. This explanation makes no sense and is most likely an after-the-fact justification. It is inconsistent with the rationale for the friction testing recommendation, which was to assess whether current friction levels were a contributory factor to the wet surface collisions occurring on the RHVP and to establish a baseline friction level for comparison purposes.

While the installation of rumble strips, median barriers, and illumination could all reasonably be affected by the possible widening of the RHVP and/or LINC, friction testing was not connected to, or impacted by, the potential widening of the RHVP in any manner. Mr. Mater told the Inquiry that he did not know how friction testing came to be included as one of the countermeasures deferred pending the outcome of the TMP, nor was he aware that CIMA had characterized friction testing as a short term



countermeasure in the 2015 CIMA Report. Mr. Mater could not recall if he obtained Mr. Moore's support to defer the friction testing pending the outcome of the TMP. By November 2015, he believed that some friction testing had already been done on the RHVP. Further, he and his staff in Traffic believed that Engineering Services would do friction testing on the RHVP after the completion of the TMP. At that time, they expected the TMP to be completed "more quickly" than it ultimately was. Although the recommendation report indicated that City staff expected to complete the TMP update in 2016, it was not completed until August 2018.

By December 3, 2015, a version of the recommendation report (which became Report PW15091) with the phased approach was approved as final and delivered for the PWC for its meeting on December 7.

As a result of the division of responsibility for, and deferral of, the medium and long term countermeasures, none of the work that would be the responsibility of Engineering Services had to be completed (or even considered) pending the outcome of the TMP. In my view, the approach was adopted by Traffic to avoid a confrontation with Mr. Moore regarding the merits of these countermeasures.

### 7.8.2. Mr. Ferguson Asks Mr. Malone to Revise the 2015 CIMA Report

On November 12, 2015, Mr. Ferguson emailed Mr. Malone the revised version of the draft recommendation report (described above) and requested that Mr. Malone make three changes to the 2015 CIMA Report and the CIMA LINC Report.

First, Mr. Ferguson asked Mr. Malone to change the use of "Recommendations" to "Option[s] for Consideration", which was the language Mr. Moore had suggested in the October 20, 2015 meeting with CIMA. CIMA implemented this change as requested. In reference to these changes, Mr. Malone explained during his testimony that the term "should be considered", which was included in the 2015 CIMA Report, has a very specific meaning in traffic and transportation engineering. It means that the action should be done unless there is a reason not to do it.

Second, Mr. Ferguson asked Mr. Malone to "add a blurb that talks about how the short term options may address the overall collision patterns that are occurring and therefore

potentially reducing the overall cost benefit ratio for the need of barriers and lighting.” CIMA inserted a statement in the 2015 CIMA Report that the installation of a median barrier on the RHVP should only be considered after evaluating the performance of short term countermeasures.

Third, Mr. Ferguson directed Mr. Malone to the draft recommendation report in which City staff identified short, medium, and long term options, and asked Mr. Malone if the CIMA reports could have “a similar layout”. After internal discussions within CIMA, CIMA chose not to change friction testing from a short term to a medium term countermeasure in the 2015 CIMA Report. Mr. Malone did not communicate the reason that CIMA declined to make the requested change to City staff, because, as he explained in his testimony, he did not think it was necessary to remind them that CIMA had already made a friction testing recommendation in 2013 and was repeating it in 2015.

CIMA emailed Mr. Ferguson the final copies of the 2015 CIMA Report and 2015 CIMA LINC Report on November 20, 2015.

## 7.9. Staff Present the 2015 CIMA Report to the Public Works Committee

### 7.9.1. City Staff Discuss Whether to Provide the 2015 CIMA Report to the Public Works Committee in Advance of the Meeting

On December 1, 2015, Mr. Ferguson provided Lauri Leduc (Legislative Coordinator, Office of the City Clerk, Finance & Corporate Services, Hamilton) with the final versions of the 2015 CIMA Report and the CIMA LINC Report for circulation to members of the PWC. Mr. Mater later raised a concern that the media might obtain and circulate CIMA’s reports before the PWC meeting, and so he instead proposed distribution of the reports to interested councillors at the PWC meeting on December 7.

In the end, because the recommendation report indicated that copies of CIMA’s reports were available, Ms. Leduc emailed copies of the 2015 CIMA Report and 2015 CIMA LINC Report to the Mayor and members of Council on December 3, 2015. Accordingly, the councillors on the PWC had copies of the two CIMA reports, as well

as the related recommendation report (Report PW15091), which was circulated as part of the PWC agenda package, in advance of the PWC meeting. The 2015 CIMA Report and 2015 CIMA LINC Report were also included in the PWC agenda package, which was uploaded to the City's website.

### 7.9.2. Public Works Committee Meeting on December 7, 2015

On December 7, 2015, Mr. Ferguson and Mr. Cooper presented the recommendation report to the PWC. As noted above, in the recommendation report, City staff recommended that the General Manager be directed to implement the short term safety measures, many of which Traffic was responsible for, and that the General Manager be directed to defer the medium and long term countermeasures for friction testing, the installation of rumble strips, median barriers, and end-to-end illumination, pending the outcome of the TMP update. City staff did not explain that their recommendation in Report PW15091 for the timing of the friction testing differed from CIMA's in the final 2015 CIMA Report.

### 7.9.3. Mr. Moore's Statements about RHVP Friction Testing at the Public Works Committee Meeting

At the December 7 PWC meeting, Mr. Ferguson addressed questions from Councillor Merulla about the effectiveness and necessity of CIMA's recommendations, which led to a discussion about speeding and wet surface conditions on the RHVP. Councillor Merulla raised a question about the quality of the asphalt on the RHVP during this discussion, stating:

if the road is wet and you're speeding, that's going to contribute to the collision more so than the wet road itself, and I'm hearing a lot of nonsense on social media surrounding the fact that, through you Madam Chair, that the City had somehow provided or put in a low-grade asphalt, which is contributing to the frequency of collisions. Can you elaborate on how much nonsense that actually is?

Mr. Ferguson's response focused on driver behaviour, referring to the speed statistics described in Report PW15091. He explained the design speed of the RHVP (referring

to it as being 110 to 120 km/h, and asking Mr. Moore to confirm), and that the 85<sup>th</sup> percentile speed was in excess of the design speed, meaning drivers were:

already in a predicament of putting themselves in a position that when you have bad weather is going to cause incidents to occur, they're going to slide, and that's what's creating the issue. It has nothing to do with, that I'm aware of, the pavement – it's the outright driver behaviour and the vehicle speeds.

Councillor Merulla asked Mr. Moore to elaborate on Mr. Ferguson's answer, with reference to the fact that "the asphalt that we're using is not a low grade asphalt compared to that of the MTO". Mr. Moore responded by advising that the RHVP had an SMA mix, a "premium asphalt mix". Mr. Moore then stated:

We did friction testing – the Ministry actually did the friction testing initially, to see how it was – [be]cause we have a little different mix than them – and found that it was at or above what they would normally find with their high grade friction mixes. And we subsequently did it five years after, so 2012-2013, and found that it was holding up exceptionally well, so we have no – we have no concerns about the performance of the surface mix.

In response, Councillor Merulla asked Mr. Moore, "so the quality of that roadway is no different than that of any 400-series highway?" Mr. Moore responded that it was "actually above that grade."

In his testimony, Mr. Moore did not recall this exchange, nor did he recall attending the PWC meeting on December 7 more generally. However, this exchange between Councillor Merulla and Mr. Moore was available to the Inquiry in the form of a video of the PWC meeting.

Mr. Moore's comments regarding SMA and the 2007 friction testing were generally accurate. It is also true that the perpetual pavement structure was generally performing well. However, Mr. Moore's statement that 2012-2013 friction testing found friction levels that demonstrated that the pavement was "holding up exceptionally well" is problematic. The statement was clearly contrary to the opinions expressed in the Tradewind Report, as was recognized much later after Gord McGuire (at the time

Director, Engineering Services, Public Works, Hamilton) discovered the Tradewind Report.

I note as well that the statement was similar to, if not more positive, than what Mr. Moore had told Mr. Malone in August 2015. Mr. Moore's comments to the PWC on December 7 further demonstrate how Mr. Moore's knowledge of the 2007 and 2013 friction testing to this point was limited to the incomplete information that he retained from Dr. Uzarowski's emails in 2007 and 2014. Mr. Moore also provided no caveats in his response to the PWC that the results from the friction testing in 2013 were inconclusive or subject to a standard that Mr. Moore did not understand.

Mr. Ferguson testified that the first time he learned about RHVP friction testing having been conducted in 2012 or 2013 was at this PWC meeting, through Mr. Moore's comments. He was surprised by this information given CIMA's two recommendations for friction testing in 2013 and 2015, and Mr. Ferguson's understanding that Mr. Moore had not brought this information forward to Traffic or CIMA. According to Mr. Ferguson, if Traffic had known earlier about the friction testing previously done, Traffic would have asked CIMA to evaluate or comment on the content of the RHVP friction testing reports.

Mr. Ferguson testified that, at Mr. White's direction, he asked Mr. Moore for the results of this friction testing after the PWC meeting. This was questioned by Mr. White in testimony and is not supported by any evidence. In any event, Mr. Moore did not send Traffic a copy of the Tradewind Report or the 2014 Golder Report after the PWC meeting or ever. Neither Mr. Lupton nor Mr. Mater testified that they took any action in response to Mr. Moore's comments at the December 7 PWC meeting. Mr. Mater did not consider it part of his role to discuss with his own staff in any detail Mr. Moore's comments to PWC about an issue within Mr. Moore's area of expertise. Mr. Mater's evidence on this issue is illustrative of the negative impact of Traffic's deference to Mr. Moore on all matters within the responsibility of Engineering Services.

The councillors<sup>5</sup> who testified at the Inquiry hearings respected Mr. Moore, and believed and relied on his statements about the quality of the asphalt on the RHVP.

---

<sup>5</sup> These councillors included Councillor Jackson, Councillor Merulla, and Councillor Doug Conley (Ward 9, Hamilton).

In particular, Councillor Tom Jackson (Ward 6, Hamilton) testified that because of the assurances Mr. Moore gave about the quality of the RHVP asphalt, he began to think that driver behaviour was the biggest factor in collisions on the RHVP. Councillor Jackson felt that Mr. Moore's comments addressed the concerns he was hearing from constituents about slipperiness on the RHVP which, as described in Chapter 5, dated back to late 2012 or early 2013.

In addition to Mr. Moore's comments, Traffic staff's report and presentation to PWC highlighted speeding, instead of providing the more nuanced view of the contributing factors to collisions that CIMA had identified, including friction and wet surface conditions. As a result, Council was left with the impression that speeding was the principal cause of collisions on the RHVP. As discussed further in Chapter 12, identifying contributing factors to collisions is much more complicated than staff presented, and understanding the nuance and interplay between these factors is important. Given their familiarity with the 2015 CIMA Report, staff should have better explained the multiple possible contributing factors identified by CIMA that affect the speed at which the parkway becomes more challenging to drive. The explanation of collisions provided by staff downplayed the significance of the high proportion of wet surface collisions and the factors, in addition to "excessive speed", which CIMA identified as contributing to such accidents.

## 7.10. Responses to the 2015 CIMA Report and the Recommendation Report

Several events relevant to this Inquiry's mandate occurred after the December 7 PWC meeting, related both to the findings and recommendations of the 2015 CIMA Report and staff's recommendation report, and to Mr. Moore's understanding of the Tradewind friction testing. These events are set out below, organized thematically; however, it should be kept in mind that these events occurred contemporaneously with one another.

### 7.10.1. Council Meeting on December 9, 2015

The PWC prepared a report to Council (PW Report 15-016) following the December 7, 2015 meeting, for the Council meeting on December 9. PW Report 15-016 recommended approval of the recommendation report presented to the PWC (Report

PW15091), with one additional direction for staff added to the recommendations staff had set out in their recommendation report (Report PW15091). The added direction was that staff “install signs stating the penalties and costs associated with speeding at appropriate locations on the Lincoln M. Alexander Parkway and the Red Hill Valley Parkway.”

The PWC also directed staff to undertake three additional tasks relating to the RHVP and/or the LINC. These directions arose from further discussions and motions at the PWC meeting on December 7, 2015. They were addressed separately from the PWC’s recommendations further to the 2015 CIMA Report in Report PW15091 as a result.

These three additional tasks were as follows: (1) staff were directed to report to PWC with information on the costs and process of investigating an improved lighting system on the RHVP and the LINC; (2) staff were directed to investigate installing rumble strips on the sides of the LINC; and (3) staff were directed to seek out provincial approval from the MTO to allow the City to implement photo radar on the roadways, and to assess the feasibility of implementing photo radar.

### 7.10.2. The Speed Statistics in 2015 CIMA Report are Questioned

After the 2015 CIMA Report was presented to the PWC on December 7, councillors and members of the media began to raise questions about CIMA’s finding that an average of more than 500 vehicles per day travelled in excess of 140 km/h on the RHVP. For instance, on December 9, 2015, prior to the Council meeting, Councillor Lloyd Ferguson (Ward 12, Hamilton) emailed Mr. Ferguson to request an explanation for how CIMA reached this conclusion. The Hamilton Spectator also published articles on December 14, 2015 and January 22, 2016, in which Councillor Ferguson was quoted as expressing disbelief about CIMA’s findings on speeding.

CIMA’s finding was based on speeds that Pyramid collected and reported in 2013 on behalf of the City, in connection with CIMA’s 2013 safety review, which Mr. Cooper had given CIMA for CIMA’s work in 2015. In January 2016, after the 2015 CIMA Report had been presented to the PWC and Council, Rich Shebib (Traffic Technologist, Corridor Management, Geomatics & Corridor Management, Engineering Services, Public Works, Hamilton) advised Traffic staff of recent traffic data that Mr. Shebib had



obtained from permanent traffic count stations on the RHVP, which Mr. Shebib felt did not support the conclusions about speeding that CIMA had drawn from the Pyramid data. City staff had not provided the count station data to CIMA in connection with the preparation of the 2015 CIMA Report.

Ultimately, to resolve the issue, Mr. Malone and Mr. Ferguson decided to emphasize for Council that speeding on the RHVP was an issue generally, rather than breaking down the differences between data used in the 2015 CIMA Report and the more recent RHVP count station speeding data. In an email to Mr. Ferguson sent on January 29, 2016, Mr. Malone summarized this general issue as follows:

There does seem to be agreement with the police, albeit with variation on the exact magnitudes, that speeding is an issue. Also agreed by all is that large numbers of users exceed the posted speed limit – 90% of the traffic. It is also clear that there are at least some vehicles with very high, excessive, speeds, on a daily basis. That particular behaviour, given the geometric limitations of the highway, is a recipe for disaster.

We concluded that some drivers are unaware of the potential consequences of their behaviours since they likely perceive the road as just another 400 series highway. It is not, particularly on the Red Hill section, and the speed + geometry combination can quickly result in collisions in the right circumstances. Enhanced enforcement on Red Hill remains the best tool to address these driver behaviour problems linked to speed. If we can start the conversation with the councillor from that place, as opposed to battling over who[se] data is better, it might be a way to move forward. We all have the same goal, making travel on the road more safe.

### 7.10.3. Lakewood Beach Community Council Requests Friction Testing

#### 7.10.3.1. Request for Friction Testing

On December 9, 2015, two days after the December 7 PWC meeting, a local Hamilton community group, the Lakewood Beach Community Council (“LBCC”), emailed Mayor Eisenberger and Council with an item the LBCC wanted Council to consider

at its meeting scheduled for later the same day. The LBCC requested that friction testing be treated as a short term safety option consistent with the 2015 CIMA Report, rather than a medium term safety option as recommended in Report PW15091. As noted, PW Report 15-016 was on the agenda for the December 9 Council meeting, which meant that the recommendations the PWC had passed on December 7 were scheduled for ratification.

In making this request, the LBCC highlighted the results of CIMA's collision history analysis for daylight, wet surface, and SMV collisions, and the anecdotal evidence from members of the public about the RHVP being "slippery". The LBCC advised that it felt the cost-benefit of conducting the friction testing (at an estimated cost of \$40,000, as noted in the 2015 CIMA Report) would be money well spent. It was clear from the LBCC's email that the LBCC had read the 2015 CIMA Report as they stated: "Since the majority of the collisions are single car occurring in the daylight, in clear weather, but with wet road surfaces we are respectfully requesting you consider adding this Friction Test to the short term recommendations."

Council did not discuss the LBCC's correspondence on December 9, 2015. However, Councillor Jackson referred the LBCC's correspondence to the next PWC meeting, and told this to the LBCC in an email response sent on December 10. In an email on which Mr. Ferguson, Mr. White, and Mr. Moore were copied, Councillor Jackson stated that collisions on the RHVP were "unfortunate occurrences, primarily through careless, reckless, irresponsible behaviour along the Red Hill and Lincoln Parkways". Councillor Jackson testified at the Inquiry that he would not have made this comment if Mr. Moore had not given assurances that the RHVP was safe at the December 7, 2015 PWC meeting. However, based on Mr. Moore's assurances, Councillor Jackson's impression was that driver behaviour could very well be the cause of collisions on the RHVP, rather than the surface of the roadway.

On December 14, 2015, Mr. Mater directed Mr. Lupton, Mr. White, and Mr. Ferguson to coordinate with Mr. Moore to send a response to the LBCC.

*7.10.3.2. Mr. Ferguson Advises that Engineering Services Will Perform RHVP  
Friction Testing in 2016*

The next PWC meeting was scheduled for February 1, 2016. On January 28, 2016, Councillor Jackson emailed Mr. Ferguson, copying Mr. Moore, requesting

Mr. Ferguson's input on how Councillor Jackson should address the LBCC's correspondence at the upcoming PWC meeting. Mr. Ferguson replied: "I believe as part of the overall works this is already being covered off (road friction testing). I have copied Director Moore for clarification." Mr. Ferguson had not spoken to Mr. Moore at the time, but understood that Engineering Services would complete friction testing, after completion of the TMP as provided in the recommendation report (Report PW15091), on a schedule to be decided by Engineering Services. While I accept that may have been Mr. Ferguson's understanding, his email response to Councillor Jackson was not responsive to the LBCC's request to have friction testing completed in the short term.

In response, Councillor Jackson advised Mr. Ferguson and Mr. Moore that he would make the motion of "receiving the correspondence only" with the caveat that staff provide a written response to the LBCC that commented on the LBCC's suggestions and indicated how staff were already (or would be) implementing these measures accordingly. Mr. Ferguson responded to Councillor Jackson in agreement, writing: "I would concur with that direction". The Inquiry did not receive any documents that suggest that Mr. Moore responded to these emails. Mr. Moore testified that he could not recall discussions with his Public Works colleagues about the LBCC's request to have friction testing changed to a short term measure. At its meeting on February 1, 2016, the PWC acknowledged receipt of the LBCC's correspondence requesting that the City conduct friction testing on the RHVP as a short term safety option, but did not discuss the LBCC's correspondence in any detail.

Instead, on February 16, 2016, Mr. Ferguson emailed the LBCC, copying the Office of the Mayor, members of Council,<sup>6</sup> Mr. White, Mr. Lupton, Mr. Mater, Mr. Moore, and Janet Pilon (Manager Legislative Services/Deputy Clerk, Office of the City Clerk, Finance & Corporate Services, Hamilton) to advise that Engineering Services would perform friction testing on the RHVP in 2016. Mr. Ferguson's email stated:

---

<sup>6</sup> The members of Council copied on this email were Councillors Aidan Johnson (Ward 1, Hamilton), Jason Farr (Ward 2, Hamilton), Matthew Green (Ward 3, Hamilton), Sam Merulla, Chad Collins, Tom Jackson, Terry Whitehead (Ward 8, Hamilton), Doug Conley (Ward 9, Hamilton), Maria Pearson (Ward 10, Hamilton), Brenda Johnson (Ward 11, Hamilton), Lloyd Ferguson, Arlene VanderBeek (Ward 13, Hamilton), Robert Pasuta (Ward 14, Hamilton), and Judi Partridge (Ward 15, Hamilton). A complete list of councillors over time is set out in Chapter 4.

The following information is provided with respect to your email dated December 9, 2015, to the Mayor's Office and Members of the Public Works Committee.

Your email was requesting that the identified Friction Test for the Red Hill Valley Parkway be considered for Short Term Testing. Through support from Public Works Committee, I am pleased to inform you that this testing will be completed by Engineering Services in 2016. We are confident that this testing along with implementation of the other Short Term recommendations as outlined in the report, will assist in raising awareness and educating motorists as we work to change driver behaviour along the Red Hill Valley Parkway and Lincoln Alexander Parkway with the ultimate goal to make both roadways safer for motorists.

If you have any questions, please feel free to contact me directly.

Mr. Moore replied by email to Mr. Ferguson only, saying "perfect."

Mr. Ferguson testified that he believed he had contacted Mr. Moore by telephone before sending the above email to the LBCC, and that Mr. Moore had committed to complete new friction testing on the RHVP in 2016. Mr. Ferguson had no expectation as to whether or not Mr. Moore would provide him with the results of the friction testing in 2016, only that Mr. Moore would perform it. Mr. Ferguson did not ask Mr. Moore for a copy of the friction testing results that Mr. Moore had mentioned at the December 7, 2015 PWC meeting during their call about the 2016 friction testing.

In contrast, Mr. Moore testified that he did not recall planning any friction testing in 2016, and none was completed by Engineering Services in that year. Mr. Moore testified that he did not recall any discussions with Mr. Ferguson about friction testing in 2016. Regardless, by his affirmation "perfect", Mr. Moore effectively confirmed a commitment from Mr. Ferguson on behalf of the City to conduct friction testing on the RHVP in 2016. Whether intentionally or otherwise, Mr. Moore misled Mr. Ferguson and, by extension, all individuals copied on Mr. Ferguson's email to the LBCC, including the Mayor's Office and councillors, regarding Engineering Services' intentions.

7.10.3.3. *Mr. Moore Tells Traffic Staff Friction Testing Has Been Done but Needs Analysis*

On February 25, 2016, after the Public Works directors were notified via email about an unrelated delegation request that the LBCC made to PWC, Mr. Moore emailed Mr. Lupton and Mr. Ferguson (which Mr. Lupton later forwarded to Mr. White), in which he stated:

FYI – Some roughness/skid resistance/friction testing has been done. However I'm still trying to get the analysis for it and to put it into context ( like how does this compare to other highways of similar type. ) MTO is very guarded of this information and does not share numbers due to liability and concerns they will form part of a legal action. We should be similarly wary!

It is unclear to what testing Mr. Moore was referring. By this time, it could have been any or all of the 2007 MTO testing, the 2013 Tradewind testing, or the 2016 Golder inertial profiler testing, discussed below in this chapter. Mr. White testified that he understood Mr. Moore was referencing the 2013 friction testing in this email. Mr. Ferguson, on the other hand, who was unaware of the Tradewind testing, interpreted Mr. Moore's email to mean that Engineering Services had completed friction testing in the short window between February 16 when Mr. Ferguson emailed the LBCC, and February 25 when Mr. Moore sent this email.

In any event, neither Mr. Ferguson nor Mr. White followed up with Mr. Moore for the analysis referenced in his email. Mr. Ferguson, Mr. White, Mr. Lupton, and Mr. Mater provided evidence about why Traffic did not take steps to obtain friction testing results after Mr. Moore's comments at the PWC meeting on December 7, 2015, or after his email of February 25, 2016.

Mr. Ferguson testified friction testing was a task that fell within Mr. Moore's jurisdiction, so there was no point in Mr. Ferguson asking for the information.

Mr. White testified that he and his staff had asked Mr. Moore for friction testing results more than once. Mr. White testified that, by this time, Mr. Lupton and Mr. Mater were both aware that Traffic could not get the friction testing results from Engineering Services. In an email Mr. White sent to Mr. Lupton, Mr. Ferguson, and Mr. Mater on

February 23, 2016, about the LBCC's delegation request, Mr. White advised that Mr. Moore said the "asphalt friction test" was done and that Traffic had asked for but never seen a copy of the results. Mr. White testified that he thought that the intervention of someone at the director level or even the General Manager would be required to get this information from Mr. Moore. In Mr. White's view, it was "pointless" for his staff to ask for the results again.

Mr. Mater testified that he did not take specific note of Mr. White's statement that Traffic had requested and not received the friction testing results. Prior to Mr. White's email, no one had told Mr. Mater that Traffic had requested and been refused friction testing results for the RHVP, and Mr. Mater did not understand that his staff were frustrated about their inability to obtain friction testing results. In fact, Mr. Mater testified that he did not know why Mr. White would even want the friction testing results — friction testing was the purview of Mr. Moore's division and Mr. Moore would be the one making any decisions about pavement, not Traffic staff.

Mr. Lupton also testified that it was not Traffic's responsibility to obtain friction testing results to address a LBCC delegation request; rather, it was Mr. Moore's job to ensure he or his staff were present at the PWC meeting to address the issue if it came up. Mr. Lupton did not think he would have directed his staff to request friction testing results from Mr. Moore unless they needed the results to complete updates for the PWC that addressed the 2015 CIMA Report recommendations. In Mr. Lupton's view, his team would have had no ability to evaluate friction testing results even if they did obtain them.

## 7.11. Mr. Moore's Discussions with Golder Following the December 7, 2015 PWC Meeting

Mr. Moore did not complete friction testing in response to or after the LBCC's request. Rather, Mr. Moore took two actions that cast light on his February 25 email about the testing that "has been done" and the analysis he was "trying to get". First, on December 17, 2015, Mr. Moore obtained a second copy of the Tradewind Report from Dr. Uzarowski and read it, likely for the first time. Second, Mr. Moore had requested that Golder conduct "roughness" testing — more precisely inertial profiler testing —

of the RHVP pavement. Dr. Uzarowski provided Mr. Moore with initial results for this testing in February 2016.

### 7.11.1. Mr. Moore and Dr. Uzarowski Discuss Friction Testing

On December 17, 2015, 10 days after the PWC meeting on December 7, Mr. Moore emailed Dr. Uzarowski a condensed version of his email to Tom Dziedziejko (General Manager, AME, Aecon Materials Engineering Corp.) in January 2014. As described in Chapter 6, the content of that email was sourced from the January 2014 Uzarowski Email, which Mr. Moore had also forwarded to Mr. Malone in August 2015. It read as follows:

Here’s a summary of the skid resistance tests.

Immediately following construction of the RHVP in 2007, the Ontario Ministry of Transportation performed friction testing in both southbound lanes. The following table summarizes the results of this testing.

Lane	Average Friction Number	Friction Number Range
Southbound Lane 1	33.9	28.1 to 36.5
Southbound Lane 2	33.8	28.4 to 37.4

In 2013, the Friction Numbers were measured on the RHVP in both directions by Tradewind Scientific using a Grip Tester. The average FN numbers were as follows:

SB Right Lane      35  
 SB Left Lane        34  
 NB Right Lane      36  
 NB Left Lane        39

Hope this helps



Neither Dr. Uzarowski nor Mr. Moore was able to explain why Mr. Moore sent Dr. Uzarowski this email on December 17, 2015, or if they spoke about the Tradewind Report before Mr. Moore's email. Dr. Uzarowski testified that the email from Mr. Moore came "out of the blue". It is reasonable to conclude that Mr. Moore reached out as a result of the December 7 PWC meeting.

On the same day, December 17, Dr. Uzarowski responded to Mr. Moore's email, attaching a standalone copy of the Tradewind Report (the "December 2015 Uzarowski Email"). Unlike the version appended to the 2014 Golder Report that Dr. Uzarowski sent to Mr. Moore on January 31, 2014, this copy of the Tradewind Report did not have a draft stamp on it. In his email, Dr. Uzarowski wrote to Mr. Moore:

Please find attached the November 2013 report from Tradewind Scientific on friction testing on Red Hill Valley Parkway and Lincoln Alexander Parkway. I will look at some standards or anticipated values and call you.

I accept Dr. Uzarowski's evidence that he and Mr. Moore likely spoke before Dr. Uzarowski sent the December 2015 Uzarowski Email. During that call Mr. Moore asked Dr. Uzarowski, for the first time, for information about the correlation between the GripTester and locked-wheel tester friction test methods and the UK standard referenced in the Tradewind Report.<sup>7</sup>

In the afternoon on December 17, Dr. Uzarowski emailed Leonard Taylor (President & CEO, Tradewind), copying Rowan Taylor (Engineering Manager, Tradewind), Susan Ames (Office Manager, Tradewind), and Dr. Vimy Henderson (Pavements & Materials Engineer, Golder), writing:

You have followed the ASTM 1844 standard in the friction testing you carried out on the Red Hill Valley and Lincoln Alexander Parkways in the City of Hamilton in 2013. Your [sic] determined the Griptester Numbers. MTO did some Friction Number (FN) testing on the Red Hill Valley

---

<sup>7</sup> Friction testing methods, equipment, and standards are described in Chapter 1. As discussed in Chapters 1 and 3, the MTO uses an ASTM E274 locked-wheel tester to perform its friction testing, and that was the tester used to perform the MTO's friction testing on the RHVP in October 2007.

Parkway in 2007 but they followed ASTM 501. Do you know if there is any correlation between GTN and FN? The GTN limits you gave in the report are from the UK. Do you know what limits are typically used in the US or in Canada?

This email, sent almost two years after Tradewind submitted its report to Golder in January 2014, was the first time that Dr. Uzarowski raised the UK standards referenced in the Tradewind Report with anyone at Tradewind.

As set out below, Dr. Uzarowski continued to communicate with Leonard Taylor on these issues into 2016 and ultimately reported his conclusions about the friction testing correlation and standards to Mr. Moore in March 2016.

### 7.11.2. Golder Conducts Inertial Profiler Testing and Bumps and Dips Analysis

Also in December 2015, Mr. Moore instructed Golder to complete an inertial profiler scan of the RHVP, ideally to be completed between Christmas and the new year. Mr. Moore wanted to locate irregularities in the longitudinal profile of the road — colloquially known as dips and bumps — and to determine how to address them. The inertial profiler scan would measure the profile of the pavement surface.

In his testimony, Dr. Uzarowski described the profile testing as being “so urgent” for Mr. Moore. Mr. Moore also indicated in an email to Dr. Uzarowski that the work was “time sensitive”. However, the reason for Mr. Moore’s urgency at that time is unclear.

Mr. Moore approved the work prior to Golder providing a proposal or the creation of a purchase order, which led to some confusion about what Mr. Moore wanted, and some accounting irregularities in the invoicing and payment for this work later on.

On February 2, 2016, Dr. Uzarowski advised Mr. Moore that Golder had conducted “the profile survey on the Red Hill Valley Parkway and also the initial roughness analysis”. He provided “initial quick plots” of International Roughness Index (“IRI”) values of two lanes in each direction from 2013 and 2016 to compare how the roughness had changed over three years. Dr. Uzarowski testified that the results indicated that “overall the profile was good”, but that it had slightly deteriorated since 2013. He noted that

Golder also identified the locations of “deeps and bumps”. Dr. Uzarowski asked to meet with Mr. Moore to “discuss the repair strategy [Golder] initially recommended”, after which the scope of work and Golder’s final analysis could be defined.

In response, Mr. Moore advised that the information from Dr. Uzarowski did “nothing really for [him]” and that he was interested in dealing with the settlements along the RHVP, stating “Where are they? Are they related to any buried infrastructure, trench, excavation, duct??? That’s what I want to fix”. On February 4, Dr. Uzarowski advised that Golder had identified locations of the dips and bumps but “had to precisely correlate the stations in both directions to check if a particular deep or bump is in one direction or both”.

Dr. Uzarowski testified that he considered Mr. Moore’s response to be typical in terms of providing feedback, saying that Mr. Moore was typically “very direct responding and very promptly”. Back in December 2015, Mr. Moore had used a similar tone to address Golder’s failure to provide Mr. Moore with a proposal for this urgent work in a timely way.

### 7.11.3. Mr. Moore and Dr. Uzarowski Discuss Friction and Inertial Profiler Testing in March 2016

Dr. Uzarowski and Mr. Moore met on March 4, 2016, principally to discuss the results of Golder’s inertial profiler testing, and also for Dr. Uzarowski to provide Mr. Moore with a summary of, and his conclusions regarding, his discussions with Leonard Taylor. On the same day, Dr. Uzarowski emailed Mr. Moore regarding the RHVP “Dip/Bump Analysis”, attaching an Excel spreadsheet with analysis tables. He also provided Mr. Moore with a link to the associated drawings.

In advance of this meeting, Dr. Uzarowski and Leonard Taylor had exchanged emails. Dr. Uzarowski asked for information about the correlation between numbers from the locked-wheel tester and the GripTester. In response, Leonard Taylor provided Dr. Uzarowski with a paper titled “A White Paper on Correlation of the GripTester Trailer to the ASTM E 274 Skid Trailer”. Dr. Uzarowski testified that he was already familiar with this paper, and felt it was “good from an academic point of view” but not useful to determine how numbers obtained from a GripTester correlated with those obtained from a locked-wheel tester. In his testimony, Dr. Uzarowski agreed that this paper

supported the observation that a GripTester will generally return higher values than the values from a locked-wheel tester.

In response to Dr. Uzarowski's question about whether there were any values for the GripTester used for evaluating highways in Canada or the United States, Leonard Taylor responded that he was not aware of "any 'official' recognized highway [GripTester] reference levels in the Canada or the US", and that he considered the best approach to be to use a cross-correlation with values from other established devices, such as the ASTM 274 standard.

Dr. Uzarowski testified in some detail about the March 4, 2016 meeting with Mr. Moore. Dr. Uzarowski said that at that meeting, he advised Mr. Moore of his discussions with Leonard Taylor, and told Mr. Moore that "there was no clear correlation between the GripTester and locked-wheel". Mr. Moore did not have a specific recollection of the meeting but disagreed that Dr. Uzarowski provided him with this information at it. He testified that he did not understand from this meeting that the GripTester and locked-wheel tester results were anything other than "apples-to-apples", and that he maintained this understanding for the duration of his tenure as Director of Engineering Services. He explained that, given the significance of that information on his view of the Tradewind Report, he believed he would have recalled receiving that information if it had been provided.

I note, however, that Mr. Moore also appeared to concede in his testimony that in "some correspondence", Dr. Uzarowski had advised him four or five years later, possibly in 2016 or 2017, that the MTO and Tradewind testing were not "apples-to-apples" and that the GripTester numbers were more conservative. Mr. Moore said that he was "obviously disappointed in the timing of that information being finally provided."

Mr. Moore's evidence is unconvincing. I am satisfied that Dr. Uzarowski told Mr. Moore at this meeting that there was no clear correlation between results from a GripTester and results from a locked-wheel tester. The evidence is that Dr. Uzarowski's practice was to respond as quickly as possible to Mr. Moore's various requests. Consistent with this practice, Dr. Uzarowski had almost immediately begun seeking information to respond to the request for clarification Mr. Moore appears to have made in mid-December 2015. After receiving that information from Leonard Taylor, there is no

reason that Dr. Uzarowski would not have provided this information to his client promptly.

The information that Dr. Uzarowski provided Mr. Moore was that the Tradewind GripTester numbers, although numerically higher than the MTO locked-wheel numbers, were not indicative of the Tradewind results being either better, or satisfactory. From this point in time, Mr. Moore therefore had the information necessary to understand the Tradewind Report, and had no basis to discount the findings and recommendations in the Tradewind Report. Even if Mr. Moore had remaining questions about the applicability of the UK standard referenced in the Tradewind Report in Ontario, the evidence of both Dr. Gerardo Flintsch and David Hein, the technical experts engaged by Commission Counsel and the City in this Inquiry,<sup>8</sup> respectively, was that the recommendations made by Tradewind in the Tradewind Report to investigate the friction levels on the RHVP should have been acted on in some manner, as described in more detail in Chapter 12.

Dr. Uzarowski also testified that, at the meeting on March 4, 2016, he made recommendations to Mr. Moore for pavement remediation techniques that could address low friction – microsurfacing and shotblasting – which is consistent with a reference to “blasting and micro” in Dr. Uzarowski’s notes from this meeting. Dr. Uzarowski testified that microsurfacing could also address other structural aspects, but that shotblasting would be used only to address friction. Dr. Uzarowski did not have a specific recollection of what exactly he said to Mr. Moore about the need to improve friction of the RHVP, nor the specifics of what Mr. Moore said to him. He did, however, testify that Mr. Moore told him “in a careful way” that “the police [were] expressing opinion that the pavement was slippery.” Dr. Uzarowski’s impression from their March 4 discussion was that Mr. Moore had concerns about friction. Dr. Uzarowski says that he made recommendations for microsurfacing and shotblasting to address those concerns.

Mr. Moore also recalled speaking with Dr. Uzarowski regarding microsurfacing, shotblasting, and skidabrading at some time, but could not recall precisely if that

---

<sup>8</sup> Dr. Flintsch is the Director of the Center for Sustainable and Resilient Infrastructure at Virginia Tech Transportation Institute, and Mr. Hein is the President and Principal Engineer at 2737493 Ontario Limited.

discussion occurred on March 4, 2016. However, Mr. Moore did not recall this discussion having been in the context of a broader discussion about the RHVP friction testing results or his request to Dr. Uzarowski for more information on standards and how to interpret them. In testimony, Mr. Moore did not recall Dr. Uzarowski expressing any potential safety concerns about friction levels on the RHVP if the City did not proceed with shotblasting or skidabrading. Mr. Moore believed the nature of the discussion to be “if you want to do this type of thing, here’s what you can do.” He testified that he did not believe that he asked Dr. Uzarowski to conduct any inquiries regarding shotblasting or skidabrading.

Dr. Uzarowski, however, left the March 4 meeting with the impression that Mr. Moore wanted Dr. Uzarowski to provide him with information on how to address friction levels on the RHVP. This prompted Dr. Uzarowski to immediately contact various individuals in the pavement rehabilitation industry after the meeting, including companies that offered shotblasting and skidabrading, to request pricing information for these treatments “on a highway near Toronto”. One of the quotes Dr. Uzarowski received was \$301,888 for the entire mainline of the RHVP.

Dr. Uzarowski and Mr. Moore appear to have misunderstood one another. On March 15, Mr. Moore emailed Dr. Uzarowski, presumably in response to Dr. Uzarowski’s provision of the quote for the use of the Skidabrader (which was not produced to the Inquiry). From Mr. Moore’s email, it appears that Mr. Moore’s expectation was that Dr. Uzarowski was to provide him with a quotation for further testing of the RHVP pavement surface, although what testing Mr. Moore had in mind was unclear. Under the subject line “Skid testing”, Mr. Moore wrote:

No, \$300,000 is just a ridiculous amount. I don’t need the whole road tested. And I don’t need every wheel path of lane. 4 to 6 spots that would be representative or worst case is all I need at the most. But I suspect that is still too expensive.

Mr. Moore could not recall at the Inquiry what he meant by “4 to 6 spots that would be representative or worst case.”

Dr. Uzarowski believed Mr. Moore misunderstood the quote for the Skidabrader to be a quote for friction testing. He responded to Mr. Moore that \$300,000 was the “price for the entire surface” and that the Skidabrader “machine restores the texture and

brings the skid numbers high”. Dr. Uzarowski also advised that, as an alternative, he could also check the cost of having a local company run a “NAC machine” used to “measure skid resistance at the airports” on the RHVP and determine the “worst locations”.

Mr. Moore responded later on the same day, writing:

Sorry I thought you were talking about more testing. I have never heard of this technology or what it does. Besides it doesn't address the cracking and need to address the surface distresses and deformations (humps and sumps), so I don't think we are interested. Thanks

Two points emerge from this confused correspondence.

First, Mr. Moore's focus at this time was on the remediation of the RHVP and on correcting the various surface deformities (dips and bumps, and cracking). Whatever information Mr. Moore received or understood from his communications with Dr. Uzarowski on and/or after March 4, Mr. Moore was not interested in friction remediation if it did not also address the surface distresses and deformations, as he had expressed in his email to Dr. Uzarowski on March 15. Mr. Moore testified that he did not believe he ever asked Dr. Uzarowski for some measure to address friction numbers on the RHVP, and explained further that “I don't believe I was looking to address any frictional characteristics of the pavement because I – I had no concern with them”. Moreover, Mr. Moore testified that the decision to rehabilitate the RHVP which was made shortly afterwards (discussed below) would address any concerns about the friction of the RHVP, including those expressed by the LBCC. Friction testing would not provide insight for the resurfacing.

Second, I accept that Dr. Uzarowski suggested shotblasting or skidabrading of the RHVP pavement to improve the frictional qualities of the pavement surface. However, Dr. Uzarowski did not do so as a matter of traffic safety, which was neither his mandate or expertise, nor was it Mr. Moore's concern. Dr. Uzarowski suggested these remedial measures in part, to address the concerns he believed Mr. Moore to have raised, as he testified to, and further because of what I perceive to have been lingering questions on Dr. Uzarowski's part about the suitability of the Demix aggregate that he had approved in 2007, as discussed in Chapter 2.



Dr. Uzarowski testified that he did not recall having any further discussions with Mr. Moore on this topic after receiving Mr. Moore's March 15, 2016, email. He understood that Mr. Moore was not interested, and that it was his final answer. Dr. Uzarowski testified that he did not reference the recommendations made in the 2014 Golder Report at this time, because he understood Mr. Moore to be "very familiar with the report", including Golder's recommendations.

On April 28, 2016, Mr. Moore forwarded the dip and bump analysis tables he had received from Dr. Uzarowski on March 4 to Marco Oddi (Manager, Construction, Engineering Services, Public Works, Hamilton). Mr. Oddi testified that Mr. Moore likely sent him the analysis to review because, given Mr. Oddi's background as a member of the RHV Project team and his familiarity with the RHVP, Mr. Oddi could "pull out the Red Hill contract drawings and look and correlate it" and identify relationships between the bump and dip analysis tables and locations on the RHVP where there might be culverts, sewers, and watermains, for example. Mr. Oddi did not recall if he discussed the bump and dip analysis with Mr. Moore, but would have relayed this information if such a discussion did occur.

It is possible that Dr. Uzarowski had a further conversation with Leonard Taylor on or about May 26, 2016, respecting the possibility of a correlation between the GripTester and locked-wheel testing results, as well as their application to Canadian and US standards. Dr. Uzarowski believed he spoke with Mr. Moore following this discussion, although he could not recall it in detail, and again relayed the "lack of good correlation" between GripTester and locked-wheel testing results. If this conversation occurred, it only reaffirmed the information that Leonard Taylor had provided previously, which Dr. Uzarowski had already conveyed to Mr. Moore. There is no evidence of any further discussion between Dr. Uzarowski and Mr. Moore on these matters after this date.

## 7.12. RHVP Rehabilitation

### 7.12.1. Engineering Services Decides to Rehabilitate the RHVP

Engineering Services began actively considering rehabilitation of the RHVP for the first time in the spring of 2016. At that time, Engineering Services anticipated that the rehabilitation would occur in 2017.

It is important to state at the outset that rehabilitation is an umbrella term. Rehabilitation encompasses a range of actions that can be done to repair an existing pavement surface, and includes preventative surface treatments as well as a complete resurfacing. As set out below and in Chapter 8, although Engineering Services initially contemplated rehabilitation efforts short of resurfacing (that is, a surface treatment) in 2016, at some point in early 2017, staff decided to proceed with a full resurfacing of the RHVP.

The Inquiry did not receive evidence to clarify what triggered staff's decision in 2016 to consider rehabilitation of the RHVP. Mr. Moore previously advised the PWC, in May 2015, that he anticipated the first "wholesale resurfacing" of the RHVP would occur in 2021 and stated to staff and Council on various occasions prior to 2016 that the RHVP was not programmed for any capital work.

According to Richard Andoga (Senior Project Manager, Infrastructure Programming, Asset Management, Engineering Services, Public Works, Hamilton), Engineering Services likely made this decision, which he described as a "mutual decision", shortly before he sent an email to staff in the Design, Asset Management, and Construction sections within Engineering Services on April 15, 2016, to advise that Asset Management had programmed the RHVP and LINC for rehabilitation in 2017. Mr. Andoga did not specifically recall the precipitating discussions, or who participated in them, but he explained they would have been "very informal", possibly a hallway conversation or meeting at someone's desk. I am satisfied that Mr. Moore, as Director of Engineering Services, and other Asset Management staff must have been involved in these discussions.

Mr. Andoga testified that the decision was based on visual inspection of the roads as part of Asset Management's regular road inspections. According to Mr. Andoga, rehabilitation was intended to address, and was prompted by, the top-down cracking on the RHVP as a "major concern".

Mr. Andoga testified that he was not aware of any concerns about friction on the RHVP and had not seen either the 2014 Golder Report or the Tradewind Report in April 2016. I accept this, notwithstanding Mr. Moore's speculation during his testimony that he may have provided Mr. Andoga with all or part of the 2014 Golder Report.

In its closing submissions, Golder suggested that knowledge of top-down cracking on the RHVP implied knowledge of the 2014 Golder Report or the specific findings in that report. However, there were a number of other sources of that information including visual observation, Golder's PMTR Phase III Report,<sup>9</sup> and/or general conversations amongst staff, including Mr. Moore, about the condition of the RHVP.

For his part, by the end of March 2016, Mr. Moore had on hand the 2014 Golder Report and Golder's assessment of the "dips and bumps" on the RHVP, which he probably considered in connection with the rehabilitation decision. He also had the Tradewind Report and had recently discussed microsurfacing, shotblasting, and skidabrading with Dr. Uzarowski (notwithstanding that their communications on this had been confused).

Mr. Andoga's email communications and actions in April 2016, described further below, suggest that Engineering Services wanted to ensure that rehabilitation measures would result in improved friction on the RHVP, among other objectives. As described below, Mr. Andoga sought proposals from contractors for a rehabilitation strategy for the RHVP and LINC, and identified improving skid resistance as one of the listed objectives in his requests. Mr. Andoga also advised other staff in Engineering Services that Asset Management had programmed the RHVP and LINC for rehabilitation in 2017, referencing similar objectives, including improving RHVP skid resistance. In response, Mike Becke (Senior Project Manager, Design, Engineering Services, Public Works, Hamilton) asked Mr. Andoga if they were thinking of microsurfacing and Mr. Andoga replied affirmatively.

#### 7.12.2. Discussions with Norjohn Contracting and Miller Paving Ltd. in March and April 2016

On April 15, 2016, Mr. Andoga invited Derek Nunn (Division Manager, Asphalt Emulsions, Norjohn Contracting, Walker Industries) to submit a proposal for a rehabilitation strategy for the RHVP and LINC, which Mr. Andoga stated was to be for the purposes of improving skid resistance of the RHVP, sealing the existing pavement

---

<sup>9</sup> As noted in Chapter 6, Mr. Andoga received a draft of the PMTR Phase III Report from Mr. Moore on January 3, 2014. The draft report stated: "Red Hill Valley Parkway – Stone Mastic Asphalt (SMA) paved in 2007 was observed to have a number of top down cracks."

for the ramps of the LINC, and extending pavement life, as well as increasing the service levels the roadway provided. As part of this invitation, Mr. Andoga also invited Norjohn Contracting to complete short test sections of the proposed treatment on ramps at the Dartnall Road interchange in 2016, so that staff could assess and monitor the treatment's outcome for use on the RHVP and LINC mainline and ramps.

Mr. Andoga testified that he included the objective of improved RHVP skid resistance because Asset Management wanted a product with positive frictional characteristics, rather than something that could reduce friction and create a problem on the RHVP. Mr. Andoga testified that he specifically referenced skid resistance on the RHVP, rather than the LINC, because the RHVP was more of a concern due to the RHVP's curvy alignment (compared to the straight LINC) and high vehicle speeds.

Despite having expressed this objective, neither Mr. Andoga personally, nor Engineering Services staff more broadly, had any knowledge at that time of the Tradewind friction results (other than Mr. Moore), nor expressed any concern for the existing friction levels from a traffic safety perspective.

Norjohn Contracting's proposal to use a product called an Ultra-Thin Bonded Wearing Course that, according to the proposal, "greatly improves skid resistance (particularly in wet conditions)" was discussed at a meeting between Mr. Nunn and Engineering Services and Operations staff on April 27, 2016. Ultimately, the City did not proceed with use of this product for the rehabilitation.

Miller Paving Ltd. was also invited to submit a proposal for the RHVP and LINC rehabilitation and test sections in early 2016, around the same time as Norjohn. Although City staff and Miller Paving Ltd. discussed pavement preservation techniques, including microsurfacing, and Mr. Andoga's request for a proposal, it appears that Miller Paving Ltd. did not submit a formal proposal for this work.

The Inquiry received little evidence to demonstrate further consideration or programming in 2016 for the RHVP rehabilitation programmed for the next year.

### 7.12.3. Mr. Moore Advises Traffic Staff of Resurfacing in Response to an Information Update

Also in April 2016, Traffic provided an update to the PWC on its work under the Hamilton Strategic Road Safety Program. The Hamilton Strategic Road Safety Program is described in Chapter 5. As part of the program, and pursuant to a recommendation aimed at reducing speed-related collisions, Traffic planned to use a new Advanced Traffic Management System technology, install new speed monitoring cameras on the RHVP and the LINC, and provide the Hamilton Police Service with a display of the images and recorded vehicle speeds for enforcement purposes. Ultimately, this program did not proceed.

In May 2016, Traffic staff prepared a draft information update (which became Report CASP1615) setting out the status and timeline for the implementation of the short term traffic safety improvements for the RHVP and LINC, arising from the 2015 CIMA Report and 2015 CIMA LINC Report and approved in December 2015.

Mr. White emailed the draft information update to Mr. Moore, Mr. Lupton, and Ms. Matthews-Malone in mid-May 2016. He included a timeline for the completion of the short term safety options in 2016, and asked for comments on the draft from Mr. Moore and Ms. Matthews-Malone because it impacted their divisions.

In response, Mr. Moore commented that staff should not plan on any RHVP pavement work in 2016 because Engineering Services was considering pavement rehabilitation in 2017, and advised that raised pavement markings (which were a short term safety option under the 2015 CIMA Report and the staff recommendation report) should be coordinated with future rehabilitation works. Mr. White responded with a request that durable markings and inlaid pavement reflectors be included in the future repaving contract.

Despite Mr. Moore's email to Mr. White, the evidence suggests Engineering Services did not seek the budget for rehabilitation work to be implemented in 2017 as part of the 2017 Capital Budget process. However, in August 2016, as part of the 2017 Capital Budget process, staff did seek to program a \$2 million RHVP-related Capital Budget project (titled "RHCE & LINC Ramps Rehabilitation") for implementation in 2018. The consequence was a further deferral of the implementation of the permanent raised

pavement markings that had been recommended by CIMA in the 2015 CIMA Report. The programming and budgeting of RHVP-related rehabilitation is discussed further in Chapter 8.

On May 20, 2016, Mr. White emailed the final information update (Report CASP1615) to Mayor Eisenberger and members of Council. The information update set out the following timeline for the short term safety improvements. Signage changes were to occur in June to October 2016, and upgrading of guiderail end treatments in the fall. The installation of permanent raised pavement markings from Greenhill Avenue to the QEW was listed as “timing pending pavement review. Possible resurfacing”.

The information update also stated that further analysis was required for certain short term safety options, including the implementation of a queue-end warning system, the rain activated “slippery when wet” flashing beacons, and a variable speed limit on the LINC and RHVP. Further, the information update advised that City staff were working with the Hamilton Police Service to investigate various types of digital radar speed feedback signs that would meet the needs of both groups, and allow the police to deploy selective speed enforcement on the RHVP and LINC as required.

### 7.13. The Public Works Committee Directs a Comprehensive Lighting Review in September 2016

On September 19, 2016, Engineering Services delivered an information report (Report PW16077) to the PWC regarding lighting on the RHVP and LINC. The report responded to the PWC’s December 7, 2015 direction to staff to report back to the PWC with information about the costs and process to investigate an improved lighting system on the RHVP and the LINC. This direction was made after the PWC received and approved the recommendation report (Report PW15091), which contained the findings and recommendations of the 2015 CIMA Report and 2015 CIMA LINC Report. As described above, Report PW15091 identified installation of end-to-end illumination as a long term measure to be deferred pending the outcome of the City’s TMP.

Mike Field (Project Manager, Street Lighting & Electrical, Geomatics & Corridor Management, Engineering Services, Public Works) was the primary author of Report

PW16077. Mr. McGuire (Manager, Geomatics & Corridor Management, Engineering Services, Public Works, Hamilton) reviewed the draft. Mr. Moore approved it.

Report PW16077 stated that the original environmental assessments (“EA”) completed for the LINC and RHVP “included a review of lighting” and stated that it was “identified that through the Red Hill Creek Valley, that lighting would have a detrimental environmental impact and lighting restrictions were imposed.” The information report indicated that the EA would need to be renewed and updated if additional lighting were added and that, in staff’s view, it would be prudent for any such EA review to be delayed and undertaken concurrently with other proposed changes to the parkways, such as widening. The information report also described other challenges with implementing lighting, including a high cost. Report PW16077 concluded that a detailed review and business analysis of continuous lighting was required to fully understand the benefits, risks, and challenges of adding lighting on the parkways.

According to Mr. Field, Mr. Moore was the source of the information about the RHVP lighting restrictions, which he conveyed to Mr. Field and Mr. McGuire. Mr. Field did not review the full EA, or request it from Mr. Moore while preparing the information report, although Mr. Field reviewed a 2003 impact assessment report that Mr. Moore provided. Instead, Mr. Field accepted that what Mr. Moore conveyed was “accurate and...good enough to include” in Report PW16077.

In my view, City staff intended this information report to discourage further consideration of lighting on the mainline at least until a decision was made on the possible widening of the RHVP. However, Council remained engaged with the issue of lighting on the RHVP. Accordingly, on September 19, when Report PW16077 was presented, the PWC directed staff to undertake a “comprehensive study of lighting opportunities” on the RHVP and LINC at an estimated cost of \$100,000. Funding for the study was approved in late 2016 as part of the 2017 Capital Budget process and became available for use in early 2017. The PWC motion did not direct staff to report back by a certain date. The Street Lighting & Electrical group in the Geomatics & Corridor Management section of Engineering Services was responsible for responding to the PWC’s lighting directions.



## CHAPTER 8

# Consideration of Resurfacing Methods, Continued Implementation of Traffic Safety Countermeasures, and CIMA's Review of RHVP Illumination from 2017 to Mid-2018



## 8.1. Overview

This chapter addresses RHVP-related work undertaken by the Public Works department, in particular the Engineering Services division and the Traffic group, for the period between early 2017 and mid-2018. The continued interaction between these groups, as well as their respective projects with CIMA on speeding, lighting, and collision statistics, in the face of continued fatalities on the RHVP and calls for action from councillors and the public, will be addressed throughout the chapter. This period saw the beginning of Dan McKinnon's tenure as General Manager of Public Works in September 2016 following Gerry Davis' retirement from this position, a substantial restructuring of the Public Works department in early 2018, and Gary Moore's retirement as Director of Engineering Services in May 2018.

In early 2017, the City shifted from considering a surface treatment rehabilitation of the RHVP to conducting a more extensive mill and overlay resurfacing. Later in 2017, the City began considering the use of a different technology — hot in-place recycling ("HIR") — for the resurfacing, which delayed the commencement of the resurfacing. The City retained Golder in late 2017 to conduct field testing, including a type of friction testing and other pavement surface testing, to evaluate the HIR resurfacing method for the RHVP (the "Golder Pavement Evaluation"). Golder's work on this project, including its March 2018 presentation of the results to Engineering Services staff and its views on the feasibility of HIR, as well as Engineering Services' response, are discussed in this chapter.

This chapter also discusses Traffic's continued reporting to the Public Works Committee ("PWC") and Council regarding RHVP-safety related items, including the implementation status of the collision countermeasures approved by Council in late 2015. Council was advised during this period that friction testing, which had been approved as a medium term countermeasure, had been completed. This, along with media coverage regarding the RHVP that referenced friction testing and concerns regarding slippery pavement, prompted various requests for information on friction testing. These requests — both successful and unsuccessful — are discussed in this chapter.

In addition, CIMA was retained in March 2018 to study the feasibility and safety benefits of reducing the speed limit on the LINC and the RHVP from 90 km/h to 80

km/h (the “Speed Limit Study”). CIMA was also retained in April 2018 to conduct a review and study of lighting on the RHVP (the “Lighting Study”). In the years before 2018, councillors were consistently told, and many City staff assumed or understood, that mainline illumination was prohibited on the RHVP due to environmental concerns, or that lighting restrictions were imposed in order to obtain the required environmental approvals. However, in connection with the Lighting Study, CIMA reported in May 2018 that this was incorrect, although any changes to illumination would require new environmental approvals. The conclusions of CIMA’s Speed Limit Study and the remaining conclusions of the Lighting Study are discussed in Chapter 9.

## 8.2. The City Shifts Its Plans from Rehabilitation to Resurfacing

As described in Chapter 7, Asset Management staff began actively considering rehabilitation of the RHVP and the LINC in the spring of 2016, for work to be completed in 2017. Initially, Asset Management staff contemplated rehabilitation work in the form of a surface treatment, rather than resurfacing.

However, as of at least early February 2017, Public Works’ plan changed to a complete resurfacing of the RHVP and the LINC, with work anticipated to commence in 2018. On February 6, 2017, staff from the Engineering Services and Operations divisions and the Traffic group attended a meeting to discuss items that Traffic and Operations requested for inclusion in the scope of the mill and overlay resurfacing (also called a “shave and pave”), as opposed to a surface treatment rehabilitation. While the resurfacing plans were far from finalized at this time, it is clear that by February 2017, and as described in this chapter, staff began focusing on a larger scale, more intensive resurfacing project.

As described in Chapter 2, Golder’s 2005 feasibility study on the RHVP perpetual pavement anticipated a resurfacing in year 21 of the RHVP’s operation (that is, in 2028), based on the anticipated annual average daily traffic at that time. However, by 2015, it was clear that traffic volumes on the RHVP far exceeded the estimates on which Golder’s 2005 finding was premised. As mentioned in Chapter 7, Gary Moore (Director, Engineering Services, Public Works, Hamilton) had previously advised the

PWC, in May 2015, that he anticipated that the first “wholesale resurfacing” of the RHVP would occur in 2021.

The Inquiry received very little evidence to explain when or why the plan changed from a surface treatment rehabilitation to a more extensive resurfacing earlier than 2021, or who made this decision, although Mr. Moore was involved in the decision making process, in addition to Asset Management staff. The limited evidence the Inquiry received suggests that this shift was made for strictly financial reasons and that, although more expensive, resurfacing would be more cost effective long term than a preventative treatment because it would provide a longer life. There is no evidence that the shift to a complete resurfacing of the RHVP was specifically motivated by the friction levels on the roadway or any concern for traffic safety associated with RHVP friction levels on the part of anyone in Engineering Services.

The Inquiry also received evidence to suggest that the availability of additional funding may have prompted this project’s expansion. Dan McKinnon (General Manager, Public Works, Hamilton) testified that he and Mr. Moore spoke about the RHVP resurfacing project in the fall of 2017 when the 2018 Capital Budget was prepared as described below and that, in these conversations, Mr. Moore explained that his rationale for doing the resurfacing work was that additional funding had become available for the next year which allowed for resurfacing to be undertaken.

Staff’s shifting plans for the RHVP rehabilitation efforts are also reflected in the funding for this project over time, which changed significantly between the 2017 and 2018 Capital Budgets.

The evidence the Inquiry received about the City’s capital budget process provides useful context for the budgeting process with respect to this project, and the discussions that staff had throughout 2017 about the scope and timing of the RHVP resurfacing project, described below in this chapter. As explained to the Inquiry, the aspects of the budgeting process relevant to this Inquiry were as follows: on an annual basis, staff begin to prepare the capital budget around June and throughout the summer. Asset Management delivered the final proposed budget including capital projects to the General Manager of Public Works for review in the early fall. It would then go to Council for approval, which typically occurred early in the following year. The

Inquiry received evidence that larger capital projects would typically be “forecast” in the capital budget several years before the work was scheduled to occur, and that Mr. Moore, who oversaw the capital budget prepared by Asset Management, preferred this forecasting approach.

In August 2016, a capital budget project named “RHCE & LINC Ramps Rehabilitation” was budgeted for \$2 million and programmed as part of the 2017 Capital Budget. The project budget was to be used in 2018 for RHVP and LINC rehabilitation and related Dartnall Road ramp test strips that City staff discussed with Miller Paving Ltd. and Norjohn Contracting in the spring of 2016.

In June 2017, as part of the 2018 Capital Budget process, this project was revised at the request of Asset Management staff and renamed “RHVP Rehabilitation”. Staff budgeted \$6.75 million for each of 2018 (the commencement year) and 2019 (the completion year) for the RHVP resurfacing project. The project objectives were described as follows:

The roadway has become surface deficient and is in need of resurfacing and base repairs. This will extend the life of the roadway, improve the level-of-service, increase safety and reduce maintenance costs. Works will include the mainline expressway and associated on/off ramps. Condition assessment of subsurface appurtenances completed and cleared.

Resurfacing had not been forecast in any prior capital budgets, aside from the \$2 million RHCE & LINC Ramps Rehabilitation programmed in 2016 for implementation in 2018. Based on the City’s typical processes, the capital project submission for the RHVP resurfacing project would have been reviewed by Council and funding received in early 2018, with work anticipated to commence in 2018. Instead, and in summary, in 2017, as part of the 2018 Capital Budget process, the project was renamed, its scope was changed, the budget was increased, and the project’s start was programmed for the same year. Thus, in respect of the RHVP rehabilitation project, the capital budget process departed both from the City’s usual practices and Mr. Moore’s own practices for forecasting significant capital projects.

## 8.3. The Work of Traffic Staff in Early 2017

### 8.3.1. Traffic Requests Installation of Median Barriers as Part of RHVP Resurfacing

On January 26, 2017, a young man was killed in a crossover collision on the RHVP near Dartnall Road. On February 21, 2017, another young man was killed in another crossover collision on the RHVP near Greenhill Avenue. Following these fatal crossover collisions, the public and media renewed their calls for median barriers to be installed on the RHVP and LINC.

Meanwhile, as noted above, City staff also began discussing the scope for repaving the RHVP, which was anticipated to occur in 2018 and 2019. In February 2017, Richard Andoga (Senior Project Manager, Infrastructure Programming, Asset Management, Engineering Services, Public Works, Hamilton) asked Traffic if they wished to add anything to the scope of the resurfacing project. On behalf of Traffic, David Ferguson (Superintendent, Traffic Engineering, Traffic Operations & Engineering, Transportation, Public Works, Hamilton) requested, among other things, that barriers be installed on the RHVP from Dartnall Road to King Street based on a collision history review that focused on crossover collisions. Traffic's request was made notwithstanding that the issue of median barriers had been deferred in the December 2015 Council resolution that accepted recommendation report PW15091 on the 2015 CIMA Report (as discussed in Chapter 7). Traffic also requested installation of permanent recessed pavement markings on the RHVP (and LINC) mainline and ramps, and edge markers on the RHVP from King Street to Barton Street.

In response, Mr. Andoga asked about costing and budgeting for some of Traffic's requested items, and commented that the installation of barriers would be "a sensitive issue". In his testimony, Mr. Andoga explained that he was aware that barriers would have been expensive, and that Engineering Services was trying to keep the project from expanding too far beyond its initial scope.



### 8.3.2. Traffic Provides an Information Update to the Mayor and Council on the Status of Countermeasures

On March 24, 2017, Martin White (Manager, Traffic Operations & Engineering, Transportation, Public Works, Hamilton) submitted an information update report (Report TRANSP1701),<sup>1</sup> entitled “The Lincoln M. Alexander Expressway (LINC) and The Red Hill Valley Parkway (RHVP) Safety Improvements” to Mayor Fred Eisenberger (Mayor of Hamilton) and Council, via email. This information update was prepared by Mr. Ferguson and Stephen Cooper (Project Manager, Traffic Engineering, Traffic Operations & Engineering, Transportation, Public Works, Hamilton). The two appendices to this information update set out the implementation status of the short, medium, and long term safety improvements approved in recommendation report PW15091. In Appendix A to Report TRANSP1701, Traffic advised that they expected to complete many of the short term countermeasures, including the installation of “slippery when wet” signs and other signage by the summer of 2017.

In Appendix B to Report TRANSP1701, which set out the status of the medium and long term safety improvements, Traffic identified that the long term countermeasures of installing rumble strips and median barriers were “to be reviewed and considered during resurfacing”. Although Appendix B did not include the resurfacing dates, an entry in Appendix A identified a timeline for resurfacing of 2018 to 2021. End-to-end illumination was listed in Appendix B as “to be reviewed by Engineering Services” and the medium term countermeasure of friction testing was identified in Appendix B as “completed”.

Traffic staff relied on Mr. Moore’s prior statements that friction testing had been completed on the RHVP when making this representation to Council in Appendix B. Mr. Ferguson testified that he and Mr. Cooper marked friction testing as completed in the information update report based on Mr. Moore’s email on February 25, 2016, (described in Chapter 7) advising that “some roughness/skid resistance/friction testing [had] been done” on the RHVP. Mr. White also testified that Traffic listed friction testing as completed because Mr. Moore said friction testing had been done on prior

---

<sup>1</sup> The cover page of the information update reflects that Mr. White was the Acting Director of Transportation, in place of John Mater (the Director of Transportation) at the time the report was submitted.



occasions. Neither Mr. Ferguson nor Mr. White took any steps to confirm the accuracy of Mr. Moore's statements or to obtain the friction testing results before preparing the information update report. However, according to Mr. White, by this time, he and his staff in Traffic had asked for the RHVP friction testing results a number of times, and had received no answer from Mr. Moore. There are no emails or other documentary evidence demonstrating that Traffic made such requests.

### 8.3.3. Concerns About Visibility on the RHVP from the Mayor and a Councillor

On April 4, 2017, Mayor Eisenberger and Councillor Tom Jackson (Ward 6, Hamilton) shared and expressed views on their experiences driving on the RHVP and LINC in emails sent to Mr. McKinnon, Chris Murray (City Manager, Hamilton), and other members of Council. Mayor Eisenberger reported that the lane markers on the RHVP and LINC were "very faint on dry days and virtually invisible when it is raining". Mayor Eisenberger also raised concerns about missing or non-reflective lane markers. He asked Mr. McKinnon to advise on what could be done to "remedy this unsafe condition" and requested "immediate attention to this safety issue". Councillor Jackson agreed with Mayor Eisenberger, stating that it was "horrendous" trying to determine the location of the lane markings, and emphasized that the situation was "even worse" during rainfall. Councillor Jackson asked why the problem persisted, despite efforts to enhance the RHVP with "cats eyes' markings and other reflectors".

In response, Mr. White advised Mayor Eisenberger and Council that the RHVP and LINC would be repainted in May 2017, and that missing pavement markers would be addressed during Engineering Services' resurfacing project for the LINC and RHVP, which was scheduled to occur "over the next few years".

## 8.4. Hamilton Police Service's Five Year Statistical Analysis of Fatal Collisions in Hamilton

In April 2017, the Hamilton Police Service submitted a report to the Hamilton Police Services Board, which stated that the three most common contributing factors to fatal collisions on the RHVP and LINC were speed, intoxicating substances, and inattentiveness. These factors, all of which are rooted in driver behaviours, were

consistent with the narrative presented by City staff in connection with the 2015 CIMA Report — that the primary cause of collisions on the RHVP was speeding and other driver behaviours. In an article about the Hamilton Police Service’s report, the Hamilton Spectator quoted Councillor Sam Merulla (Ward 4, Hamilton) as stating that he hoped the report “dispel[ed] myths” about structural problems on the RHVP and LINC and allowed the City to “focus on new priorities”. According to the article, Councillor Merulla’s own top priority was reducing speed on the roadways.

## 8.5. Interactions Between Engineering Services and Traffic Regarding the RHVP

### 8.5.1. Public Works Leadership Meet About the RHVP on May 1, 2017

On May 1, 2017, members of Public Works leadership — Mr. McKinnon, John Mater (Associate General Manager & Director, Transportation, Public Works, Hamilton), Mr. Moore, Betty Matthews-Malone (Director, Operations, Public Works, Hamilton), and Mr. White — met to discuss the RHVP. Mr. Ferguson, Jason Worrone (Senior Project Manager, Traffic Engineering, Traffic Operations & Engineering, Transportation, Public Works, Hamilton), and Alan Kirkpatrick (Manager, Transportation Planning Services, Transportation, Public Works, Hamilton) also attended.

Mr. Mater testified that he organized the meeting to brief Mr. McKinnon on the RHVP, including about the status of the many outstanding business list (“OBL”) items and repeated motions from councillors to address complaints about the RHVP. Mr. McKinnon was relatively new as the General Manager of Public Works at that time, having been in the role for approximately nine months (since September 2016). According to Mr. Mater, the RHVP was a “big topic of conversation, both in the public and within [Public Works]”. The meeting had been arranged three days after Traffic circulated the information update report on RHVP and LINC safety improvements (Report TRANSP1701, described above) to the Mayor and members of Council on March 24, 2017.

The agenda for the May 1 meeting included the following: review of reports and Council direction, the status of recommended improvements, friction testing results,

OBL directions, and strategy to address. In his testimony, Mr. Mater presumed, without specific recollection, that he likely had some input in setting this agenda. He testified that he probably added friction test results to the agenda to seek clarity. Friction testing was “part of the Red Hill Valley story”, along with other roadway improvements and OBL items.

Mr. Worrton prepared a slide presentation and presented it at the meeting. The slides summarized the numerous RHVP and LINC-related staff and consultant reports and Council motions since 2013.<sup>2</sup> Neither the 2014 Golder Report nor the Tradewind Report were included in Mr. Worrton's slides. Mr. Worrton testified that the tone of the meeting was “stressful” and that people were “not happy”; but no other attendees who testified at the Inquiry had that perception.

The slides summarizing the implementation of recommendations from the 2013 CIMA Report and the 2015 CIMA Report (as approved by Council in Reports PW13081 and PW15091) both stated that friction testing had been completed. However, Mr. Worrton had not seen any results of friction testing on the RHVP, nor had any other staff in Traffic. Mr. Worrton explained in his testimony that he listed friction testing as completed based on Mr. Moore's representation that it had been done.

No minutes were recorded for the May 1 meeting. Most attendees who testified at the Inquiry did not recall any discussion of friction testing results at the meeting. Mr. Ferguson, however, recalled Mr. Moore commenting that “they had done friction testing, they had received the results, and he was still reviewing to determine what they meant”. He remembered Mr. Moore mentioning that there was no Canadian standard for friction. According to Mr. Ferguson, no one at the meeting asked Mr. Moore to provide a copy of the test results.

Mr. Moore did not recall any discussion about the 2014 Golder Report or the Tradewind Report at this meeting, or what, if anything, he told his colleagues about friction testing at this meeting.

---

<sup>2</sup> The slides also included an April 2004 “Tolling of the RHVP” report. Aside from this report, all of the content included in the slide presentation was from 2013 or after.

Given the lack of clear recollection by the attendees at this meeting (aside from Mr. Ferguson), I am not able to reach any findings about what, if anything, was discussed at this meeting about RHVP friction testing results. I am nevertheless satisfied that, at this meeting, Mr. Moore did not discuss the existence of either the 2014 Golder Report or the Tradewind Report by name or provide a copy of either report to his colleagues or superiors, despite the fact that by this time, his colleagues had previously requested the friction test results from him, as Mr. Moore acknowledged in testimony. There is also no evidence that Mr. Moore was asked about the rationale for the RHVP rehabilitation or the position of Asset Management regarding the scope of the project.

Mr. Mater and Mr. McKinnon discussed the meeting and the next steps with regard to the RHVP via email the next day, on May 2. Mr. Mater advised that it was his intention that Traffic would prepare a report that considered the status of all of the PWC motions regarding the RHVP, and indicated that the RHVP repaving project might affect the approach taken.<sup>3</sup> In response, Mr. McKinnon stated that he was “concerned about the optics of the paving, nowhere in the forecast and suddenly getting done right away.” The Inquiry received no evidence about what discussion, if any, had occurred among the attendees at the May 1 meeting about the sudden programming by Engineering Services of the previously unforecasted rehabilitation.

### 8.5.2. Continued Discussions Regarding Median Barriers

Throughout June 2017, Traffic and Engineering Services staff continued to discuss Traffic’s request to install median barriers and the other improvements that Traffic thought should be included in the resurfacing project.

These discussions were eventually elevated to Mr. Moore and Mr. Mater. On June 12, Mr. Moore forwarded to Mr. Mater an email from Mr. Worrone sent earlier that day, which set out Traffic’s requested scope for the resurfacing project, including median barriers. Mr. Moore wrote “[w]hy are we getting this? I though [sic] you, and I and the

---

<sup>3</sup> The City also provided the Inquiry with an information update report about the RHVP and LINC safety improvements from the 2015 CIMA Report and 2015 CIMA LINC Report approved by Council, which states that it was submitted to Council on May 19, 2017, by Mr. Mater. Friction testing is marked “completed” in Appendix B to this update, as it was in the March 2017 update. However, the May 2017 information update report was not signed by Mr. Mater, and the Inquiry has received no clear record that it was provided to Council.

GM were going to decide what to do. Where do your people get this from. Do they think we are going to spend \$10M". Mr. Mater replied to Mr. Moore that his staff were providing the scope they believed was required.

Later in June 2017, Mr. Ferguson provided Engineering Services staff with an updated submission for Traffic's requested scope, which removed some of the requests in Mr. Worrton's June 12 email. In response, Mr. Andoga advised Mr. Ferguson that Asset Management had agreed to add pavement markers, rumble strips, and pavement markings, but that Asset Management assumed that median barriers and previously discussed lighting improvements would not be required. Mr. Andoga indicated that "Council direction as well as a funding source will be required for any such enhancements." As noted above, in February 2017, Traffic had requested inclusion of median barriers in two locations — one on the LINC and one on the RHVP — as part of the scope for the resurfacing project. However, neither of the lists provided by Mr. Ferguson or Mr. Worrton in June 2017, or Mr. Ferguson's February 2017 list, referenced illumination.

Mr. White and Mr. Ferguson exchanged emails following Mr. Andoga's response. Both interpreted Mr. Andoga's response to mean that Asset Management refused to program the installation of median barriers and lighting unless Traffic provided a funding source and got Council approval. As this was prior to the 2018 Capital Budget process, and Council had not yet approved the budget for the resurfacing project, Mr. White and Mr. Ferguson took the view that Council could consider and address Traffic's proposed inclusions in the capital budget, and in effect, that Asset Management was usurping Council's consideration.

Ultimately, Mr. Mater advised his staff to remove their request for the installation of median barriers, as that issue had been deferred pending the TMP. Accordingly, in late July 2017, Traffic removed their requests for median barriers in the two identified locations and the installation of edge markers from their list of requested inclusions. The City did not install continuous median barriers on the RHVP as part of the resurfacing project, which ultimately occurred in 2019. As noted above, Traffic had not sought the inclusion of illumination in its requested additions to the resurfacing project, and it was not discussed as part of the scope of the RHVP resurfacing project again following Mr. Andoga's June 2017 email.

## 8.6. Repeated Requests for RHVP Friction Test Results from the Media and Councillors

Mr. Moore received multiple requests for RHVP friction testing results in the late spring and summer of 2017, all of which originated from Nicole O'Reilly (Reporter, Hamilton Spectator). Mr. Moore did not provide friction test results in response to any of these requests.

On May 25, 2017, Mr. White and Mr. Ferguson met with Ms. O'Reilly to discuss RHVP and LINC safety improvements. The next day, Jasmine Graham (Communications Officer (Public Works), Strategic Partnerships & Communications, City Manager's Office, Hamilton) emailed Mr. Moore to advise that Mr. White and Mr. Ferguson had deferred questions about RHVP lighting and pavement to him, and asked if there was any information that could be provided to Ms. O'Reilly. Ms. Graham also relayed a request from Ms. O'Reilly for the RHVP pavement friction test results and asked if the results were a public document.

The Inquiry did not receive any emails indicating that Mr. Moore responded to Ms. Graham. However, Mr. Moore and Ms. O'Reilly eventually spoke about the RHVP pavement and lighting on June 21, 2017, and spoke again in passing after a Committee meeting shortly before July 15, 2017, when Ms. O'Reilly published an article in the Hamilton Spectator titled "Highway traffic tragedies: Why are there so many crashes on the Red Hill?" Mr. Moore did not recall friction testing being discussed at the June 21 interview, and testified that Ms. O'Reilly did not request the results from him that day. However, because Ms. O'Reilly attributed friction-related quotes to Mr. Moore in her July 15 article (excerpted later in this chapter), it is probable that they did discuss friction testing, either on June 21 or in their subsequent discussion.

On May 30, a few days after her interview with Mr. Ferguson and Mr. White, Ms. O'Reilly emailed Councillor Doug Conley (Ward 9, Hamilton) to advise that she was interested in information about the friction testing conducted on the RHVP "last year". Robert Ribaric (Assistant to Ward 9 Councillor Doug Conley, Hamilton) emailed Mr. Ferguson and asked if pavement friction testing had been done on the RHVP "last year" and what the results were if it had. Mr. Ferguson responded, writing that he had copied Mr. Moore on the email. He did not take any further steps to assist Councillor

Conley in locating the friction testing results, nor did he follow up with Mr. Moore to confirm that Mr. Moore would address the request. In Mr. Ferguson's view, this was not his job; Mr. Moore was responsible for friction testing.

Mr. Ribaric followed up on Mr. Ferguson's email on June 5, copying Diana Cameron (Administrative Assistant to the Director of Engineering, Engineering Services, Public Works, Hamilton). Also on June 5, Councillor Conley sent an email to Mr. White and Mr. Moore following up on the requests. In this email, Councillor Conley indicated that it said on "[his] update sheet...that the pavement friction testing is completed". At that time, Mr. Moore was out of the office until June 12. Councillor Conley and Mr. Ribaric both forwarded their respective emails to Ms. Cameron and asked her to follow up in Mr. Moore's absence. From there, Ms. Cameron brought Marco Oddi (Manager, Construction, Engineering Services, Public Works, Hamilton) and Susan Jacob (Manager, Design, Engineering Services, Public Works, Hamilton) into the correspondence, both of whom testified at the Inquiry that they had not seen the RHVP friction test results at that time.

Mr. Oddi replied that he "was not aware of and [had] not seen the results from the RHVP pavement friction testing." Ms. Jacob suggested to Ms. Cameron that they could contact Dr. Ludomir Uzarowski (Principal, Pavement & Materials Engineering, Golder) about the test results, to which Ms. Cameron responded that nothing should be given to Councillor Conley without Mr. Moore's permission.

In response to Councillor Conley's June 5 email, Mr. White emailed Councillor Conley and Mr. Moore, advising that Traffic did not have the test results but that he thought that the Asset Management section in Engineering Services did. Mr. White copied Sam Sidawi (Manager, Asset Management, Engineering Services, Public Works, Hamilton) and Mr. Andoga from Asset Management on this email. On June 8, Mr. Sidawi responded that Asset Management was "trying to track down who [had] the info".

Mr. White also forwarded Councillor Conley's June 5 email to Mr. Ferguson and Mr. Mater, writing "[I]et's see what answer he gets!!" Mr. White testified that he responded to Councillor Conley's request in this manner because he was curious to see if Councillor Conley would get an answer since "none of" them had received an answer.



Although Councillor Conley had been told that the response would have to wait until Mr. Moore returned to the office, his request continued to go unanswered upon Mr. Moore's return. Mr. Ribaric followed up on June 27, 2017, reiterating to Mr. Moore, Mr. White, Mr. Sidawi, and Mr. Andoga that Councillor Conley was still looking for the friction test results. In response, Mr. Sidawi advised that he was unable to locate the skid resistance information, but that staff were proposing to resurface the RHVP beginning in 2018.

When Councillor Conley's request was still outstanding on June 27, 2017, Mr. White emailed Mr. Mater: "This isn't going to go away I don't think". Mr. White testified that he hoped Mr. Mater would take action to address a "continuing theme" of "people asking for the results of the friction testing and having no results." According to Mr. White, he and Mr. Ferguson, Mr. Mater, and Geoff Lupton (former Director, Energy, Fleet & Traffic; Corporate Assets & Strategic Planning, Public Works, Hamilton, who had left his position with the City in February 2017) were all aware that requests for friction testing results had gone unanswered by Mr. Moore. However, there is no evidence that Mr. White explicitly requested help from Mr. Mater in dealing with this issue in June 2017 or that Mr. Mater took any action.

Mr. Moore responded via email solely to Mr. Ribaric, asking Mr. Ribaric to have Councillor Conley call him to discuss the request for information. However, at the Inquiry, neither Mr. Moore nor Councillor Conley recalled a telephone conversation on or about June 27, and Councillor Conley emailed Mr. Moore several hours after Mr. Moore's email to Mr. Ribaric, asking if he had "any information or results from pavement friction testing done last year". The Inquiry did not receive any documents evidencing any further communication between the Councillor's office and Mr. Moore, or other Public Works staff, on the issue of RHVP friction results, after this date. Thus, what is certain is only that, despite several requests over the span of a month, Councillor Conley did not receive the RHVP friction results from Mr. Moore.

## 8.7. Hamilton Spectator Publishes an Article About Collisions on the RHVP

### 8.7.1. Mr. Moore Gives Inaccurate Information About Friction Testing to the Hamilton Spectator

As noted above, on July 15, 2017, the Hamilton Spectator published a lengthy article about the RHVP entitled “Highway traffic tragedies: Why are there so many crashes on the Red Hill?” The article, written by Ms. O’Reilly, described the RHVP collision history in comparison to the adjacent LINC and some of the countermeasures implemented by staff on the RHVP over time. Mr. Moore, Mr. Ferguson, and Mr. White were quoted throughout.<sup>4</sup>

The article included the following:

Rumour and speculation about the RHVP being slippery have plagued the parkway since it opened in 2007, and now the city is planning to repave the road’s surface, starting next year. The work, at least a year ahead of schedule, will pre-emptively address a question staff cannot answer: is the Red Hill too slippery?

The city has done limited friction testing on the road, but refuses to make the results public, saying only they were ultimately inconclusive.

...

Yet that 2015 engineering report found crashes when the road is wet are inexplicably going up, not down, and recommended the city study friction.

And the city did test friction later that year, The Spectator has learned. But the results were never made public.

---

<sup>4</sup> Councillor Merulla, the mothers of two young women who died on the RHVP, a professor of civil engineering at the University of New Brunswick, and Dr. Hassan Baaj (Director of the University of Waterloo’s Centre for Pavement & Transportation Technology, and Golder’s aggregate expert in this Inquiry) were also quoted in the article.

There is no official report, Moore said, only an informal chart sent in an email in December 2015. The friction testing was not fulsome and the results were “inconclusive”, he said.

But instead of doing further testing, as was recommended, the city decided to repave.

“All we got was an indication that we should do further work,” Moore said. “It was moot when we decided to go ahead with (repaving).”

The city refused to share that chart with The Spectator.

“No one ever releases (that type of) information...because it’s the first thing anybody (would use in a) lawsuit,” Moore said.

Mr. Moore testified that he believed he read this article at the time of publication. He was unsure if some of the comments or quotes attributed to him, such as “informal chart”, reflected his words. However, Mr. Moore did not seek any corrections, or take other steps to address the purported inaccuracies<sup>5</sup> and the statements are consistent with the views and information Mr. Moore expressed about friction testing in other documents that the Inquiry received, in his testimony, and in accounts from other witnesses at the Inquiry.

There are several inaccuracies in the Hamilton Spectator article of July 15, 2017. Friction testing was conducted in November 2013, not in 2015. Mr. Moore received a full and complete report on RHVP friction, not an informal chart in January 2014 when Dr. Uzarowski delivered the 2014 Golder Report appending the Tradewind Report. Mr. Moore received the Tradewind Report again from Dr. Uzarowski in December 2015. The results of Tradewind’s testing were not inconclusive even if they referred to a UK standard, nor had Tradewind or Dr. Uzarowski qualified the accuracy of the results in any respect.

In my view, the inaccuracies in the article resulted in large part because of inaccurate and misleading information provided by Mr. Moore to Ms. O’Reilly. Mr. Moore had not

---

<sup>5</sup> Public Works staff, including Mr. Moore, received media training about how to respond to media inaccuracies, and were supposed to advise Ms. Graham if they were misquoted in an article or if incorrect information was reported.

told his Public Works colleagues a number of the things that he is quoted as stating in Ms. O'Reilly's article, including that he had an "informal chart", that he had "an indication" that the City "should do further work" on the RHVP, or that Engineering Services scheduled the repaving of the RHVP as an alternative to further testing on the RHVP, and so they could not have been the sources of this information.

Mr. Ferguson testified that, if there had been a report stating that further investigation of the friction levels on the RHVP was warranted, he felt it would have been beneficial for Engineering Services to share that report with Traffic. Traffic was trying to determine the cause of collisions on the RHVP, and CIMA had identified friction testing as a countermeasure in both the 2013 CIMA Report and the 2015 CIMA Report. Neither Mr. White nor Mr. Ferguson spoke to Mr. Moore about the statements attributed to him in this article. In fact, none of the City staff who testified at the Inquiry gave evidence that they spoke to or with Mr. Moore about this article when it was published.

Mr. Moore's comment that friction testing information was never released because of potential use in lawsuits (which he believed was an accurate quote) was prophetic. In the weeks that followed, several requests were made to locate and produce the friction test results in ongoing RHVP litigation.

## 8.8. City's External Legal Counsel Receives the Tradewind Report

### 8.8.1. The City's External Legal Counsel Finds the Hamilton Spectator Article Quoting Mr. Moore

As of mid-July 2017, the City was a party to a number of outstanding civil claims arising from motor vehicle accidents on the RHVP and LINC. Diana Swaby (Claims Supervisor, Risk Management, Finance & Corporate Services, Hamilton) oversaw the handling of all these claims. In this capacity, Ms. Swaby was a liaison between defence counsel and City staff. The role of the City's Risk Management office and the Legal Services division, of which Risk Management was a part as of April 2018, is described in Chapter 4.

Actions in respect of certain of these claims gave rise to issues respecting the disclosure of the Tradewind Report. Shillingtons LLP (“Shillingtons”) was the City’s defence counsel on a claim arising from a collision on the LINC.<sup>6</sup> Dana Lezau (Solicitor, Dispute Resolution, Legal Services, Finance & Corporate Services, Hamilton) internally handled a claim arising from a collision on the RHVP.

On July 17, 2017, John McLennan (Manager, Risk Management, Finance & Corporate Services, Hamilton) and Colleen Crawford (Senior Law Clerk, Shillingtons LLP) separately sent Ms. Swaby a link to the July 15, 2017 Hamilton Spectator article “Highway traffic tragedies: Why are there so many crashes on the Red Hill?” that had just been published. Although Ms. Swaby reviewed the article at some point, she did not take any action to obtain the informal chart referred to by Mr. Moore. She explained in her testimony that defence counsel was responsible for document collection and review, including in relation to information obtained from media reports. I understand from Ms. Swaby’s evidence that she viewed it as defence counsel’s responsibility to determine if the friction testing chart to which Mr. Moore referred was a relevant document to be produced in their RHVP-related claims.

### 8.8.2. Mr. Moore Gives the Tradewind Report to the City’s External Counsel

Shillingtons did take the steps expected by Ms. Swaby. On July 20, 2017, Ms. Crawford contacted Mr. Ferguson to “review the roads, the recent friction studies completed by the City and the proposed roadwork” in connection with Shillingtons’ LINC and RHVP matters. Mr. Ferguson referred Ms. Crawford to Mr. Moore, stating “[w]hen it comes to the Friction Testing, Gary Moore, Director of Engineering should be approached as I have not seen the results nor have I been involved in the process.”

Mr. Moore, Ms. Crawford, and Terry Shillington (Partner, Shillingtons LLP) arranged a call on August 15, 2017. No other City staff were present on the call, nor does it appear that other City staff knew about it, aside from Mr. Moore’s assistant, Ms. Cameron.

---

<sup>6</sup> Although this litigation arose from a motor vehicle accident on the LINC, it was relevant to this Inquiry’s Terms of Reference, as the Tradewind Report was produced as a responsive document in that litigation.

On August 11, before the call with Mr. Moore, Shillingtons received correspondence from counsel for the plaintiff in the above-noted litigation arising out of an accident on the LINC, in which counsel specifically requested that “copies of the friction testing conducted by the City” be included in the list of documents the City was required to produce to the plaintiff (in an affidavit of documents). The letter requested immediate production of the City’s affidavit of documents.

Mr. Moore testified that he had no recollection of the August 15 call with Shillingtons. However, Ms. Crawford made contemporaneous notes during the call, and drafted a reporting email to David Thompson (Lawyer, Shillingtons LLP) shortly thereafter, which confirmed that Mr. Moore had provided information about the MTO testing, the SMA early age low friction issue, the Tradewind testing, and the proposed resurfacing of the RHVP in 2018 and 2019.

On the same day of their call, Mr. Moore provided Ms. Crawford with a standalone copy of the Tradewind Report, without the draft watermark, writing, “As requested, the testing was done in late 2013 and I received it in early 2014.” There is no evidence that Mr. Moore expressed any caveats or concerns regarding the Tradewind Report or the applicability of the friction test results to Shillingtons, and similarly there is no evidence that he suggested that the results were “inconclusive”, either during or after the call with Shillingtons. Shillingtons later included the Tradewind Report in the City’s affidavit of documents in the LINC-related litigation, as noted in Chapter 9.

Neither Shillingtons nor Mr. Moore told any other City staff that Mr. Moore had provided this information and/or the Tradewind Report to Shillingtons in August 2017.

Jumping forward in time, several months after this call, on January 31, 2018, Ms. Swaby received a reporting letter from Shillingtons, written by Mr. Thompson, regarding the LINC-related litigation on which Shillingtons was retained. Ms. Swaby was the sole City recipient of this letter. She testified that she assumed she reviewed this letter at some time, but could not recall when.

Shillingtons’ reporting letter summarized the “voluminous productions” produced by the City as relevant documents for the litigation, including staff emails, studies on the

LINC, and minutes of Council and Committee meetings.<sup>7</sup> The reporting letter contained a four-paragraph summary of the Tradewind Report. The summary stated that Mr. Moore “advised that the City commissioned the report as it was considering repaving options.” This is not accurate as it related to the rehabilitation and resurfacing of the RHVP, which the City only started to contemplate in 2016, and certainly not correct as it related to the LINC, which was the subject of the litigation. Shillingtons’ reporting letter noted that the LINC had “superior” friction values compared to the RHVP, but that no directly applicable reference standards or guidelines existed in the United States or Canada. Aside from this, the RHVP friction values were not mentioned. The Tradewind Report was not appended to the reporting letter.

The reporting letter noted that Council had not received the Tradewind Report. Elsewhere in the letter, Shillingtons referenced complications stemming from certain engineering studies not having been submitted to Council, including an opaque reference to “buried reports”. Ms. Swaby did not follow up with Mr. Thompson to seek clarification about what “buried reports” referred to. If “buried reports” related to the Tradewind Report, Shillingtons’ reporting letter was perhaps the first, but certainly not the last, instance in which such a descriptor was used to describe the report.

### 8.8.3. Legal Services’ Request for a RHVP Surface “Study”

The July 15, 2017 Hamilton Spectator article was also discussed internally in the City’s Dispute Resolution group within Legal Services (described in Chapter 4). On August 3, 2017, in an email to Ms. Lezau about the claim she was handling involving a collision on the RHVP, Ron Sabo (Deputy City Solicitor, Dispute Resolution, Legal Services, Finance & Corporate Services, Hamilton) wrote:

This may be somewhat related to recent articles in the Spectator, questioning the choice of paving material for the Red Hill. The stories has a staffer saying they wouldn’t release a study done on the surface to the effect of ‘or everyone would sue us’. I expect the study will be a relevant record.

---

<sup>7</sup> Some of this letter was redacted for privilege. The redacted reporting letter was an exhibit before the Inquiry.



In his testimony, Mr. Sabo confirmed that his email related to the July 15 article. Although Mr. Sabo's email did not mention friction testing, it is clear that the "study" he referenced referred to Mr. Moore's comments about the release of the RHVP and LINC friction test results, which Mr. Sabo noted were potentially relevant records.

A law clerk subsequently forwarded Mr. Sabo's email to Ms. Swaby to enquire if Ms. Swaby was aware of the study and to ask where the clerk and Ms. Lezau could obtain a copy. Ms. Swaby replied that she was not aware of a study and directed them to Mr. Oddi. The Inquiry did not receive evidence of further correspondence with Mr. Oddi.

The Inquiry did not receive testimony from Ms. Lezau. However, it appears that, unlike Shillingtons, Ms. Lezau did not receive the Tradewind Report, or the friction test results, at any time before at least late 2018 or early 2019, as discussed further in Chapter 10. The City's affidavit of documents in the claim being handled by Ms. Lezau, which Mr. Oddi affirmed on May 3, 2018, stated that it included all relevant documents. Neither the Tradewind Report nor the 2014 Golder Report were listed in the affidavit.

## 8.9. The Public Works Committee Directs Additional Studies on the RHVP

### 8.9.1. The Speed Limit Study

On August 18, 2017, the PWC passed a motion directing Traffic to study the feasibility and safety benefits of reducing the speed limit on the LINC and RHVP from 90 km/h to 80 km/h and to report the findings back to the PWC in one year's time. The language of this motion expressed that speed was an ongoing concern on the LINC and RHVP and that speed related accidents had led to serious injuries and fatalities.

CIMA submitted a proposal for the Speed Limit Study to Mr. Cooper on December 14, 2017. CIMA's workplan for the study included a review of the best practices relevant to determining an appropriate speed limit, speed data collection (for which Pyramid was retained by CIMA), and a review of the existing RHVP and LINC speed limits. CIMA was retained for the Speed Limit Study in March 2018. CIMA's conclusions and report for the Speed Limit Study, which was finalized in October 2018, as well as

staff's related recommendation report, which Council ultimately received on February 6, 2019, are addressed in Chapters 9 and 11.

### 8.9.2. Another Lighting Study

As noted in Chapter 7, on September 19, 2016, Engineering Services delivered an information report (Report PW16077) to the PWC regarding lighting on the RHVP and LINC. The September 2016 information report was in response to the PWC direction of December 7, 2015, that staff report back to the PWC with information about the costs and process to investigate an improved lighting system on the RHVP and the LINC.

Despite Engineering Services' intention in that September 2016 information report to defer further consideration of lighting on the RHVP mainline at least until a decision was made about the possible widening of the parkway, at the PWC meeting on September 19, 2016, the PWC directed staff to undertake a "comprehensive study of lighting opportunities" on the RHVP and LINC at an estimated cost of \$100,000. Funding for this study was approved in late 2016 as part of the 2017 Capital Budget process and became available for use in early 2017. The PWC's September 2016 motion did not direct staff to report back by a certain date.

The Street Lighting & Electrical group in the Geomatics & Corridor Management section of Engineering Services was responsible for responding to the directions of the PWC regarding lighting matters. The Street Lighting & Electrical group did not initiate the lighting study that was directed in 2016, and funded in 2017, until early 2018. Mike Field (Senior Project Manager, Lighting & Electrical, Geomatics & Corridor Management, Engineering Services, Public Works, Hamilton) testified that implementation of the lighting study was delayed due to a large, resource-intensive City-wide LED retrofitting project that this group worked on between 2015 and late 2017. Mr. Field explained that the LED upgrade project was a "priority" of Council and management (specifically Gord McGuire (Manager, Geomatics & Corridor Management, Engineering Services, Public Works, Hamilton) and Mr. Moore), particularly because the project's funding was time-limited, and that other projects, including the Lighting Study, were delayed as a result.

In the interim, in December 2017, the PWC issued another direction to staff to investigate lighting on the RHVP. This time, staff were directed to report back to the PWC about the cost of installing “brighter lights” on the southern portion of the RHVP and to advise what impact, if any, brighter lights could have on the RHVP environmental assessment (“EA”). An email about this motion sent within Engineering Services indicated that Councillor Conley reported that he was still receiving complaints regarding lighting on the RHVP.

The December 2017 motion was the fourth time since 2013 that Public Works staff were asked to investigate questions related to RHVP lighting. It is evident from these repeated requests that RHVP lighting had been and remained a concern of the PWC.

As set out below, CIMA was retained in the spring of 2018 to complete the Lighting Study.

## 8.10. Public Works is Restructured in January 2018

Mr. McKinnon oversaw a restructuring of the Public Works department in early 2018. As described in Chapter 4, effective January 1, 2018, the Traffic Operations & Engineering group, which had been in the Transportation division (as of February 2017), became part of a new Public Works division called Roads & Traffic. Ms. Matthews-Malone was the director of this new division. At the same time, Mr. Mater, who had been the Director of Transportation and the Associate General Manager of Public Works, assumed the Associate General Manager role on a full-time basis. Mr. Mater retired at the end of 2018.

In 2017, Mr. Moore had begun to focus increasingly on the City's light rail transit (“LRT”) project. In that regard, in August or September 2017, Mr. Moore and Mr. Murray, the City Manager, began discussing the possibility of Mr. Moore's retirement from the Director of Engineering Services role to take a contract position with the LRT project office. There was competing evidence as to whether Mr. Moore formally retired in order to take the position in the LRT office, or if he took this position as a result of his eligibility for retirement. Those specifics are not relevant to the Inquiry's purposes.

In any event, the January 2018 restructuring in Public Works also changed the leadership of the Engineering Services division. Effective January 1, 2018, Mr. Moore

and Mr. McGuire, who was then the Manager of Geomatics & Corridor Management, began sharing the role of Director of Engineering Services. Mr. Moore remained responsible for the Design, Construction, and Waterfront Development sections within Engineering Services, while Mr. McGuire assumed oversight of the Asset Management and Geomatics sections. Mr. McKinnon testified that this decision was largely driven by his desire to lighten Mr. Moore’s “extreme” workload. It also provided Mr. McGuire with an opportunity to gain additional experience in anticipation of Mr. Moore’s eventual retirement.

Mr. Moore ultimately retired from his role as Director of Engineering Services in May 2018.

## 8.11. An Omnibus Report on the RHVP and LINC is Presented to the Public Works Committee

### 8.11.1. LINC and RHVP Transportation and Safety Update (Report PW18008)

On January 15, 2018, Traffic Operations & Engineering (by then part of the Roads & Traffic division) presented an omnibus recommendation report on the RHVP and LINC, entitled “Lincoln Alexander and Red Hill Valley Parkway Transportation and Safety Update” (Report PW18008), to the PWC. Mr. Ferguson and Mr. White prepared this report. It was submitted to the PWC by Jennifer DiDomenico (Acting Director, Transportation, Public Works, Hamilton).<sup>8</sup>

This recommendation report resulted from the May 1, 2017, meeting of Public Works senior leadership, described above. Report PW18008 indicated that there had been 10 Council motions regarding the RHVP and LINC since January 2013. The recommendation report consolidated Traffic staff’s response to the five motions that were still outstanding as of January 2018, other than those related to illumination on the

---

<sup>8</sup> Although the cover page of Report PW18008 indicates that it was submitted by the Transportation division, this division no longer existed at the time Report PW18008 was presented to the PWC on January 15, 2018. As noted, effective January 1, 2018, the Traffic group that prepared this report was part of the Roads & Traffic Division overseen by Ms. Matthews-Malone.

RHVP, described below, which were under the purview of Engineering Services. The report recommended that the PWC direct staff to implement a broad range of safety and traffic initiatives, including the continued implementation of the short and medium term safety improvements identified in the 2015 CIMA Report and 2015 CIMA LINC Report, and approved in Report PW15091, which had not yet been implemented; an annual detailed collision analysis of the RHVP and LINC and an annual traffic count program (as part of the Hamilton Strategic Road Safety Program Annual Report); and continued speed and aggressive driving enforcement on the LINC and RHVP by the Hamilton Police Service. The recommendation report also recommended installation of median barriers in conjunction with any future widening of the facilities.

City staff included a section in Report PW18008 summarizing CIMA's collision history analysis from the 2015 CIMA Report and the 2015 CIMA LINC Report. Staff's summary noted that CIMA's collision analysis had identified an overrepresentation of incidents that occurred on the RHVP under wet road conditions, and that "[b]oth [s]afety reports identified that collisions are occurring as a result of speeding, aggressive driving, following to[o] close, distracted driving, and driving too fast for weather conditions". Elsewhere in the recommendation report, staff identified speeding, distracted, and aggressive driving as the "primary 'root cause'" of collisions on the roadways.

Appendix A to Report PW18008 was a chart that set out the completion status of the safety improvements approved in Report PW15091, and identified in the 2015 CIMA Report and the 2015 CIMA LINC Report. As they had in their March 2017 information update (Report TRANSP1701), Traffic staff indicated in this chart that pavement friction testing was completed.

### 8.11.2. The 2018 CIMA Collision Memorandum

On January 9, 2018, Mr. Ferguson asked CIMA staff to investigate questions raised by Mr. McKinnon and Mr. Mater about collision statistics, including the collision rate, for the RHVP and LINC, which had arisen during the preparation for the January 15 PWC meeting at which Report PW18008 would be presented. CIMA committed to prepare a memo addressing these questions by January 15 to allow City staff to respond to questions that might be raised at the PWC meeting.

CIMA sent a memo response to the City in the evening on January 12 (the “2018 CIMA Collision Memorandum”). Mr. White subsequently forwarded the 2018 CIMA Collision Memorandum to Mr. Mater, Mr. Moore, Ms. Matthews-Malone, and Mr. McKinnon.

In the 2018 CIMA Collision Memorandum, CIMA compared the average collision rates for the RHVP and LINC between 2009 and 2013 against the collision rates for sections of three provincial MTO highways: Highway 406 (between Highway 58 and the QEW in St. Catharines), Highway 7/8 (between Conestoga Parkway/Victoria Street N and Trussler Road in Kitchener), and Highway 8 (between Sportsworld Drive and Highway 7 in Kitchener). Unlike the MTO collision data used in the 2018 CIMA Collision Memorandum, the RHVP and LINC collision data that CIMA used included only collisions reported to police and did not include self-reported collisions. This difference had the effect that the RHVP and LINC collision dataset used by CIMA was not comparable with the collision data for the comparator provincial highways. As described in Chapter 11, this fact only surfaced in January 2019, in connection with a subsequent CIMA assignment.

CIMA’s analysis concluded that the RHVP had a lower overall collision rate than the three MTO comparator highways. The RHVP average weighted collision rate was 0.36 (collisions per million vehicle kilometres travelled), compared to 0.77 for Highway 406, 0.59 for Highway 7/8, and 0.79 for Highway 8, and 0.20 for the LINC.

However, two days later, on January 14, 2018, Dr. Pedram Izadpanah (Associate Partner, Senior Project Manager, Transportation, CIMA) sent Mr. Ferguson an email, stating that he had been thinking about Mr. Ferguson’s questions, and thought it would be useful for Mr. Ferguson to know the proportion of severe collisions on the RHVP, LINC, and comparison highways. Dr. Izadpanah went on to explain that notwithstanding the RHVP’s lower overall rate, the RHVP had a significantly higher proportion of severe collisions (which Dr. Izadpanah described in his email as “fatal and injury collisions”) than the MTO comparator highways. The LINC also had a higher proportion of severe collisions than the comparator highways. Dr. Izadpanah’s analysis prompted discussion and questions amongst management in Public Works, including Mr. McKinnon, Mr. Moore, and Mr. Ferguson, regarding the severity of collisions on the RHVP and LINC. Following a discussion between Mr. Ferguson and CIMA to understand why this was the experience on the RHVP and LINC, CIMA clarified that the statistics categorized as severe collisions included all personal injury collisions,

not specifically serious personal injury collisions, and therefore did not distinguish between minor and major injuries.

Discussions regarding the 2018 CIMA Collision Memorandum, including the severity level of injuries on the roads, continued throughout February 2018. On March 6, 2018, Mr. Ferguson emailed Mr. McKinnon, copying Ms. Matthews-Malone, Mr. Moore, Mr. Mater, and Mr. White, providing further analysis from CIMA in response to questions that Mr. McKinnon had raised. Mr. Ferguson provided some updated collision statistics for the LINC and RHVP, and noted that “[t]he Consultant has confirmed that the observations show that speeding is the number 1 problem”, that the Hamilton Police Service’s enforcement statistics had found that 91.2% of tickets were directly related to speeding and 53% involved drivers speeding over 120 km/h, and that the police had identified a concern with stunt driving (in which drivers drove more than 50 km/h over the speed limit). Mr. Ferguson also provided the following response to Mr. McKinnon’s question:

2. Why are collisions occurring and injuries occurring?

For confirmation, Injuries are identified as any type of injury that has been recorded by the Police Officer ranging from minor to serious injuries. The collision data information does not break it down so whether it is a sprained wrist or broken leg, it is just classified as an injury. The Consultant confirmed that the biggest issue, especially on the LINC, is the big speed differentials between the two lanes which was identified in the original safety reports. This large speed differential is unusual and not necessarily observed on the comparison roadways. [...]

On March 29, 2018, Mr. Ferguson put the information from his March 6 email into a memo for Mr. McKinnon and Ms. Matthews-Malone (the “March 2018 RHVP/LINC Collision Memorandum”). As noted above, City staff (and CIMA) were unaware of the discrepancy between the datasets used by CIMA in the 2018 Collision Memorandum at this time, and until January 2019, as described in Chapter 11.

Around this time, Mr. McKinnon initiated what was intended to be a regular meeting every two months between various managers and directors in Public Works, including from Engineering Services and Roads & Traffic, to discuss the RHVP and LINC. Mr. McKinnon testified that he sought to arrange “a regular meeting so that nothing fell



through the cracks”, because he recognized that responsibilities regarding the RHVP and LINC were shared amongst different divisions, even following the restructuring in Public Works. These meetings later became known first as the Parkway Coordination Committee and later as the Parkway Management Committee. The first of such meetings was scheduled for April 9, 2018. There is some evidence to suggest that the March 2018 RHVP/LINC Collision Memorandum was discussed at this meeting.

## 8.12. Engineering Services Considers Hot In-Place Recycling for the RHVP and the Golder Pavement Evaluation from November 2017 to May 2018

As noted above, by early 2017, Engineering Services had decided to resurface the RHVP beginning in 2018. The scope of the resurfacing project was discussed between staff in Engineering Services, specifically Asset Management, and Traffic in 2017. The capital budgeting information for this project was updated in July 2017 to reflect the anticipated resurfacing, but had not yet been approved by Council in the 2018 Capital Budget (which is understood to have occurred in early 2018). Until October 2017, staff’s plan was that the RHVP resurfacing project would be funded and completed over two years — in 2018 and 2019 — using a mill and overlay method. However, in November 2017, after discussions with Dr. Uzarowski, Mr. Moore began considering the possibility of using an alternative resurfacing method called HIR (hot in-place recycling)<sup>9</sup> for the RHVP resurfacing.

HIR is a resurfacing method that involves heating and partial depth hot milling of an existing asphalt pavement, mixing it with a beneficiating hot mix asphalt or a rejuvenating agent or both, and compacting the recycled hot mixture in-place in one single operation. Heather Bell (Senior Bituminous Engineer, Bituminous Section, Materials Engineering & Research Office, Highway Standards Branch, Provincial Highways Management Division, MTO), who was the lead for the MTO’s HIR specifications and a contact for some MTO regional offices about HIR, testified at the Inquiry that HIR can be used for asphalt that has aged, become hardened, and/or

---

<sup>9</sup> Hot in-place recycling was also occasionally referred to in documents and in witness testimony as “HIP” or “HIPR”.

begun cracking. This is because the HIR process involves taking the existing asphalt, heating it, adding a rejuvenating agent, and putting it back down without cracks.

Because HIR involves reusing some of the existing asphalt, it is potentially less expensive and more environmentally friendly compared to a mill and overlay, which requires all new material for the resurfaced layer. Because HIR can also be completed more quickly than a mill and overlay, it also results in less interruption and inconvenience to roadway users.

In her testimony, Ms. Bell described some of the limitations of HIR. One limitation is that HIR can only be used if a pavement does not have structural distresses; if there is cracking that exceeds the first 50 mm surface layer of a pavement, then a deeper treatment (that is, one that goes below the surface) must be used to repair the cracking. Another limitation is that the expected lifespan of a road resurfaced using HIR is estimated to be a few years shorter than a road that is resurfaced through a mill and overlay.

On November 10, 2017, Dr. Uzarowski emailed Mr. Moore offering to arrange a meeting with Pat Wiley (President, EcoPave Asphalt Recycling Inc. ("EcoPave")) during an industry conference that they would be attending. The 2017 Canadian Technical Asphalt Association ("CTAA") conference took place in Halifax between November 12 and 15, 2017. EcoPave was a company that engaged in HIR, and Mr. Wiley was based in British Columbia. At this time, the meeting was not intended to be about the RHVP in particular. In his testimony, Dr. Uzarowski explained that "the City", which I understand to mean Mr. Moore, had expressed interest in the use of HIR more generally on City roads.

HIR had been used to resurface roads in Ontario in decades prior, but fell out of use. However, HIR had advanced or changed technology since it was last used in Ontario and HIR had been used more recently in British Columbia. EcoPave was interested in re-introducing HIR into Ontario.

It is not clear from the evidence before the Inquiry precisely how or when discussions between Dr. Uzarowski and Mr. Moore about HIR turned to the RHVP, although it appears to have been at the CTAA conference, and possibly in the course of their discussions with Mr. Wiley. It is clear, however, that following the CTAA conference,

the City — and Mr. Moore in particular — was very interested in the prospect of using HIR to resurface the RHVP.

### 8.12.1. Golder Prepares a Proposal for the Golder Pavement Evaluation

After the CTAA conference and their meeting with Mr. Wiley, Mr. Moore emailed Dr. Uzarowski requesting a proposal for “cores, BPT and PSV testing for the Red Hill”. In response, Golder began drafting a proposal for a study (referred to in this Report as the “Golder Pavement Evaluation”), which included three field tests: British Pendulum Testing (“BPT”), Polished Stone Value (“PSV”) testing, and pavement texture measurements (“Sand Patch Testing”). The details of each of these tests are described in Chapter 1.

Both Mr. Moore and Dr. Uzarowski had some urgency in completing the testing before the City experienced snow fall and freezing temperatures. In an email sent internally at Golder on November 23, 2017, Dr. Uzarowski indicated that he was concerned that freezing temperatures would impact the BPT. This concern was warranted, as ultimately the weather at the time of testing (which did not occur until December 6 and 7, 2017) did impact Golder’s analysis of the BPT results.

Rabiah Rizvi (Pavement & Materials Engineer, Golder) prepared the initial draft of the Golder proposal on November 22, 2017. In her draft, Ms. Rizvi framed the Golder Pavement Evaluation as an evaluation of skid resistance on the existing surface of the RHVP. Ms. Rizvi’s draft proposal contemplated that the results of the study were to be used to determine if the existing surface had sufficient frictional resistance, and, if not, that Golder would determine the cause for the low frictional number and provide recommendations for methods to improve the skid resistance on the RHVP pavement surface if required. The draft proposal also contemplated that Golder would “evaluate the potential of using hot-in-place recycling to restore the pavement friction”.

Dr. Uzarowski revised the draft proposal to describe the purpose of the Golder Pavement Evaluation as an investigation of the existing pavement surface. His draft contemplated that the results of Golder’s laboratory and field testing “would be used to determine if the current material in the RHVP pavement can provide sufficient frictional characteristics.” I understand this comment in the context of the next two

sentences, which stated that Golder would also evaluate the potential of using the existing surface course SMA and underlying Superpave 19 mm binder course for HIR of the RHVP, with the objective of producing, if feasible, “a mix that would meet the requirements or would be close to [Superpave] 12.5 FC2 mix”. The revised proposal removed the statements that Golder was to determine the cause of or provide recommendations to address low friction values, if necessary. In short, the revised proposal reflected that the focus of the field testing, including the friction testing and the pavement texture testing, was to evaluate the suitability of the existing aggregate from a frictional perspective for use in a recycled mix, not to evaluate the frictional properties of the existing pavement surface from a traffic safety perspective.

The proposal contemplated that Golder would present its findings to the City in a draft report, which would be finalized upon receipt of comments from the City and any necessary revisions by Golder.

Dr. Uzarowski sent Mr. Moore the revised draft of the proposal on November 22, 2017. The following day, on November 23, Dr. Uzarowski sent Golder's final, signed proposal to Mr. Moore, advising that Golder could complete the work “in the first or second week of December” and that Golder would monitor the weather to ensure the testing could be done without frost. Mr. Moore approved the proposal the following day; he also separately forwarded Dr. Uzarowski's email, attaching the final proposal, to Mr. Andoga and Mike Becke (Senior Project Manager, Design, Engineering Services, Public Works, Hamilton). Several staff members from Traffic and Operations, including Ms. Matthews-Malone, Mr. White, Mr. Ferguson, and Mr. Mater, were made aware of the upcoming testing (although there is no evidence they received the proposal itself) so that they could arrange to notify the public and later repair the roadway where cores were removed.

Although Dr. Uzarowski intended the final proposal to be the revised proposal (which Mr. Moore had received the day before in draft), the signed proposal Dr. Uzarowski actually attached and sent to Mr. Moore had inadvertently reverted back to the initial draft prepared by Ms. Rizvi. Thus, the final proposal the City received was not reflective of the intended purpose of the testing on the part of either Golder or the City, as described below. This inadvertent error in finalizing Ms. Rizvi's draft proposal did, however, cause some confusion amongst City staff regarding the purpose of the

Golder Pavement Evaluation later in time, following the discovery of the Tradewind Report, as discussed in Chapters 10 and 11.

Both Mr. Moore and Dr. Uzarowski testified that the main focus of the Golder Pavement Evaluation was HIR. However, Mr. Moore and Dr. Uzarowski differed in their recollections on whether all three tests in this project were included solely for that purpose.

Dr. Uzarowski testified that only the PSV testing was directly related to evaluating the feasibility of HIR, while the BPT and Sand Patch Testing were instead additions “just for information”, in that, because the surface was going to be replaced (either through HIR or a mill and overlay) in the near future, any concerns with friction values would be addressed through the resurfacing. Dr. Uzarowski testified that he believed Mr. Moore requested friction testing, but did not know why. Dr. Uzarowski speculated in his testimony that Mr. Moore may have wanted to know “what it was before it was resurfaced”. He also recalled that Mr. Moore expressed a concern that “maybe the asphalt was filled with rubber”, which prompted Dr. Uzarowski to propose testing the macrotexture on the RHVP surface with the Sand Patch Testing.

In contrast, Mr. Moore testified that the purpose of the Golder Pavement Evaluation was to assess the viability of HIR for the RHVP resurfacing, and that he understood that this was the purpose of each of the three field tests. From Mr. Moore’s perspective, the testing of the frictional characteristics of the RHVP was simply to evaluate the potential to reuse the aggregates, and it was not to assess the sufficiency or adequacy of surface friction on the existing RHVP surface.

I note that Mr. Moore’s testimony in this respect could be considered to be inconsistent with a quote about pavement testing attributed to him in a January 15, 2018, Hamilton Spectator article, entitled “Scratching the surface for answers on Red Hill paving”, in which Mr. Moore was quoted as stating “[w]e don’t know why they feel that [the pavement on the RHVP is] slippery... That’s all part of (why the city is doing) the testing.” When asked about this quote, Mr. Moore testified that he was not sure if he was quoted correctly, or if he misspoke, and referred to the testing as being connected to the resurfacing. I therefore do not place any weight on this article to demonstrate that Mr. Moore sought the testing to establish the friction levels of the

RHVP for safety purposes.<sup>10</sup> I think it is clear that, despite Dr. Uzarowski's testimony which suggested otherwise, Mr. Moore understood the testing to be solely for the purpose of evaluating the feasibility of using HIR to resurface the RHVP and not to assess the friction values of the existing pavement surface. Dr. Uzarowski's testimony that the purpose of including BPT and Sand Patch Testing in the Golder Pavement Evaluation was for a reason other than the evaluation of HIR is also inconsistent with Dr. Uzarowski's revisions to the draft proposal and his later actions regarding the results of this testing, discussed below.

Dr. Uzarowski gave evidence that Mr. Moore did not direct him to complete a specific type of testing. It was Dr. Uzarowski who selected the BPT method instead of using other friction testing methods, such as a GripTester or locked-wheel tester. Dr. Uzarowski testified that he opted to use the BPT method over the two other types of friction testing equipment, which had been used by Tradewind and the MTO, because of ease of access to BPT equipment, the seasonality of the MTO's locked-wheel tester, and Dr. Uzarowski's experience with delays in receiving the Tradewind results. Dr. Uzarowski was not concerned about whether he could correlate the BPT results to the prior friction testing results. He testified that this was based on his past experience using BPT, from which he knew what values would demonstrate poor, good, or excellent friction. Given that the purpose of the testing was for HIR feasibility, there was no need for a correlative testing method.

Dr. Uzarowski testified that he wanted to conduct PSV testing to assess the quality of the in-service aggregate in the RHVP surface course if the aggregate was going to be recycled for use in the RHVP, and that he sought to do so notwithstanding his knowledge that the MTO had tested and placed the Demix aggregate on its Designated Sources for Materials ("DSM") list. In my view, Dr. Uzarowski's proposal of PSV testing also reflects his continuing residual questions about the quality of the Demix aggregate, given that the aggregate had not been on the MTO DSM list in 2007 when it was used in the RHVP's SMA surface course of the RHVP so there had been no verification by the MTO of its in-service performance.

---

<sup>10</sup> I return to Mr. Moore's inaccurate statements to the media and others in Chapter 12.

Dr. Uzarowski described his rationale for testing the PSV of the in-service aggregate, rather than quarry aggregate, in an email he sent to Ms. Rizvi on November 22, 2017, during the preparation of Golder’s proposal. He wrote:

1. The traprock material is from Montreal, not local. The pavement is 10 years old and you don’t know if the same material is still available or even if the quarry still operates.
2. When we get cores we will extract the aggregates. Some of the particles will obviously have the faces polished but the majority will not.
3. Gary want to know what he has on site. He has asked me about PSV. He is considering the Hot In-Place (HIP) recycling there. My first concern would be to make sure the recycled material is suitable from PSV point of view.
4. I am not too keen on HIP there for three reasons: if we use the same rock we will not improve friction for a longer period of time (I anticipate low PSV); Gary would like to change the mix during the HIP process from SMA to SP 12.5 FC2 but I am not sure i[f] this is feasible (at least it would be very difficult) from the gradation point of view; and I am not sure if this HIP mutant mix will be suitable for such heavy traffic (90 million ESALs or even more in 50 years).

In his testimony, Dr. Uzarowski explained that he anticipated low PSV results because, the “PSV could only go down”. He agreed that this would always be the case when evaluating in-service aggregates in this manner, and that for this reason, he had some reservations about conducting HIR on a “major highway or high-speed, high-volume, high-speed highway”. As discussed in the sections of this chapter that follow, Dr. Uzarowski continued to have reservations regarding use of HIR to resurface the RHVP following Golder’s field testing.

### 8.12.2. Golder Conducts Testing and the Lack of Results Impacts the Resurfacing Schedule

Golder conducted the field testing for the Golder Pavement Evaluation overnight, from December 6 to 7, 2017. Golder conducted BPT and Sand Patch Testing at 30



locations on the RHVP (at 15 northbound and southbound locations respectively). Golder obtained a core of the surface course asphalt layer at each location. Although Golder's field notes do not reference the weather or temperature at the time of testing, Dr. Uzarowski testified that the field technician told him that there had been light snowfall and that the temperature was below 0°C. Dr. Uzarowski later verified this by checking Hamilton weather data.

Following the field testing, Golder made arrangements for PSV testing of aggregates obtained from the core samples that had been removed from the RHVP. Although Golder's proposal had contemplated that aggregates would be sent overseas for the PSV testing, Dr. Uzarowski initially contacted the MTO and a local laboratory to see if the PSV testing could be done locally, in order to expedite the testing given the City's timeline for the resurfacing in 2018. Neither could. Golder therefore began making arrangements to send the core samples to Ireland for testing. Throughout December 2017 and into the new year, Golder had discussions, both internally and with the City, regarding the expected timing of receipt of the results of the field testing. Ms. Rizvi went so far as to ask Golder's laboratory staff in December 2017 if the extraction process could be expedited because "the client is facing an urgent safety issue with their road and would like an answer before further issues arise." Despite this language, I accept Ms. Rizvi's testimony that she used this language only to "add a little more urgency" to the request, and she was not aware of any safety issues on the RHVP.

Similarly, in January and February 2018, Dr. Uzarowski followed up with the laboratory, and Mr. Moore pursued Dr. Uzarowski to obtain the results. While neither Dr. Uzarowski nor Mr. Moore testified as to the reason for such urgency, the evidence suggests that Mr. Moore wanted to finalize the RHVP resurfacing project design to get to the tender stage if the resurfacing was to commence in 2018. This required completion of the investigation into HIR, for which receipt of the PSV results was necessary.

By February 2018, the window to tender for a summer 2018 resurfacing had either closed, or would soon close. Initially, the contract for the RHVP resurfacing was to be tendered by January or February 2018. In mid-January 2018, Ms. Jacob emailed Mr. Sidawi, Mr. Moore, Mr. McGuire, and Mr. Becke about changes to the delivery of various 2018 capital projects, including the RHVP resurfacing. In her email, Ms. Jacob expressed that although the RHVP "was committed for a Jan 24th tender", the project was "still in programming with Scope still being modified" and, as a result, the Design

group in Engineering Services had reallocated its resources to other projects. Ms. Jacob testified that missing the January 24, 2018 tender date effectively meant that the project would need to be deferred to the following year (2019), given the size and coordination required for the project. Mr. Moore did not share this view, and testified that a mill and overlay resurfacing could have been done in 2018, without deferral to 2019, if the tender was out by mid-summer.

Golder ultimately received the PSV results in February 2018. Dr. Uzarowski reported the results of the three tests to the City during a meeting in March 2018, as discussed below.

### 8.12.3. Dr. Uzarowski Reviews a Hamilton Spectator Article About RHVP Collisions

On January 22, 2018, David Hein (Principal Engineer and Vice President of Transportation, Applied Research Associates Inc. (“ARA”))<sup>11</sup> emailed Dr. Uzarowski under the subject line “Red Hill Valley Friction Problem....”. In his email, Mr. Hein advised that Dr. Uzarowski should let him know when Dr. Uzarowski next needed friction testing done on the RHVP because ARA had an ASTM brakeforce trailer (the same type of tester used by the MTO) in the Toronto area every year to do testing.

What is noteworthy about this exchange is that Mr. Hein subsequently emailed Dr. Uzarowski a link to the above-referenced January 15, 2018 Hamilton Spectator article, written by Ms. O’Reilly, regarding RHVP collisions, entitled “Scratching the surface for answers on Red Hill paving”. Dr. Uzarowski had not seen this article and was not aware of the fatal collisions on the RHVP referred to in it until he received Mr. Hein’s email on January 22.

In addition to including references to fatal collisions, the article referenced complaints that the RHVP had a slippery surface and contained several inaccurate statements. The article restated certain information from prior Hamilton Spectator articles, including information that was attributable to Mr. Moore, as discussed in Chapter 7, in context of the July 15, 2017 Hamilton Spectator article. It also included information

---

<sup>11</sup> Mr. Hein is currently President and Principal Engineer at 2737493 Ontario Inc., and was the City’s pavement expert in this Inquiry.

about the more recent testing that occurred in December 2017, some of which is described above, suggesting that Mr. Moore spoke again to Ms. O'Reilly in advance of this article and she had not simply reused quotes from past articles:

The City of Hamilton has hired a consultant to test the asphalt on the Red Hill Valley Parkway — results expected to show once and for all whether there is a problem with the material.

The parkway has been the subject of complaints regarding slippery pavement since it opened in 2007. Friction testing done in December 2015 was inconclusive, and a consultant recommended further testing; instead the city opted to repave ahead of schedule starting later this year.

“We don't know why they feel that it's slippery,” said Gary Moore, director of engineering. “That's all part of (why the city is doing) the testing.”

The testing includes samples that were collected before Christmas being sent to Ireland for specialized analysis. The city needs a comprehensive look at the asphalt mix to know if it can be recycled during repaving using a new technique being explored by the city, he said.

Slippery roadways have been among the concerns expressed by the grieving families who have lost loved ones in crashes along the parkway.

But the major rallying point has been a call for median barriers along the Red Hill and the connecting Lincoln Alexander Parkway, to prevent crossover crashes where cars travel through the median onto the other side.

Mr. Hein did not have a detailed recollection of why he emailed Dr. Uzarowski, whom he knew as a former colleague. He testified that he was aware that Dr. Uzarowski had been involved with the RHVP for some time, although Mr. Hein could not recall if he understood Dr. Uzarowski to have been involved in the context of friction specifically. It appears that upon reviewing the article (including its references to a City consultant and friction testing), Mr. Hein assumed that Dr. Uzarowski was the consultant referred to therein, based on his awareness of Dr. Uzarowski's involvement with the RHVP,

and contacted him to offer ARA's friction testing services. Mr. Hein was not retained by the City at that time.

#### 8.12.4. Results of the Golder Pavement Evaluation and Concerns About Feasibility of HIR on SMA

Dr. Uzarowski received the results of the PSV testing in the Golder Pavement Evaluation on February 15, 2018. These results indicated that the average PSV was 45. Dr. Uzarowski testified that his initial view was that the PSV was “probably lower than [he] anticipated”, and insufficient for HIR purposes. By this date, Dr. Uzarowski had the results from all three field tests that comprised the Golder Pavement Evaluation. However, Dr. Uzarowski did not provide a copy of the results or his views on the results in writing to City staff at this time. He instead verbally reported on the results and his views at a meeting on March 9, 2018, as described below.

Dr. Uzarowski was scheduled to give a presentation to City staff on February 23, 2018, about new City asphalt specifications, unrelated to the RHVP. Dr. Uzarowski and Mr. Moore arranged to meet to discuss “RHVP and other aspects” prior to Dr. Uzarowski's presentation.

On February 22, before his meeting with the City, Dr. Uzarowski contacted Daryl Finlayson (Senior Material & Pavement Engineer, Geotechnical, Materials & Pavement Engineering Section, BC Ministry of Transportation & Infrastructure) to ask if Mr. Finlayson had any experience using HIR for SMA mixes, and whether he had any concerns. Mr. Finlayson advised that HIR “should work” for SMA mixes, noting that the resulting mix “might not be a true SMA mix” due to possible changes in gradation. Dr. Uzarowski's email suggests that he continued to have concerns regarding the feasibility of using HIR on an SMA pavement, a concern which Dr. Uzarowski said he expressed to City staff on February 23, 2018.

#### 8.12.5. Dr. Uzarowski Has “Side Discussion” About the RHVP Resurfacing with City Staff

Following Dr. Uzarowski's presentation on February 23, Dr. Uzarowski met with Mr. Becke, Mr. Oddi, and Tyler Renaud (Project Manager, Construction Quality Assurance, Construction, Engineering Services, Public Works, Hamilton), and possibly one or two

additional City staff about the RHVP resurfacing. Neither Mr. Oddi nor Mr. Becke had any specific recollection of this conversation, including regarding HIR, at the Inquiry, and Mr. Renaud was not called as a witness at this Inquiry. Mr. Becke later referred to this as a “side discussion” to Dr. Uzarowski’s presentation in an email he sent on February 28. Mr. Moore attended the presentation but not this side discussion. It is not clear whether Mr. Moore and Dr. Uzarowski spoke regarding the RHVP as they had intended the day prior.

Dr. Uzarowski testified that, during the side discussion, he expressed concerns regarding HIR, its use on the RHVP, and converting SMA into a dense grade mix (such as Superpave 12.5 FC2), given the nature of an SMA mix. Dr. Uzarowski believed that Mr. Renaud also expressed concerns regarding the use of HIR to resurface the RHVP. However, as noted above, Mr. Renaud was not called as a witness at the Inquiry.

Dr. Uzarowski could not recall if he presented the PSV results to the City staff involved in the side discussion, or if he expressed his view that these results were too low to use the aggregate in HIR. He recalled providing recommendations for treatment of the RHVP, but could not recall in detail what he advised City staff. He testified that the side discussion occurred shortly after his email exchange with Mr. Hein, through which he learned about the Hamilton Spectator article discussing fatal collisions.

Dr. Uzarowski thought he recommended using “shot blasting as a quick and simple alternative for friction — friction improvement of the Red Hill Valley Parkway” in advance of resurfacing. He also testified that one of the City staff present, likely Mr. Oddi, advised that the City would not conduct friction improvement measures as that would be regarded as confirmation that there was a problem with the RHVP and “the public would blame the City.” In his testimony, Dr. Uzarowski advised that Mr. Oddi and/or Mr. Becke also expressed this sentiment to him on other occasions. As noted, neither Mr. Oddi nor Mr. Becke recalled the meeting, nor did they recall expressing this sentiment on any occasion. Both Mr. Oddi and Mr. Becke testified that they were not aware of the Tradewind Report or the friction results therein at the time of the February 23 side discussion. Given the absence of any definitive recollection of this part of the discussion by any of the people who attended it and gave evidence to the Inquiry, there is insufficient evidence to conclude that these topics were, in fact, discussed on February 23. It is possible that Dr. Uzarowski was instead confusing it

with a similar conversation that did occur at the meeting on March 9, 2018, discussed below.

In any event, this side discussion prompted Mr. Becke to propose another meeting between City staff and Dr. Uzarowski. The meeting was ultimately scheduled for March 9, 2018.

In preparation for the March 9 meeting, Dr. Uzarowski contacted Mr. Wiley to see if he had any knowledge or experience using SMA for HIR. Mr. Wiley advised that EcoPave had not used SMA for HIR and noted that the MTO's HIR guidelines advised against using HIR on SMA. Mr. Wiley's view was that it should be considered "very cautiously, perhaps its not feasible".

In an email sent only to Mr. Becke on March 1, Dr. Uzarowski conveyed Mr. Wiley's views that HIR for SMA was perhaps not feasible and that Mr. Wiley had referenced that the MTO guidelines did not allow HIR of SMA. Dr. Uzarowski excerpted part of the MTO's June 2015 guidelines which expressly stated that "[t]he HIR process shall not be used to recycle SMA or composite pavements."

Mr. Becke did not recall discussing Dr. Uzarowski's views with anyone before the meeting on March 9, 2018. Mr. Moore testified that he believed he was aware of some of the concerns expressed in Dr. Uzarowski's email (which he had not been copied on), but could not recall who made him aware of that information or when he learned about those concerns.

#### 8.12.6. Dr. Uzarowski and City Staff Meet to Discuss the Feasibility of HIR on March 9, 2018

Dr. Uzarowski, Mr. Moore, Mr. Becke, Mr. Oddi, Ms. Jacob, Mr. Andoga, Mr. Renaud, Sarath Vala (Project Manager, Design, Engineering Services, Public Works, Hamilton), Claudio Leon (Project Manager, Contracts and Standards, Design, Engineering Services, Public Works, Hamilton), and Dennis Perusin (Senior Project Manager, Construction, Engineering Services, Public Works, Hamilton) met on March 9, 2018 (the "March 9 Meeting"). Many of the attendees testified at the Inquiry hearings. These witnesses testified about their recollections of this meeting, many of which diverged on a number of topics, including who attended and who was present for

which portions of the meeting. The meeting was not formally recorded in minutes, although Dr. Uzarowski and Mr. Becke both took some contemporaneous notes and Dr. Uzarowski emailed his colleagues at Golder about the meeting a few days later.

Dr. Uzarowski planned to tell City staff at the March 9 Meeting that he considered that HIR of SMA was not feasible. He anticipated this would be a “difficult message” because the City, and Mr. Moore in particular, were “very keen” on using HIR to resurface the RHVP, and considered HIR a good, feasible alternative to a mill and overlay. Dr. Uzarowski made notes to prepare for and guide discussion at the meeting, which he annotated during the meeting.

Dr. Uzarowski testified that, at the March 9 Meeting, he presented the results of the three field tests performed in the Golder Pavement Evaluation, but did not provide a copy of the results. Dr. Uzarowski's views on these results were as follows:

- the results of the Sand Patch Testing were an average texture depth of 1.25 mm, which he described as “okay” or “good”;
- the PSV results were 45, which he described as “medium” for trap rock<sup>12</sup>, based on a paper authored by Dr. John Emery (John Emery Geotechnical Engineering Limited). Trap rock with a PSV of 50 or higher would be considered good. Based on this result, Dr. Uzarowski conveyed that it was somewhat risky to recycle the RHVP SMA; and
- the BPT results were “unreliable” due to weather.

Mr. Oddi recalled Dr. Uzarowski discussing PSV results at the meeting, including saying that the PSV of the aggregate was low. Mr. Oddi also recalled, that when Mr. Moore questioned how that could be, given that Dr. Uzarowski had approved the aggregate at the time of construction, both Dr. Uzarowski and Mr. Moore “chimed in and said it's a very good aggregate, it's strong, it's durable, it's good.” Mr. Moore also recalled discussing PSV, possibly in the context of HIR, and that the discussion caused him some confusion.

---

<sup>12</sup> The Demix aggregate used in the SMA surface course of the RHVP was a trap rock.



While none of the City witnesses specifically recalled a discussion about the BPT results, or being told that the results were unreliable, I am satisfied that Dr. Uzarowski communicated that conclusion.

Dr. Uzarowski also testified that he raised the results of prior friction testing conducted on the RHVP and provided the averages from the 2007 MTO testing (noting low values under structures) and the 2013 Tradewind testing (which he described as variable). Dr. Uzarowski testified that he did not know that the Tradewind Report and the 2014 Golder Report had not been shared internally at the City at the time of the March 9 Meeting, and based on the absence of follow up questions on this topic during the meeting, Dr. Uzarowski's impression was that these reports were known. In its closing submissions, Golder submitted that Dr. Uzarowski presented the summaries of the prior friction testing results because Dr. Uzarowski considered the BPT results unreliable.

However, none of the City witnesses had a specific recollection of the prior friction testing results being discussed or, in particular, of Dr. Uzarowski using the name "Tradewind". Mr. Oddi and Mr. Becke's evidence (through their testimony and Mr. Becke's written notes, respectively) supports that friction was a topic of discussion, but Mr. Becke's notes do not specifically state that the Tradewind results in particular were raised. Mr. Oddi recalled Mr. Moore saying that the friction numbers were inconclusive at some time during the meeting, but recalled that this was in context of discussion of "the aggregate friction PSV numbers". Given this evidence and the subsequent actions of attendees at this meeting, I do not think that Dr. Uzarowski presented the 2007 and 2013 friction testing results in the detail he suggested in his testimony and I conclude that, to the extent friction test results were discussed, none of Mr. Oddi, Mr. Becke, Ms. Jacob, Mr. Andoga, or Mr. Vala appreciated the significance of the test results, nor did they learn specifically of the Tradewind Report from this discussion.

Dr. Uzarowski testified that the tone of the meeting changed when he expressed his opinion that using HIR on the SMA of the RHVP was not feasible and conveyed Mr. Wiley's views (as described above) to the attendees. Many of the witnesses who attended the March 9 Meeting testified that it was "heated", with raised voices and frustration being expressed. The testimony of those present was very inconsistent as to whether or not there was yelling or if profanity was used, or if so, who was doing it and to whom it was directed. However, it is clear that Mr. Moore was frustrated,

perhaps loudly so, with Dr. Uzarowski because Dr. Uzarowski's current report of Mr. Wiley's views was the opposite of what Mr. Moore understood Mr. Wiley to have communicated at the CTAA conference — that is, that HIR of SMA was feasible.

Dr. Uzarowski presented two resurfacing options for the RHVP at the meeting on March 9: (1) HIR of the RHVP for which he had communicated his concerns about feasibility, followed by a layer of microsurfacing to ensure consistent surface characteristics, or (2) mill and overlay. Microsurfacing was rejected by City staff, although there was some inconsistency on whether Mr. Moore or someone else made this decision. Mr. Moore did not recall if Dr. Uzarowski presented these two resurfacing options, but testified that he did not believe he would have been amenable to the microsurfacing recommendation, given the City's prior unsuccessful experience with microsurfacing. This is consistent with Mr. Moore's view, which Mr. Moore believed that he had expressed to Dr. Uzarowski at some time prior.

Dr. Uzarowski's meeting notes included a warning that neither option would "solve the accident hazard issue. The speed has to be controlled. Skid hazard increases drastically when the speed increases." He testified that he presented this message to the group. In his testimony, Dr. Uzarowski explained that after reading the Hamilton Spectator article he received from Mr. Hein (described above), he felt it was important to raise his concern about speeding. Mr. Oddi generally recalled a discussion about driver behaviour, including speed, but did not recall this discussion being limited to the RHVP or it being in context of a discussion regarding friction. Mr. Oddi did not, however, recall anyone raising safety concerns at the meeting, nor did any of the other City witnesses.

There are varying recollections in terms of when the March 9 Meeting ended, and whether Mr. Moore and Ms. Jacob left the meeting some time before its end. It is unclear whether they were present for the preceding discussion regarding "the accident hazard issue". It is probable that they were not present for the discussion below.

Dr. Uzarowski testified that, as noted in the last item in his preparatory notes, he recommended that the City consider conducting shotblasting or skidabrading<sup>13</sup> “as the interim way of improving friction on the Red Hill Valley Parkway” if resurfacing was to be delayed. In my view, Dr. Uzarowski proposed shotblasting on the basis that the City, not Golder, would decide whether the friction levels on the RHVP required rehabilitation. Dr. Uzarowski was not in a position to assess whether shotblasting was necessary from a traffic safety perspective, as he had neither the knowledge of the operating experience of the RHVP nor the professional expertise.

Dr. Uzarowski testified that Mr. Oddi declined this recommendation, and again expressed that it would confirm that there was an issue with the RHVP pavement for which the City could be blamed, and that Mr. Becke “confirmed” this. In his testimony, Mr. Oddi denied that he made this comment during the March 9 Meeting or otherwise, but agreed that he did not support the recommendation because it would be a waste of taxpayer dollars to perform shotblasting on the RHVP before resurfacing. Mr. Becke also testified that he did not make or “confirm” such statements, nor did he recall anyone else doing so. Likewise, none of the other witnesses recalled such a statement. I do not think that either Mr. Oddi or Mr. Becke would have been as categorical in respect of shotblasting as Dr. Uzarowski suggested in his evidence, if they made such statements at all. Neither was the ultimate decision maker for any rehabilitation work on the RHVP and there is no evidence that they had any discussion(s) with Mr. Moore that would have prompted such a statement. In any event, there is also no evidence that Mr. Oddi’s statement, if made, was intended to reflect anything more than his personal view.

Dr. Uzarowski planned to raise the issue of shotblasting (as he had with Mr. Moore in the past) in this meeting, as his preparatory notes indicate, although that was not the focus of this meeting. It is necessary to address why he chose to do so in the manner that he did and did not follow up directly with Mr. Moore after the meeting to make the recommendations directly to him.

In my view, Dr. Uzarowski was in an uncomfortable position. He had identified “relatively low” friction levels in the 2014 Golder Report. The Demix aggregate in the asphalt mix

---

<sup>13</sup>I understand “skidabrading” to be a type of “shotblasting”. For ease, I have referred to both as “shotblasting” for the balance of this chapter.

that he had approved could be called into question, as demonstrated by Mr. Oddi's comments in response to the PSV results. I think he personally also had lingering questions about the performance of the aggregate over time which were further heightened by his review of the Hamilton Spectator article sent to him by Mr. Hein and any comments made regarding the City's own concern for liability discussed above. He wanted to be able to deflect any future criticism directed against Golder or himself personally in respect of the performance of the SMA pavement surface. At the same time, Mr. Moore had rejected Dr. Uzarowski's recommendations of microsurfacing and shotblasting in definitive terms when Dr. Uzarowski raised them on prior occasions and was unlikely to be more receptive, particularly as neither treatment option would have been cost effective in light of the intended schedule for resurfacing. Mr. Moore's sole focus at this time remained finding the most cost effective and efficient means of resurfacing the RHVP.

Whether or not Dr. Uzarowski intentionally waited until Mr. Moore had left the meeting to raise the issue of shotblasting is unclear but, in any event, Mr. Moore's absence served his purpose. Given that Dr. Uzarowski was not a traffic expert, these comments were more in the nature of suggestions. Mr. Moore would need to approve the implementation of any such suggestions. Instead, Dr. Uzarowski made these suggestions to Engineering Services staff, who would not have been able to implement them without Mr. Moore's agreement and who did not have a full appreciation of the context in which he was making these suggestions.

There is no evidence that any of the Engineering Services participants in this part of the meeting raised Dr. Uzarowski's suggestions with Mr. Moore. There is also no evidence that Dr. Uzarowski took any further steps to ensure that his suggestions were raised with Mr. Moore, other than making a similar suggestion at a later meeting with at least Mr. Becke, Mr. Andoga, Mr. Perusin, and Mr. Renaud. For his part, Mr. Moore did not consider that Dr. Uzarowski's presentation called for any interim measures pending resurfacing of the RHVP and did not take steps to act. As a result, Dr. Uzarowski's suggestions did not receive any further consideration within Engineering Services after the March 9 Meeting.

### 8.12.7. Golder Reconsiders the Feasibility of HIR for SMA

Based on the discussion during the March 9 Meeting, later on March 9, Dr. Uzarowski reached out to Mr. Wiley again regarding the feasibility of SMA. This indicates that, despite the concerns and possible challenges Dr. Uzarowski raised during the meeting, the City and in particular, Mr. Moore, was not prepared to accept Dr. Uzarowski's view that conducting HIR on the RHVP was not feasible without further information.

In their discussion, Mr. Wiley reversed his earlier comments and advised Dr. Uzarowski that he thought that, in principle, SMA could be recycled using HIR, subject to confirming that the RHVP material could be recycled. This conclusion is consistent with the evidence of Ms. Bell, the MTO lead on the HIR specifications, that the relevant MTO guidelines, OPSS 332 (titled "Hot In-Place Recycling"), prohibited the use of HIR for SMA because of MTO's lack of experience with HIR on SMA pavements, rather than because of any perceived inherent incompatibility of HIR with SMA pavements.

As a result of Mr. Wiley's newfound optimism regarding HIR and SMA, and Mr. Moore's continued interest in HIR, Dr. Uzarowski advised Mr. Moore in the evening of March 9 that he and Mr. Wiley would work together to "see how we can adjust the mix to make HIR feasible", and told Mr. Moore to leave it to him and Mr. Wiley. Dr. Uzarowski reiterated to Mr. Moore approximately a week later that Mr. Wiley thought it was possible to recycle SMA, and that he sought Golder's input on materials. Dr. Uzarowski outlined what he envisaged Golder's and EcoPave's respective involvement to be moving forward. Mr Moore replied that this work would have to be tendered.

### 8.12.8. Golder Continues Its Assessment of HIR Feasibility

It is clear from the evidence that, until at least February 20, 2018, Golder intended to prepare a report for the City regarding the results obtained in the Golder Pavement Evaluation. However, Golder ultimately did not prepare a report for this project, until much later, and not until after Dr. Uzarowski discussed the project with Mr. McGuire in late 2018 and early 2019, as described in Chapters 10 and 11.

Dr. Uzarowski testified that Golder did not prepare a report for the Golder Pavement Evaluation, or repeat the BPT, at this time as a result of a telephone discussion he had with Mr. Becke a few days after the March 9 Meeting. Dr. Uzarowski understood

from this discussion, and the absence of a request from the City for a report or further testing, that he should “leave” the results and not prepare a report.

Mr. Becke disputed Dr. Uzarowski's evidence. Mr. Becke testified that he did not recall this discussion with Dr. Uzarowski, nor did he recall advising Dr. Uzarowski not to prepare a report regarding the Golder Pavement Evaluation. He testified that he would not have made such a statement because “[i]t wasn't [his] original request for the report”, it was Mr. Moore's and that telling Golder not to provide a report for the Golder Pavement Evaluation “wouldn't be his call”. However, Mr. Becke also acknowledged that there was no evidence that he asked Dr. Uzarowski to deliver a report.

In any event, up to this time, mid-March 2018, Golder's primary contact at the City for the Golder Pavement Evaluation had been Mr. Moore, not Mr. Becke. Dr. Uzarowski did not contact Mr. Moore to discuss the delivery of a written report for a project that Mr. Moore had approved. In the months following the March 9 Meeting, and until November 2018, no one at the City, including Mr. Moore, sought a written report of the Golder Pavement Evaluation or its results in written form, and Golder did not provide it.

Dr. Uzarowski and Mr. Becke did not discuss the possibility of interim measures, including shotblasting, in their discussion after the March 9 Meeting, even though proceeding with the feasibility study would inevitably delay the resurfacing. The City did not request, nor did Golder suggest, additional friction testing.

As a result of the City's continued interest in HIR and Dr. Uzarowski's discussions with Mr. Wiley after the March 9 Meeting, Golder and the City's next step was to initiate a study on the feasibility of HIR on the RHVP, which became the “HIR Suitability Study”, discussed in Chapters 9 and 10.

I gather from evidence given by City witnesses involved in the consideration of HIR for the RHVP resurfacing that the willingness to continue down this path, notwithstanding the concerns and suggestions raised by Dr. Uzarowski on March 9, was largely due to the possibility of substantial cost savings if HIR were feasible. However, continuing the investigation into HIR was certain to further delay the repaving schedule, given the significant amount of work to be done on the feasibility study and, if HIR was feasible, the mix design. On the other hand, if HIR was feasible, it could be completed

more quickly and with less downtime than a mill and overlay resurfacing. As described in Chapter 11, the RHVP resurfacing, which was completed using the mill and overlay method, ultimately did not begin until June 2019, instead of the summer of 2018 as had been originally contemplated.

Mr. Moore's retirement as Director of Engineering Services was announced in April 2018, followed by Mr. McGuire's subsequent transition to the role of Acting Director of Engineering Services, which began when Mr. Moore retired in May 2018. This period coincided with the planning of the RHVP resurfacing and the ongoing investigation and consideration of HIR. The documents indicate that Mr. McGuire began to have some involvement in the resurfacing project, including the consideration of the HIR option, in or around April 2018, but he became more meaningfully informed about the project in June. Mr. Moore remained involved with the project until his retirement, and, over time, Mr. Becke, rather than Mr. Moore, became Golder's main contact on the project.

In May 2018, Dr. Uzarowski and a group of City staff, including at least Mr. Becke, Mr. Andoga, Mr. Perusin, and Mr. Renaud, met to discuss HIR again. Mr. Moore likely attended the meeting, and it is possible that Mr. Oddi did as well, although he did not believe he did. The purpose of the meeting reflected the shift to a more technical phase of the HIR investigation: determination of the suitability of the RHVP SMA asphalt mix for HIR, and the potential mix design. By this point, the City and Golder had learned that the MTO was working on its first HIR job since 2003, and there was discussion between the City and the MTO about City staff attending the MTO's HIR project for a possible site visit.

Dr. Uzarowski recalled that, at the May 2018 meeting, Mr. Moore said that the PSV results from the Golder Pavement Evaluation were inconclusive. Dr. Uzarowski did not agree that they were inconclusive, but could not recall if he said this during the meeting. Dr. Uzarowski believed he raised shotblasting again during the meeting, after Mr. Moore had left the meeting, and that shotblasting was rejected, although he could not recall specifically who rejected the idea.

Although the May 2018 meeting was just over 10 days prior to Mr. Moore's retirement from the Director of Engineering Services role, Dr. Uzarowski's evidence is that he was not aware of Mr. Moore's upcoming retirement at the time.



### 8.13. Mr. Moore Retires from his Role in May 2018

As noted above, Mr. Moore's retirement was announced to Public Works staff on April 13, 2018. Around this time, Mr. McGuire was offered the role of Acting Director of Engineering Services. Mr. Moore retired from his position as Director of Engineering Services on May 25, 2018, at which time Mr. McGuire became the Acting Director of Engineering Services. Mr. McGuire ultimately became the Director of Engineering Services in a permanent capacity in June 2018. Mr. Moore's transition out of this role and Mr. McGuire's transition into it are discussed further in Chapter 9.

### 8.14. CIMA Determines That the RHVP EA Does Not Prohibit Continuous Illumination

In April 2018, the City retained CIMA to complete the Lighting Study on the RHVP and LINC in response to lighting-related directions given by the PWC in September 2016 and December 2017, as described in Chapter 7 and above.

CIMA's retainer followed preliminary discussions between Brian Malone (Partner, Vice-President, Transportation, CIMA), Mr. Field, and Mr. McGuire in early 2018, and a meeting on March 14, 2018. Mr. Malone testified that he understood that the City was "seriously considering reviewing adding lighting" to the RHVP. Mr. Moore was not involved in these discussions, which occurred in the months before his retirement and after Mr. McGuire had begun sharing the responsibilities of the Director of Engineering Services, including oversight of the Geomatics & Corridor Management section (which included the Street Lighting & Electrical group).

As mentioned above, in the years before 2018, councillors were consistently told, and many City staff assumed or understood, that mainline illumination was prohibited on the RHVP due to environmental concerns, or that lighting restrictions were imposed in order to obtain the required environmental approvals. However, it appears that Mr. Field's expectation about what the existing EA would reveal was not as definitive. Notes from the Lighting Study project start-up meeting on April 24, 2018 indicate that Mr. Field thought the decision to use interchange lighting<sup>14</sup> (as opposed to continuous

---

<sup>14</sup>As described in Chapter 2, the RHVP and LINC have non-continuous decision point lighting located at the exit ramp of each interchange.

lighting) was a “cost based decision” and he expected there would “not be a prohibitive statement about lighting in the documents reviewed”. In his testimony, Mr. Field explained that, at that time, he expected there were “design considerations... not prohibitive restrictions” regarding lighting in the EA. The source of Mr. Field’s information is not clear.

In any event, CIMA’s tasks for the Lighting Study included a review of the existing RHVP and LINC EAs to determine whether changes in lighting were prohibited by the existing EA. As part of this work, CIMA requested a copy of the EA for the RHVP. CIMA was also tasked with revisiting findings from previous collision analyses using more recent collision data, with a specific mandate to “investigate the impact of illumination on traffic safety”, and with conducting various reviews, including an illumination warrant review, an environmental impact assessment, a human factors assessment, and a cost-benefit analysis. Part of CIMA’s mandate was also to recommend next steps for the City, in the circumstances both if the EA contained a prohibition on lighting (that is, how to remove any applicable restrictions), or if the EA did not contain any such prohibition.

CIMA staff worked on the Lighting Study assignment throughout April and May 2018. In an update memo that CIMA sent the City in May 2018, CIMA set out its findings regarding the assumed prohibition on lighting in the EA as follows:

It does not appear that any element of road design or corridor alignment was predicated on reducing impacts from illumination on the natural environment. It appears that the illumination plan was based on MTO standards and municipal requirements only. Therefore, there is no documentation that continuous illumination would be precluded.

In its draft and final versions of the Lighting Study report, addressed in Chapter 9, CIMA put its findings in this way: “[t]he review of the previous environmental studies found that there is no documentation, previous findings or recommendations in those reports that would preclude the implementation of continuous illumination along the facilities.” CIMA’s final Lighting Study report stated, however, that a Municipal Class Environmental Assessment would be required to proceed with an improved illumination plan, and that any future assessment would require an in-depth environmental impact study and scientific literature review on the effects of lighting.

In his testimony at the Inquiry, Mr. Malone stated he was surprised to learn that the EA did not prohibit continuous illumination on the RHVP, having previously understood this to be the case from his discussion in 2013 with Mr. Moore, described in Chapter 6.

The Lighting Study is discussed further in the chapters that follow. Engineering Services staff initially identified December 10, 2018, as the date on which they would report back to the PWC on the results of the Lighting Study. However, as discussed in Chapters 9 and 11, staff's update on the Lighting Study was consolidated with other RHVP-related reports, and presented to the GIC on February 6, 2019, at the meeting at which the Tradewind Report was disclosed to Council.

## CHAPTER 9

# Public Works Leadership Changes and Discovery of The Tradewind Report in 2018



## 9.1. Overview

This chapter addresses the period of May to November 2018. During this period, Public Works staff, specifically staff in Engineering Services and Traffic, progressed or initiated several RHVP-related projects with CIMA, being the ongoing Lighting Study, the Speed Limit Study, and a roadside safety assessment of the RHVP (the “RHVP Roadside Safety Assessment”) in connection with the parkway’s upcoming resurfacing. The main purpose of the RHVP Roadside Safety Assessment, initiated in October 2018, was to provide recommendations to reduce collision frequency and/or severity by correcting deficiencies and/or upgrading roadside safety devices on the RHVP.

During this time, Public Works staff also prepared various reports to Council, including the 2017 Annual Collision Report, which included RHVP and LINC-specific collision statistics, and the staff report related to the Speed Limit Study. Engineering Services staff were also working on the RHVP resurfacing project, which continued to be delayed pending a decision regarding whether to proceed with hot in-place recycling (“HIR”). During this period, Public Works received a number of media requests related to RHVP asphalt test results and collisions, and was the subject of an audit by the City’s Audit Services division regarding the City’s pavement performance and management.

The period addressed in this chapter was a period of transition within the Public Works department, with new leadership in two key director roles: Gord McGuire in the role of Director of Engineering Services and Edward Soldo in the role of Director of Roads & Traffic. This chapter addresses how Gary Moore dealt with documents in his possession as he prepared to retire from the role of Director of Engineering Services, most notably the Tradewind Report and the 2014 Golder Report. It also addresses how Mr. McGuire and Mr. Soldo informed themselves of the work of their departments, and the increased communication between their departments regarding the RHVP.

In September 2018, Mr. McGuire discovered the Tradewind Report, which Mr. Moore had uploaded to an electronic document system in a folder accessible only to the Director of Engineering, and the 2014 Golder Report, which Mr. Moore had left in a pile of documents while cleaning out his office.

This chapter addresses the initial steps that Mr. McGuire took upon the discovery of the 2014 Golder Report and Tradewind Report. A small circle of senior Public Works staff and staff from the Legal Services division were advised of the reports. However, apart from a recognition that the Tradewind Report contradicted previous statements to City staff, Council, and the public regarding friction testing of the RHVP pavement, City staff did very little meaningful work to assess or respond to the findings in the Tradewind Report or the recommendations in the 2014 Golder Report until early November when, as discussed in Chapter 10, Public Works staff learned of the receipt of a freedom of information (“FOI”) request seeking friction and asphalt related documents.

At some time prior to October 18, 2018, Public Works staff made the decision that the RHVP would be resurfaced using the mill and overlay method, rather than HIR, although, as discussed in this chapter, some staff in Engineering Services may have determined that HIR was not a feasible option before this time. Notwithstanding this, Mike Becke (Senior Project Manager, Design, Engineering Services, Public Works, Hamilton) directed Golder to continue its study of the suitability of HIR on the RHVP.

## 9.2. The City’s External Legal Counsel Contacts Mr. Moore about the Tradewind Report

On May 4, 2018, a few weeks before Mr. Moore retired as Director of Engineering Services, he was contacted by Colleen Crawford (Senior Law Clerk, Shillingtons LLP). As discussed in Chapter 8, Shillingtons was retained by the City as external legal counsel regarding certain litigation resulting from a collision on the LINC. Mr. Moore had spoken with Ms. Crawford and Terry Shillington (Partner, Shillingtons LLP) regarding this litigation several months prior, in August 2017, and had provided an electronic copy of the Tradewind Report to Shillingtons at that time.

In her May 4 email to Mr. Moore, Ms. Crawford wrote the following:

Good afternoon Gary,

You may recall speaking with Mr. Terry Shillington and myself last August regarding the friction testing that was done on the LINC and RHVP. We are in the process of preparing the City’s affidavit of documents with



respect to a litigation matter involving a median crossover on the LINC. Plaintiffs' counsel has specifically asked us about friction testing. We will likely need to produce a copy of this report in the City's affidavit of documents. We wanted to confirm, if any time, has this report been presented to council. If so, would you provide us with a copy of any reports prepared for City Council and a copy of the meeting minutes.

Should you have any questions in this regard, please do not hesitate to contact me.

Ms. Crawford's email attached a copy of the Tradewind Report. Diana Swaby (Claims Supervisor, Risk Management, Legal Services, Finance & Corporate Services, Hamilton) was copied on Ms. Crawford's email.

Mr. Moore responded 15 minutes later, advising Ms. Crawford (and Ms. Swaby, who remained copied), "[n]o, this report was never reported to Council."

Mr. Moore testified that he understood from Ms. Crawford's email that Shillingtons was likely to produce a copy of the Tradewind Report to counsel for the plaintiff in the litigation. Indeed, in July 2018, the Tradewind Report was included in an unsworn affidavit of documents for this matter. Shillingtons sent the affidavit to Stephen Cooper (Project Manager, Traffic Engineering, Traffic Operations & Engineering, Roads & Traffic, Public Works, Hamilton), who was the City's representative in this matter and accordingly, was to execute this affidavit of documents. In addition to the affidavit of documents, Shillingtons provided Mr. Cooper with many other documents for review in July 2018. However, Mr. Cooper did not review these documents, or note that the Tradewind Report was included, in July 2018 or at any time before he returned from a personal leave of absence from work in April 2019 (after the Tradewind Report had been made public).

Mr. Moore testified that he did not believe he spoke with Ms. Crawford, Ms. Swaby, or anyone else in Risk Management or Legal Services after this email exchange on May 4, 2018. Mr. Moore did not provide Ms. Crawford with any additional information regarding the Tradewind Report, the earlier friction testing on the RHVP or LINC, or about friction testing generally, because he felt he had answered the question asked of him.



Mr. Moore did not include any other Public Works staff in his response to Ms. Crawford, nor did the Inquiry receive any evidence that he provided the email (or the Tradewind Report) to anyone else at this time. His response to Ms. Crawford did not, apparently, prompt him to raise the Tradewind Report with his colleagues, although, as noted below, Mr. Moore was in the process of clearing his electronic and hard copy files in advance of his retirement from the Director of Engineering Services role.

Although Ms. Swaby received a copy of the Tradewind Report and may have briefly reviewed the Tradewind Report, as was her typical practice, she testified that she would not have reviewed it in detail because it was technical in nature. The Inquiry did not receive any evidence indicating that Ms. Swaby spoke to Shillingtons, Mr. Moore, or anyone in Risk Management or Legal Services about the Tradewind Report in or around May 2018, or that she provided it to anyone else at the City. Her practice was to do no more than save a hard copy of the documents received in her file.<sup>1</sup>

### 9.3. The Director of Engineering Services Role Transitions from Mr. Moore to Mr. McGuire

#### 9.3.1. Mr. Moore Clears Out and Distributes His Files and Documents

Following the announcement of Mr. Moore's retirement in April 2018, Mr. Moore began clearing out and distributing his files (electronic and hard copy) in anticipation of his last day as Director of Engineering Services on May 25, 2018. This was an informal process. Mr. Moore did not prepare any transition memos or detailed emails for his successor to explain the status of his ongoing work. The evidence is unclear as to whether Mr. Moore was aware during this time that Mr. McGuire would be taking over the role after his departure. In any event, Mr. Moore did not have a formal meeting with Mr. McGuire as part of the transition. After he retired and began working with the City's LRT project office, Mr. Moore moved to a different office but remained within

---

<sup>1</sup> Ms. Swaby's typical practice when receiving this sort of email with attachments was to print them off and place them in the hard copy of her file. She did not typically retain electronic copies of such documents unless they were difficult to print by virtue of the document's size or format.

the same suite as the Engineering Services department, and so he continued to work near Engineering Services staff.

Mr. McGuire recalled that there was no formal transition or on-boarding when he took on the role as Director of Engineering Services, in both the acting and permanent capacity. He recalled that Mr. Moore forwarded “a few things that he thought might be of value to [him]”. However, Mr. Moore did not discuss or provide any particular information relating to the RHVP to Mr. McGuire in advance of his retirement, nor did they have a direct discussion regarding the RHVP resurfacing project. In particular, Mr. Moore did not provide or tell Mr. McGuire about the Tradewind Report.

What Mr. Moore did do was distribute certain documents to colleagues and left other documents on the reference library shelf — an area in the contracts section of Engineering Services where copies of environmental assessments, approvals or other such documents were kept — as Mr. Moore deemed appropriate. Mr. Moore also uploaded various documents that he had previously saved in his M drive (described below) or his email inbox to ProjectWise, a software program used by Engineering Services staff. ProjectWise, which was implemented by Engineering Services in 2007, is of particular relevance to this Inquiry, as it was where Mr. McGuire ultimately located the Tradewind Report later in 2018, as discussed later in this chapter.

#### *9.3.1.1. Mr. Moore Empties his Computer Drive and Email Inbox*

Public Works staff used various storage locations for electronic documents. This included various City network drives and specialized document management programs used by specific Public Works departments and divisions. Without delving too deeply into the minutiae of the City’s network structure, there were three primary network drives used by Public Works staff during the period relevant to the Inquiry. These comprised: (1) personal drives (called the M drive), which were only accessible to each individual staff member; (2) departmental or divisional drives (called the N drive), which were accessible to a given section, division or department (depending on size); and (3) a City-wide drive (called the S drive), which was accessible by staff across the City, and often used as a temporary storage location.

As noted in Chapter 6, for much of the relevant time period, there was no central repository in Public Works for RHVP-related documents. In September 2018, after

Mr. Moore's retirement, Dan McKinnon (General Manager, Public Works, Hamilton) recognized a need for a "centralized location for any safety / evaluations documents related to the RHVP or LINC where these documents can be easily found", and directed staff to create such a location. An S drive folder was subsequently shared with staff in both Traffic and Engineering Services.

Before this direction, the storage location for RHVP-related documents, including reports and important correspondence, was dependent on the staff member in possession of the document. This included Mr. Moore, who, prior to his retirement, stored many RHVP-related electronic documents, including the Tradewind Report, exclusively on his personal M drive (accessible only to him) or in his email inbox. As a result, there was no common location where Public Works staff could look for RHVP-related documents when needed, and staff were instead reliant on knowledge of, and requests for, such documents from other staff directly.

Mr. Moore's evidence was that before he transitioned into his role with the LRT project office, he emptied out the documents and emails related to his prior role from his M drive and email inbox, so that as of May 25, 2018, his last day as Director of Engineering Services, he no longer had anything in his inbox or M drive except for documents related to the LRT.

#### *9.3.1.2. Mr. Moore Uploads the Tradewind Report and Emails about RHVP Friction Testing to ProjectWise*

As noted, as part of his transition, on May 15, 2018, Mr. Moore uploaded a series of RHVP-related documents to ProjectWise. Most importantly for the Inquiry's purposes, Mr. Moore uploaded an email from Dr. Ludomir Uzarowski (Principal, Pavement & Materials Engineering, Golder) on December 17, 2015, which attached a copy of the Tradewind Report (the "December 2015 Uzarowski Email"). This was the first time that the Tradewind Report was uploaded to ProjectWise, and the copy that Mr. Moore uploaded was the copy of the Tradewind Report that Mr. McGuire found later in 2018.

Mr. Moore also uploaded a copy of Dr. Uzarowski's January 24, 2014 email with the averages of the Tradewind and 2007 MTO friction testing (along with the three attachments Dr. Uzarowski sent) (the "January 2014 Uzarowski Email"), as well as his

own email to Tom Dzieziejko (General Manager, AME, Aecon Materials Engineering Corp.), sent on January 24, 2014, on the same topic.

These emails are described in Chapters 6 and 7, and in more detail below.

Mr. Moore saved the documents in a folder in ProjectWise called “Director’s Office (Engineering Services)” (the “Director’s Office Folder”). This folder was accessible only to Mr. Moore and Diana Cameron (Administrative Assistant to the Director of Engineering, Engineering Services, Public Works, Hamilton) (and perhaps individuals with IT-related responsibilities) at this time.<sup>2</sup> In testimony, Mr. Moore explained that he saved the Tradewind Report in the Director’s Office Folder, rather than a folder that related to the RHVP resurfacing, because, in his view, the Tradewind Report had nothing to do with the resurfacing, and there was no project folder in ProjectWise to which the Tradewind Report related. He saved the December 2015 Uzarowski Email attaching the Tradewind Report into ProjectWise at this time because he felt it was applicable “to all the Red Hill information”.

There is no explanation for Mr. Moore’s decision to upload the Tradewind Report to a folder with limited access permissions, without providing the Tradewind Report to any of his colleagues. While I do not think that Mr. Moore intentionally prevented access to the Tradewind Report or the other documents he uploaded, he did not take steps to ensure that his successor<sup>3</sup> or colleagues were aware of and had access to these documents, or to identify the Director’s Office Folder as a storage location containing important documents.

Mr. Moore could not recall if he also saved the 2014 Golder Report into ProjectWise at the time of his retirement, although he testified that if he had come across it while sorting through his electronic documents, he would have saved it. However, the Inquiry did not receive any evidence indicating that Mr. Moore uploaded the 2014 Golder Report to ProjectWise. From this, and as noted in Chapter 6, I infer that Mr.

---

<sup>2</sup> For additional context, ProjectWise was organized in a hierarchical folder structure, and staff required user profiles to access the program. User profiles also dictated which folders and documents staff had access to. The Inquiry received some evidence, though not definitive, that without access, users simply could not see that certain folders or documents existed.

<sup>3</sup> Mr. McGuire testified that he later obtained access to the Director’s Office Folder, but not until mid-June 2018, when he became the permanent Director of Engineering Services.

Moore had likely deleted the electronic copy of the 2014 Golder Report he received from Dr. Uzarowski in January 2014 and retained only a hard copy after 2014.

*9.3.1.3. Mr. Moore Gives Ms. Cameron a Pile of Hardcopy RHVP Documents That Included the 2014 Golder Report*

Mr. Moore also had hard copy documents stored in his office at the time of his retirement. In particular, Mr. Moore had a bookshelf in his office on which he kept copies of various documents related to the construction of the RHVP, including the preliminary design report, some environmental assessment (“EA”) related documents, and geotechnical investigation information.

Mr. Moore testified that he believed he had one or more hard copies of the 2014 Golder Report on his bookshelf, but he could not definitively recall what he did with them at the time of his retirement or if he came across them while clearing out his office. While Mr. Moore testified that he offered a number of his hard copy documents to Engineering Services staff or placed them in the reference library area, the Inquiry received no evidence to conclude that he provided a copy of the 2014 Golder Report or the Tradewind Report to anyone in Public Works prior to his retirement.

Ms. Cameron testified that she had limited involvement in assisting Mr. Moore to transition out of the director role. Mr. Moore did, however, bring her a pile of documents and told her to tell Mr. McGuire “to keep these, to never throw them away, and they were Red Hill documents.” He also described these documents as being useful in litigation. Ms. Cameron recalled that some of these documents appeared to be roadway drawings, along with other smaller documents, but she did not review them closely. Mr. Moore could not recall the documents to which Ms. Cameron referred, and did not recall coming across any “original documents” while cleaning out his office. Mr. Moore did not otherwise involve Ms. Cameron in the distribution or retention of documents.

The pile of documents was left in Mr. Moore’s office, which remained vacant until Mr. McGuire moved into Mr. Moore’s former office, after Mr. McGuire became Director of Engineering Services on a permanent basis, on June 18, 2018. At that time, Ms. Cameron recalled Mr. McGuire asking what the documents were, and she passed along Mr. Moore’s message. Mr. McGuire directed her to store the documents in

an empty cubicle. The documents were subsequently moved to a filing cabinet in Engineering Services. Mr. McGuire did not recall if he provided this direction and also did not recall what hard copy documents Mr. Moore left in the office.

As discussed in greater detail below, I conclude that a hard copy of the 2014 Golder Report was amongst the documents in the pile that Mr. Moore provided to Ms. Cameron at the time of his retirement, and which later made their way into the filing cabinet. I further conclude that it is most likely that it was this hard copy of the 2014 Golder Report that Mr. McGuire later found.

### 9.3.2. Ms. Cameron Tells Mr. McGuire and Mr. Oddi that Mr. Moore Uploaded RHVP Documents to ProjectWise

On Mr. Moore's last day as director, he received a media inquiry from the Hamilton Spectator asking for an "update on the asphalt testing on the RHVP and what's happening with plans to 'shave and pave'." This media request did not spur Mr. Moore to provide the Tradewind Report or the 2014 Golder Report to anyone. Instead, Mr. Moore directed the media inquiry to Jasmine Graham (Communications Officer (Public Works), Strategic Partnerships & Communications, City Manager's Office, Hamilton). Ms. Graham later contacted Mr. McGuire regarding the request, who subsequently directed her to Marco Oddi (Manager, Construction, Engineering Services, Public Works, Hamilton). Mr. Oddi responded to Ms. Graham with information about Engineering Services' investigation into the feasibility of HIR and later provided a much more limited response to give to the Hamilton Spectator.

In connection with this media request for asphalt testing results, and in response to a subsequent email from Ms. Graham, Ms. Cameron emailed Mr. Oddi, copying Mr. McGuire, on May 25, 2018. She wrote:

Gary uploaded a lot of Red Hill files in ProjectWise under the Directors Office (Engineering Services). Not sure if the pavement testing is there but I know it was Golder who did it.

Ms. Cameron could not specifically recall how she knew that Mr. Moore had uploaded documents to ProjectWise, but believed it was likely the result of asking Mr. Moore

(who was still working in physical proximity to Engineering Services staff), and possibly on request from Mr. McGuire to look for asphalt testing results, rather than as a result of having looked in ProjectWise herself. Ms. Cameron believed that she knew Golder had conducted the work based on emails she had previously been included on.

This email did not prompt Mr. Oddi or Mr. McGuire to seek access to the Director's Office Folder. Ten minutes after her initial email, Ms. Cameron sent a second email to Mr. Oddi and Mr. McGuire, providing a link to an S drive folder called "PMTR Report – Golder". There is no evidence to suggest that the Tradewind Report or the 2014 Golder Report were saved in the linked S drive folder that Ms. Cameron provided.

#### 9.4. Updates on the RHVP Resurfacing and HIR Suitability Study from May to August 2018

As discussed in Chapter 8, some initial concerns had been raised by Golder in early 2018 regarding the feasibility of conducting HIR on SMA. Thereafter, between June and August 2018, the City and Golder undertook the next stage of the investigation into HIR of the RHVP, as described below. By that time, regardless of the resurfacing method the City decided to use (whether HIR or a mill and overlay), the resurfacing could no longer be scheduled in 2018 and, as a result, was anticipated to take place in 2019. It was at this time that Mr. McGuire became more involved in the RHVP resurfacing project.

It is worth noting that, as Director of Engineering Services, Mr. McGuire's involvement in the resurfacing project differed significantly from that of his predecessor. Mr. McGuire's involvement was much more supervisory in nature and Mr. Becke and others in the Design section were involved at a more granular level, providing Mr. McGuire with periodic updates. I attribute this largely to the differences in experience and background between Mr. Moore, a licenced professional engineer with a background in civil engineering and considerable experience in road and pavement design, and Mr. McGuire, whose background was in land surveying. Mr. Moore had also demonstrated a particular interest and involvement in asphalt-related matters, and retained direct involvement in matters relating to the RHVP prior to his retirement. Mr. McGuire instead relied on his staff as subject matter experts, including Mr. Becke



and Susan Jacob (Manager, Design, Engineering Services, Public Works, Hamilton), both of whom were licenced professional engineers, to manage the resurfacing project in a technical and day-to-day capacity, while Mr. McGuire provided leadership and oversight.

#### 9.4.1. Golder's Proposal for the HIR Suitability Study

On June 6, 2018, after some delay, Golder provided Mr. Becke with a proposal for a two-phased study of the suitability of using HIR for the RHVP resurfacing (the "HIR Suitability Study"). This delay was related at least in part to a review of the project performed by Golder's internal risk committee.

The first phase was to determine "if it [was] possible to HIR the existing material and create a new mix with satisfactory characteristics". During the first phase, Golder would obtain and analyze pavement samples to determine the likely characteristics and amounts of the materials to be added to the HIR mix. Golder was then to present its findings to the City, and prepare special provisions (initially in draft form) to complement "the existing OPSS.MUNI 1132 specification for the HIR mix properties and execution of the HIR treatment on this particular project".

If the first phase was successful, the second phase contemplated that Golder would provide quality assurance ("QA") field and laboratory testing during construction, similar to the services provided during construction of the RHVP. The City decided to move forward only with the first phase of Golder's proposal, and issued a purchase order to Golder for \$49,810 on July 6, 2018. Dr. Uzarowski also emailed Mr. Becke with his recommendations for the sampling of the RHVP, and advised that if the samples could be retrieved soon, the work for the first phase could be done in mid-August.

However, before the sampling took place, Golder required specific sign-off from the City on certain contractual exceptions. Golder's proposed contractual exceptions flowed from discussions at its internal risk committee, and reflected Golder's view that the "very significant innovation" involved with pursuing HIR on an SMA pavement created additional risk to Golder. These contractual issues were ultimately resolved after discussions between Golder and the City in July and August 2018, and the sampling proceeded as scheduled on July 22 and August 19, 2018.

#### 9.4.2. Mr. Becke Updates Mr. McGuire on the HIR Suitability Study

Mr. McGuire had not been involved in the details regarding Golder's proposal for the HIR Suitability Study. On June 27, 2018, Mr. Becke provided him with a lengthy, detailed update on the project, which Mr. McGuire described in his testimony as the "most comprehensive review" that he would have received up to that point. Mr. Becke included a description of Golder's retainer and the sampling to be conducted, information that Mr. Becke had received from the MTO about the MTO's HIR contract near Thunder Bay (including that the City could attend on-site to observe and enquire about the HIR process and the MTO's intention to conduct additional HIR resurfacings if the Thunder Bay project was successful), and information on HIR technology (including its benefits, how it had been used in British Columbia, that the HIR technology had changed since its prior use in Hamilton, and that Mr. Becke was not aware of local contractors who offered the technology).

#### 9.4.3. Media Interest in RHVP Resurfacing and Asphalt Testing

In July 2018, Mr. McGuire was interviewed by the Hamilton Spectator for an article related to RHVP asphalt testing and the upcoming resurfacing. The article was published on July 19, 2018. Mr. McGuire testified that this was likely his first media interview since becoming the Director of Engineering Services.

The article included the following three paragraphs about prior testing conducted on the RHVP:

Last December, the city took smaller samples of the asphalt to test the viability of recycling. At the time, the city's former engineering director said they were aware some people felt the RHVP was slippery; that was part of the motivation for testing the asphalt.

McGuire said those test results came back "inconclusive," but the city believes "hot in place" is possible.

In December 2015, friction testing on the Red Hill also came back as "inconclusive," with the consultant recommending further testing. Instead, the city opted to move ahead with repaving ahead of schedule.

I am satisfied that Mr. Moore was the source of Mr. McGuire's statement that test results were "inconclusive". "Inconclusive" was a description that Mr. Moore had previously used. Mr. Moore likely conveyed this characterization to Mr. McGuire during a meeting they attended with Ms. Graham shortly before Mr. McGuire's interview with the Hamilton Spectator, the purpose of which was to update Mr. McGuire on what Mr. Moore had conveyed to the Hamilton Spectator in the past and what the reporters were asking for in particular. Mr. McGuire testified that he texted Mr. Moore following his interview because Mr. McGuire was looking for more information on what Mr. Moore had previously told the Hamilton Spectator regarding the testing done in December 2017 (presumably the field testing in the Golder Pavement Evaluation, discussed in Chapter 8). In his text message response, Mr. Moore described a two-step testing process, writing: "The first set of tests was to confirm material properties this set of sampling is to prepare pavement mix recommendations for tendering!"

The Hamilton Spectator article did not attribute to Mr. McGuire the information in the third paragraph excerpted above, related to the December 2015 testing or the City's decision to proceed with repaving instead of conducting further testing as recommended, and there is no evidence that Mr. McGuire discussed these topics during his interview. Instead, it is likely that the Hamilton Spectator included this information based on content from its past articles, including the July 15, 2017 article titled "Highway traffic tragedies: Why are there so many crashes on the Red Hill?", in which such information was attributed to Mr. Moore.

While Mr. McGuire confirmed in his testimony that he reviewed the July 19, 2018 article after it was published, and later reviewed the July 2017 article, there is no evidence that, following his review of the articles, Mr. McGuire asked anyone about the 2015 friction testing referred to in the articles or the informal chart referenced in the July 2017 article. Mr. McGuire also testified that he was not aware of any link between inconclusive friction testing and the decision to resurface the RHVP or, more generally, that concerns regarding slipperiness of the RHVP pavement had partly motivated the City's decision to resurface the RHVP, as was suggested in the articles.

#### 9.4.4. Golder Performs Sampling and Contacts the MTO

As mentioned, Golder removed samples from the RHVP southbound and northbound lanes for the HIR Suitability Study on July 22 and August 19, 2018, respectively. The

City also installed replacement pavement reflectors (also known as “cat’s eyes”) on the RHVP around this time.

Between the sampling of the southbound lanes and northbound lanes, Mr. Becke contacted Heather Bell (Senior Bituminous Engineer, Bituminous Section, Materials Engineering & Research Office, Highway Standards Branch, Provincial Highways Management Division, MTO), with whom he had spoken several weeks earlier regarding HIR. He asked about the status of the MTO’s HIR project and the possibility of a site visit by City staff, and provided her with an update on the City’s consideration of HIR for the RHVP.

#### 9.4.5. Mr. Becke Receives the Tradewind Report from Golder

In his testimony at the Inquiry, Mr. Becke recalled briefly discussing RHVP testing results with Dr. Vimy Henderson (Pavement & Materials Engineer, Golder) while they were on-site for the HIR Suitability Study sampling. However, Mr. Becke could not recall the details of this discussion and Dr. Henderson could not recall the conversation at all. Mr. Becke testified that, during this discussion, he told Dr. Henderson “all [he] heard was that the results were inconclusive”, but that he had not seen the results, and that this prompted Dr. Henderson to offer to send the report. Mr. Becke testified that he did not specifically know which results were inconclusive. Mr. Becke’s evidence was that he and Dr. Henderson did not discuss the details of the report to which Dr. Henderson referred.

As a result of the conversation between Mr. Becke and Dr. Henderson, Dr. Uzarowski emailed a copy of the Tradewind Report to Mr. Becke on August 27, 2018 (copying Dr. Henderson), writing, “[a]s requested, please find attached the 2014 report on friction on RHVP and the Linc prepared by Tradewind Scientific”.

Mr. Becke’s evidence was that this was the first time he received the Tradewind Report. Mr. Becke testified that he was not aware at that time that the Tradewind Report was an appendix to the 2014 Golder Report. He also testified that he did not read the Tradewind Report immediately after receiving it due to a vacation, but that he understood it was a report related to friction based on his discussion with Dr. Henderson. According to his testimony, Mr. Becke had, however, read the Tradewind

Report by September 11, 2018, when he indirectly referred to it in an email with Mr. McGuire and Mr. Oddi relating to the VFM audit, writing:

I was speaking to Ludomir [Uzarowski] last week and he sent it to me then . This is the first I have seen this report. I have read it and I have questions for him but I have not had a chance to talk to him since. I am not sure what was done with that report.

For his part, Mr. McGuire testified that he believed Mr. Becke was referring to a different Golder project — the PMTR — in this email exchange. Neither apparently realized that they were speaking at cross purposes.

Mr. Becke did not otherwise discuss or distribute the Tradewind Report to anyone at that time, or make inquiries as to whether the further investigation recommended by Tradewind in the Tradewind Report had been done. Mr. Becke did not upload the Tradewind Report to ProjectWise until several weeks later, in November 2018, as discussed further in Chapter 10. As well, Mr. Becke did not take steps to address the questions that he testified he had about how the UK standard referred to in the Tradewind Report applied to Ontario roads, and the difference between the RHVP and LINC friction values. Mr. Becke testified that he “was trying to digest what [he] read”.

## 9.5. The Value for Money Audit

In the summer of 2018, Domenic Pellegrini (Senior Internal Auditor, Office of the Auditor General (Audit Services), City Manager’s Office, Hamilton) began a value for money audit looking into how the City tracked and managed pavement performance (the “VFM Audit”). The Office of the Auditor General (also called “Audit Services”) wanted to determine if the City had underperforming pavements, either on specific roads or systemically. To this end, Audit Services was interested in whether the performance of the City’s existing pavement infrastructure was being tracked against how it was expected to perform. Mr. Pellegrini testified that his role in the VFM Audit was to evaluate whether the money being spent on the City’s road network was producing good value in terms of how well City roads were preserved, maintained, and repaired.

By August 2018, Mr. Pellegrini had attended a couple of meetings with Mr. McGuire's staff in Engineering Services, and had obtained the "Lincoln Alexander Parkway and Red Hill Valley Project Sustainability Plan", prepared by Stantec in 2007 (the "Stantec Sustainability Plan"). The Stantec Sustainability Plan, described in Chapter 2, set out predicted pavement life cycles for the pavement on the RHVP and LINC. Mr. Pellegrini had a number of questions about the actual expenditures and pavement treatments on the RHVP and LINC, as compared to the predictions in the Stantec Sustainability Plan and the implications for the performance and life cycle of the pavement, which he emailed to Mr. McGuire and Richard Andoga (Senior Project Manager, Infrastructure Programming, Asset Management, Engineering Services, Public Works, Hamilton) on August 24.

Later on August 24, Mr. McGuire emailed the managers in Engineering Services, including Mr. Oddi, Ms. Jacob, and Erika Waite (Senior Project Manager, Infrastructure Programming, Asset Management, Engineering Services, Public Works, Hamilton), copying Ms. Cameron. Mr. McGuire expressed his concern about Mr. Pellegrini's discussions with Engineering Services' staff that had occurred without Mr. McGuire's knowledge. He directed that all staff should escalate inquiries relating to compliance, risk, regulatory, or audit functions to the manager level, and that the managers should engage him as needed. Mr. McGuire explained in his testimony that he believed he was aware that Audit Services had been speaking to his staff, but was not aware prior to Mr. Pellegrini's email that Audit Services had commenced an audit.

In late August 2018, Mr. McGuire told Mr. Pellegrini that Dipankar Sharma (Senior Project Manager, Continuous Improvement, Engineering Services, Public Works, Hamilton) would be his main point of contact in Engineering Services on the VFM Audit. Mr. Sharma testified that his role in the VFM Audit was to deliver data and comply with audit requests.

Mr. Pellegrini testified that he had more difficulty getting answers from Engineering Services staff for the VFM Audit after August 2018.

On September 20, Mr. Pellegrini emailed Mr. Sharma a draft scope for the VFM Audit, which included investigation items specific to the RHVP and LINC. The RHVP and LINC-specific items included comparing the actual expenditure and treatment cycle to

date to the budgeted assumptions made in the life cycle cost analysis; assessing the performance of the perpetual pavement used on these roads; and verifying whether a study had been performed that confirmed whether that the 50-year life of these assets was still attainable at the cost initially budgeted. Subsequent work on and discussions related to the VFM Audit throughout 2018 and into early 2019 is discussed in Chapters 10 and 11.

## 9.6. A Confluence of Events Related to RHVP on August 30, 2018

The events leading up to and on August 30, 2018, were the start of events that led to Mr. McGuire finding the Tradewind Report. This section captures the many RHVP-related events on and in the days leading up to August 30, and Mr. McGuire's actions that evening, and in the days that followed.

It should be noted that although the events around this time, and those that follow, were relatively recent when the Inquiry commenced, many witnesses testified that they had limited recollections of these events, in the absence of any related documentation. This posed significant challenges for the Inquiry.

As part of the regular meetings Mr. McKinnon had put in place for various managers and directors in Public Works, including for Engineering Services and for Traffic to discuss their respective projects on the RHVP and LINC (the origins of which are discussed in Chapter 8), a meeting was scheduled for August 30, 2018. At the time, Engineering Services was working on the resurfacing project and the Lighting Study, while Traffic was working on an updated memo regarding the RHVP and LINC, the Speed Limit Study, and the 2017 Annual Collision Report (described below).

Those invited to this meeting, which is discussed in further detail below, included at least Mr. McKinnon; Mr. McGuire, who was still new to his role of Director of Engineering Services at the time; David Ferguson (Superintendent, Traffic Engineering, Traffic Operations & Engineering, Roads & Traffic, Public Works, Hamilton); and Edward Soldo, the new Director of Roads & Traffic.



Mr. Soldo started at the City on July 31, 2018, following Betty Matthews-Malone's retirement (from the role of Director, Roads & Traffic, Public Works, Hamilton). Mr. Soldo was a licensed professional engineer with a background in civil engineering and prior municipal experience in similar roles.

Mr. McKinnon explained his role at these meetings related to matters pertaining to the RHVP and LINC was largely to facilitate discussions between his directors, managers, and subject matter experts. Given the size of his portfolio, Mr. McKinnon considered that his role did not permit him to delve into the details of projects undertaken by his department.

### 9.6.1. The Work of Traffic Leading Up to the August 30, 2018 Meeting

As mentioned, in August 2018, Traffic staff were working on the Speed Limit Study and the 2017 Annual Collision Report.

The 2017 Annual Collision Report was a report that provided information about collisions and collision statistics across the City's road network, including on the RHVP and LINC. It was originally intended to be presented to the Public Works Committee ("PWC") in the fall of 2018, but was ultimately presented to the General Issues Committee ("GIC") on February 6, 2019, as discussed in Chapter 11. Its preparation in 2018 and presentation in 2019 marked the City's resumption of its publication of reports summarizing network-wide traffic collision statistics, which, as discussed in Chapter 5, had not been published since 2010.

Two sections of the 2017 Annual Collision Report dealt with collision statistics for the RHVP and LINC in particular: Section 6 addressed the collision trends over five years (2013 to 2017) for both roadways, while Section 7 provided the trends for just the 2017 data. The 2017 Annual Collision Report had not yet been finalized in August 2018, but Traffic staff had prepared draft presentation slides related to the report, which were sent to Mr. Soldo in mid-August. Among the data points and collision factors listed in the presentation were lighting condition, road surface condition, driver action, impact type, and severity. Both Sections 6 and 7 identified a high proportion of collisions occurring on the RHVP under wet surface conditions (65% and 70%, respectively).

Mr. Soldo testified that he reviewed the preliminary materials in respect of the 2017 Annual Collision Report that he received from his staff, although he did not recall when he reviewed them. Mr. Soldo testified that by August or September 2018, he was aware of the following: that there was a high proportion of wet surface collisions on the RHVP; that the City had been implementing various collision countermeasures; and that the “prevailing theme” from prior reports and analysis about the cause of RHVP collisions (and as conveyed by Martin White (Manager, Traffic Operations & Engineering, Roads & Traffic, Public Works, Hamilton) and Mr. Ferguson) was driver behaviour and, in particular, speed. Mr. Soldo testified that, in August 2018, as a result of his review of the draft 2017 Annual Collision Report, he considered the high proportion of wet surface collisions on the RHVP to be of interest, but that it was one characteristic that had to be considered within the overall context, and that he required more information. It is possible that Mr. Soldo had come to that conclusion by August 2018; however, in the absence of any documentation regarding Mr. Soldo’s view of the safety of the RHVP at that time, I found much of his evidence on when he became aware of the information above and what he took from the draft 2017 Annual Collision Report to be coloured by hindsight.

Mr. Soldo did not recall any specific discussions with Mr. Ferguson and Mr. White about friction testing at this time (including that CIMA had recommended friction testing in 2013 and 2015), although Mr. Soldo believed he would have been aware that it had been recommended and would have understood that friction testing was completed based on Appendix A to Report PW18008. Report PW18008 was sent to Mr. Soldo on August 21, as discussed below. Mr. Soldo did not recall Mr. Ferguson or Mr. White telling him that they had previously attempted to obtain friction test results and had been unsuccessful.

In advance of the meeting on August 30, 2018, Mr. Ferguson prepared and circulated a memo to Mr. McKinnon, Mr. Soldo, Mr. McGuire and Mr. White on August 21, 2018 (the “August 2018 RHVP/LINC Update Memorandum”). The purpose of the memo was to update Mr. McKinnon on the status of the action items and bring Mr. Soldo, as the new Director of Roads & Traffic, up to speed.

The August 2018 RHVP/LINC Update Memorandum included an update on action items identified in an earlier memo, prepared in March 2018, which summarized

RHVP and LINC collision issues and trends (the “March 2018 RHVP/LINC Collision Memorandum”), based on information Traffic obtained from the 2018 CIMA Collision Memorandum and subsequent discussions with CIMA and amongst Public Works senior management regarding the severity of RHVP collisions (as discussed in Chapter 8). The August 2018 RHVP/LINC Update Memorandum also included an update on the status of consultant reports (referring to work being done by CIMA), the installation of end-to-end illumination, and the scheduling of RHVP and LINC resurfacing (all which were listed as ongoing), among other items. Mr. Ferguson also provided some background materials, including the March 2018 RHVP/LINC Collision Memorandum and Report PW18008, to Mr. Soldo for his review.

The August 2018 RHVP/LINC Update Memorandum included some details regarding collision statistics for the RHVP and LINC, including the following statement: “RHVP/ LINC collisions appear to be down 30-40% in 2018 compared to 2017 numbers. Wet and Dry trends continue to be evident in collision data”. The memo included two pie charts, one for each of the RHVP and LINC, illustrating the percentage of collisions occurring under various road surface conditions (including dry, wet, loose snow, ice, slush and other) from the 2013 to 2017 collision data. The charts identified that 14% and 65% of collisions occurred in wet surface conditions on the LINC and RHVP, respectively. A breakdown of the number of collisions by month and year for the RHVP and LINC between 2013 and 2017 was also included in the memo. None of the other charts from the 2017 Annual Collision Report presentation slides sent to Mr. Soldo the week prior were referenced in the August 2018 RHVP/LINC Update Memorandum.

### 9.6.2. Mr. McGuire’s Involvement in the Lighting Study in Advance of the August 30, 2018 Meeting

On August 27, 2018, Mr. McGuire and the staff from the Geomatics & Corridor Management section met with Brian Malone (Partner, Vice-President, Transportation, CIMA) and others from CIMA for a progress meeting on the Lighting Study. As discussed in Chapter 8, by the time of this meeting, CIMA had already advised members of the City’s team on this project that there was no documentation indicating that continuous illumination was precluded on the RHVP. At the August 27 progress meeting, CIMA provided updates on the operational safety analysis it was undertaking as part of the Lighting Study’s mandate, including that “wet surface collisions continue to be [sic]

major factor” on the RHVP and that, while “some extreme speed of 140 km/h was observed during off-peak periods”, the speed differential between travel lanes on the RHVP was less concerning in comparison to the LINC. Mr. McGuire testified that he was already aware of wet surface issues at the time, through articles in the Hamilton Spectator and Mr. Ferguson’s August 2018 RHVP/LINC Update Memorandum.

Mr. Malone testified that he and Mr. McGuire had a private discussion immediately following the August 27, 2018 progress meeting, at Mr. McGuire’s request. Mr. McGuire did not recall this discussion at all. According to Mr. Malone, during this discussion, Mr. McGuire advised Mr. Malone that he and his group were reviewing different paving options for the resurfacing of the RHVP. Mr. Malone provided Mr. McGuire with a summary of CIMA’s past findings, including the potential connection between surface friction values and wet surface collisions. Mr. McGuire also told Mr. Malone that he would send some additional information, which I address below.

### 9.6.3. Meeting(s) on August 30, 2018

As noted, Mr. McKinnon met with staff from Engineering Services and Traffic, including at least Mr. McGuire, Mr. Soldo, and Mr. Ferguson, to discuss the RHVP, among other topics on August 30, 2018. This was the regular pre-scheduled meeting referenced above. Mr. McKinnon had also arranged a lunch later the same day with Mr. McGuire and Mr. Soldo, during which they may have continued to discuss the RHVP, although the evidence regarding the topics discussed during this lunch was unclear.

Although Mr. Soldo testified that he might have asked for this meeting following his review of the 2017 Annual Collision Report presentation slides, I find that this meeting was one of Mr. McKinnon’s previously arranged meetings of directors and managers in Public Works to discuss the RHVP and LINC. Regardless of how the meeting was initiated, it provided an opportunity for Mr. McKinnon and key Public Works staff to meet to discuss ongoing issues related to the RHVP.

Regrettably, there are no contemporaneous notes or minutes from the meeting on August 30. The attendees at this meeting who testified at the Inquiry did not have a clear recollection of the topics discussed. I take from the documents prepared before and after the meeting that, at a minimum, the attendees discussed resurfacing of the RHVP, the Lighting Study, and the RHVP collision history, including the proportion

of wet surface<sup>4</sup> collisions (although I do not find that the latter topic was the primary purpose or focus of the meeting, as was suggested in a preliminary reconstructed timeline of events prepared by staff several months later, following the discovery of the Tradewind Report, and described in Chapter 11). There is no indication that friction levels or friction testing in particular were discussed.

Mr. Soldo and Mr. Ferguson also discussed a paragraph in the August 2018 RHVP/LINC Update Memorandum related to Traffic's receipt of certain notices of impending legal action at the meeting. The paragraph they discussed stated: "[i]t should be noted that some of the claims are a result of poor design and poor pavement conditions". Mr. Soldo testified that he found this language unclear, as he did not understand if "poor design and poor pavement conditions" reflected the allegations in the claims or Mr. Ferguson's own assessment that there were "poor design and poor pavement conditions". Additionally, in Mr. Soldo's view, the language was inconsistent with the prevailing explanation of the RHVP accident history, which he understood identified speeding and driver behaviour as the primary factors leading to collisions. There is no evidence that the attendees at the August 30 meeting discussed whether they should investigate poor design or pavement conditions, as referenced in the August 2018 RHVP/LINC Update Memorandum. Although Mr. Soldo did not anticipate additional distribution of the memo, he directed Mr. Ferguson to revise this language of the paragraph. Mr. Ferguson subsequently removed this language from the memo.

#### 9.6.4. Mr. McGuire Develops an Interest in Asphalt-Related Information

The August 30, 2018, meeting appears to have prompted Mr. McGuire to take a number of steps, which ultimately resulted in his discovery of documents related to the Tradewind Report that evening.

---

<sup>4</sup> I note that the terms "wet weather" and "wet surface" issues were often used interchangeably, both in documents and in witness testimony. While the concepts may be interrelated, they are in fact distinct. As I understand the evidence, concerns regarding the RHVP's collision statistics were not limited to collisions occurring in wet weather, but more broadly to those occurring in wet surface conditions. As such, where I am satisfied that a witness intended to convey the broader "wet surface" when referring to "wet weather", I have utilized that terminology.

First, in the morning of August 30, 2018, apparently in the midst of the meeting with Mr. McKinnon and Traffic staff, and presumably as a result of discussion regarding resurfacing, Mr. McGuire emailed Mr. Becke and Ms. Jacob, asking for an update on HIR. Ms. Jacob responded later that day, advising that the MTO's HIR project had been delayed to September and that Golder had not completed its work on the RHVP samples to determine if HIR was feasible for SMA. Ms. Jacob described that it was "still at an experimental stage". She also noted possible opposition from local contractors if the City proceeded with HIR. She advised that "[i]f everything goes well, possible tender towards April 2019 for implementation in July/August 2019". Mr. McGuire responded, "[s]hould we consider just going with a conventional paving method."

Accordingly, by August 30, 2018, after receiving Ms. Jacob's response, at the latest, Mr. McGuire understood that, although the feasibility of HIR for SMA was still being assessed, if HIR was determined to be feasible, there would be hurdles and possible delays associated with using HIR for the RHVP as identified by Ms. Jacob. While Mr. McGuire may not yet have connected wet surface collision issues with the question of whether the City should be reusing the material in the RHVP SMA, by this time he understood that there were wet surface collision concerns about the RHVP, and was beginning to consider whether there were performance issues with the SMA material under consideration for reuse. This is consistent with his discussion with Mr. Malone on August 27, during which, according to Mr. Malone, they discussed resurfacing and CIMA's past findings, including the potential connection between friction and wet surface collisions, as noted above.

Second, later in the day on August 30, Mr. McGuire emailed the managers in Engineering Services, copying Ms. Cameron, asking for RHVP asphalt testing reports, by which he meant the results from the Golder Pavement Evaluation. He wrote:

Prior to asking Gary are there copies of the asphalt testing reports that reviewed the material on the RHVP.

I believe there were samples sent over seas for testing.

Please advise if you have copies that we can use in the assessment of the Hot in Place review and RHVP / Linc works underway.

Let me know one way or the other if you have these please.

In testimony, Mr. McGuire could not recall if he received any responses or documents in response to his email, and did not believe he spoke with Mr. Moore at this time.

However, Ms. Cameron testified that approximately one week after Mr. McGuire's August 30 email, she directed Mr. McGuire to the filing cabinet described above, in which the documents from Mr. Moore's office were stored. She testified that Mr. McGuire either brought the stack of documents from the filing cabinet to his office, or directed Ms. Cameron to do so (or some combination of both).

Mr. McGuire's search for asphalt test results on August 30, may (at least in part) have also been what precipitated Mr. McGuire's search of ProjectWise, and specifically the Director's Office Folder, later that evening.

#### 9.6.5. Mr. McGuire Finds RHVP Friction Testing Information in ProjectWise on August 30, 2018

##### 9.6.5.1. *Mr. McGuire Finds Two Emails Related to RHVP Friction Testing*

In the evening on August 30, Mr. McGuire looked through ProjectWise. I am satisfied that he opened and forwarded two emails regarding friction testing on the RHVP, that were saved in the Director's Office Folder, shortly after 7:00 pm. Both emails had been uploaded to ProjectWise by Mr. Moore prior to his retirement, on May 15.

The first email was the January 2014 Uzarowski Email, discussed in Chapter 6, in which Dr. Uzarowski summarized the 2007 MTO and 2013 Tradewind friction testing results for Mr. Moore.

Mr. McGuire forwarded this email to Mr. Malone at 7:11 pm. Mr. McGuire's covering email to Mr. Malone stated in full: "This is a study of the RHVP prior to opening. FN of around mid 30s". Mr. McGuire's email did not include any further information, or context for sending this to Mr. Malone at this time.



The second email, discussed in Chapter 7, was the December 2015 Uzarowski Email, in which Dr. Uzarowski sent Mr. Moore a standalone copy of the Tradewind Report as an attachment. The metadata from the second email identified that it was also forwarded, at 7:13 pm, two minutes after Mr. McGuire's email to Mr. Malone. However, the metadata did not provide any details regarding the identity of the sender or the recipient of the message.

ProjectWise had an audit trail function. The audit trails for these emails did not capture that either was opened or forwarded on August 30. The absence of the forwarded email or a record in the audit trail limits the certainty with which findings can be made regarding the second email sent on August 30.

Despite this, I find that Mr. McGuire was the sender of the second email, which attached the Tradewind Report. Although Mr. McGuire could not recall opening and forwarding this email, he acknowledged that it was unlikely that anyone else would have been in the Director's Office Folder at that time. Few people had access to this folder and Mr. McGuire was in the folder, after regular business hours, only minutes before, as evidenced by the fact that he forwarded the first email to Mr. Malone. He accessed and forwarded the emails in some manner that did not generate an audit trail for either email, but I find he did not intentionally avoid generating an audit trail.

Regarding the recipient of the second email, all of the individuals who were the most likely recipients, including Mr. Malone and Mr. McKinnon, denied receiving this email attaching the Tradewind Report from Mr. McGuire. In the absence of any documentary evidence or testimony on this issue, I am unable to determine the identify of the recipient of the second forwarded email.

There is insufficient evidence to conclude that Mr. McGuire opened the attached Tradewind Report at this time. I note that the following day, on August 31, Mr. McGuire emailed Mr. McKinnon a link to the July 2017 Hamilton Spectator article (titled "Highway traffic tragedies: Why are there so many crashes on the Red Hill?"), excerpting certain quotes related to friction testing from that article, without any context in his email. There is no evidence, however, that Mr. McGuire provided Mr. McKinnon with the January 2014 Uzarowski Email. Neither Mr. McGuire nor Mr. McKinnon were able to provide any definitive insight or context for Mr. McGuire's August 31 email. Mr. McGuire believed it to be related to his consideration of whether to proceed with using

HIR to resurface the RHVP. He testified that, by this time, he was “beginning to fold in the performance or perceived performance of the existing material” of the SMA surface course into this decision, but he did not believe the email was related to the friction testing information he located the evening prior.

*9.6.5.2. Mr. McGuire Contacts Mr. Malone for Assistance Regarding RHVP Friction Testing Results*

Mr. McGuire’s email to Mr. Malone, in which he forwarded the 2014 Uzarowski Email, did not include any reason for providing Mr. Malone with the friction-related information in the January 2014 Uzarowski Email, nor did it contain any specific question or request for assistance. Mr. McGuire was unable to clarify this in his testimony. However, Mr. Malone’s emails in response, as well as his testimony at the Inquiry, establish that Mr. McGuire was seeking further information from Mr. Malone that would assist Mr. McGuire in understanding the significance of past friction testing on the RHVP.

I find that Mr. McGuire and Mr. Malone had a discussion related to friction testing on either August 27 or on August 30 (before Mr. McGuire emailed Mr. Malone), although neither Mr. McGuire nor Mr. Malone had a recollection of a discussion on August 30. This finding is supported by Mr. Malone’s subsequent response to Mr. McGuire’s email on September 4, 2018, in which Mr. Malone referred to a discussion they had “last Thursday” (being August 30), during which Mr. Malone understood Mr. McGuire to have advised “that additional testing had been done, either in 2014, or subsequent to the Nov 2015 CIMA report which recommended friction testing”. Mr. McGuire testified that he could not recall what “additional testing” Mr. Malone referred to in his email, but that it was possible that he told Mr. Malone about the December 2015 testing referred to in Hamilton Spectator articles.

Mr. McGuire was seeking assistance from Mr. Malone regarding the friction testing results. Mr. McGuire testified that he was “still trying to figure out what it means to repurpose this HIP or this SMA” and that he thought he was “just handing this over to Brian [Malone] for a look.”

Mr. Malone testified that when he received Mr. McGuire’s August 30 email, he understood this to be the additional information that Mr. McGuire had told Mr. Malone he would send along in their discussion on August 27, after the progress meeting on

the Lighting Study, described above. After reviewing the email, Mr. Malone realized that the email contained the same information that he had received from Mr. Moore in August 2015.

Mr. Malone understood Mr. McGuire to be seeking assistance related to friction testing. Mr. Malone articulated this understanding in his response to Mr. McGuire and in an email to his CIMA colleagues on the subject, both sent on September 4, 2018. In his email to colleagues, Mr. Malone canvassed internal expertise within CIMA to respond to a request from the City, which Mr. Malone described as seeking assistance in “interpreting pavement friction testing results they have received”. Mr. Malone further advised that “[t]he issue may expand into discussion of pavement design as well.” Mr. Malone testified that he did not, himself, have expertise in interpreting pavement friction testing results at that time, and that he contacted his colleagues to try to determine what expertise was available within CIMA to assist in that regard. It seems unlikely that Mr. Malone would have had sufficient information from Mr. McGuire’s August 30 email alone to come to this understanding. Both emails (and the absence of a response from Mr. Malone seeking clarification) suggest that Mr. McGuire gave Mr. Malone more context to understand why Mr. McGuire sent him the friction information.

In his response to Mr. McGuire on September 4, Mr. Malone advised Mr. McGuire that Mr. Moore had previously provided him with the results in August 2015, prior to CIMA’s completion of its two safety reports in 2015 (the 2015 CIMA Report and the 2015 CIMA LINC Report). Regarding these results, Mr. Malone wrote that “[u]nfortunately, they failed to offer an ability to quantify any friction problem that may be a source of the collision performance”. He also wrote:

What was missing when we viewed these figures back in 2015 was an identification of a threshold or relative comparison. The paper does make brief mention (top of Page 146) of ‘expected’ FN values of 30. Gary may have had the view that because the RHVP values were higher than that they were acceptable. However, when I asked what values MTO used as the ‘acceptable’ friction levels he said he did not know. He also he stated that the City did not have a number. It was also not clear if the ‘expected’ value was for SMA pavements in their early, slippery, stages. As can be seen in the graph in the paper, friction values are much higher

later in the SMA life. We don't know if this typical improvement with time occurred on the RHVP.

Mr. Malone provided Mr. McGuire with information about friction numbers from the ASTM E274 testing standard and the US Federal Highway Administration, which explained that friction values are relative numbers that can be used to compare to that of other pavements or changes in skid resistance over time, and that results obtained with friction test equipment represent the frictional properties obtained with that specific equipment, and do not necessarily correlate with other methods.

The January 2014 Uzarowski Email expressly stated that “[i]n 2013, the Friction Numbers were measured on the RHVP in both directions by Tradewind Scientific using a Grip Tester”. Despite this reference to “2013” and “Tradewind” in that email, both Mr. McGuire and Mr. Malone appeared to have focused only on the 2007 MTO friction testing results referenced in that email. In testimony, Mr. McGuire acknowledged that from the language used in his August 30 covering email (“[t]his is a study of the RHVP prior to opening”), it appeared that he did not note at the time that the January 2014 Uzarowski Email also referenced results from testing conducted in 2013. Mr. McGuire testified that he did not believe he read the January 2014 Uzarowski Email in great detail. For his part, Mr. Malone did not draw Mr. McGuire’s attention to the 2013 testing in his response. He testified that he expected that Mr. McGuire was aware of those results, because they were included in the email sent by Mr. McGuire. Mr. Malone testified that he maintained his understanding that both tests referred to in the email were conducted by the MTO, based on the information Mr. Moore had provided him back in August 2015, discussed in Chapter 7.

*9.6.5.3. Mr. McGuire’s Understanding of the Friction-Related Information from Mr. Malone*

Mr. McGuire testified that he learned from Mr. Malone’s September 4, 2018, email that Mr. Malone had previously received friction-related information from Mr. Moore in August 2015. Mr. McGuire considered the information provided by Mr. Malone to have been the “first sort of significant detailed review of friction” that he received. However, the Inquiry received no evidence to suggest that Mr. McGuire and Mr. Malone discussed Mr. Malone’s email further after Mr. Malone sent it on September

4. Similarly, while Mr. Malone received multiple responses from his CIMA colleagues on or after September 4, there is no evidence to suggest that the matter proceeded further within CIMA beyond perhaps some preliminary discussions.

Mr. McGuire did not share the information he received from Mr. Malone with anyone at the City, or advise Mr. McKinnon of his discussions with Mr. Malone. Mr. McGuire testified that he understood from Mr. Malone's response that CIMA already had this information, and assumed that Mr. Malone had "folded that into whatever work he's done on behalf of the City." He also did not speak to Mr. Moore to obtain additional information about the documents located in ProjectWise. In particular, Mr. McGuire did not ask Mr. Moore if there was additional testing either on the RHVP or LINC that could be used as a comparison to the MTO data as Mr. Malone had proposed, or, more generally, whether there was any more documentation or reports pertaining to the information in the January 2014 Uzarowski Email Mr. McGuire had discovered. Although Mr. Malone had referenced possible difficulties in correlating results from different equipment in his September 4 email, Mr. McGuire did not speak to Golder or seek out another consultant to confirm if the testing equipment used in 2007 and 2013 was comparable (recognizing that Mr. McGuire may not have taken note of the latter testing at the time).

#### *9.6.5.4. Mr. McGuire Asks Mr. Ferguson for the 2015 CIMA Report*

Later in the evening of August 30, 2018, after Mr. McGuire had opened and forwarded the two emails sent by Dr. Uzarowski, Mr. Ferguson emailed a revised version of the August 2018 RHVP/LINC Update Memorandum to Mr. McKinnon, Mr. Soldo, Mr. White, and Mr. McGuire. Mr. McGuire replied to Mr. Ferguson less than twenty minutes later, asking for a copy of the 2015 CIMA Report.

Mr. Ferguson replied that he had a copy, and that his group (Traffic) was in the process of setting up "a common file folder that everyone can access" and that they would "save all the documentation there". He advised that he would circulate the link once the folder was completed in a week or two. Mr. McGuire responded that his group would "put all the results of our studies" in the folder once set up. Mr. Ferguson shared a link to an S drive folder on September 5, 2018. This S drive folder was the centralized location for staff to store RHVP and LINC-related safety evaluations and other documents, created in furtherance of Mr. McKinnon's direction. There is no evidence, however,

that Mr. McGuire saved either of the emails he found in ProjectWise on August 30, 2018, in the S drive folder after the link was provided to him.

## 9.7. Continued Public Works Projects on the RHVP in September 2018

### 9.7.1. Traffic Continues to Work on RHVP Collision Reporting

On August 31, 2018, CIMA emailed Mr. Cooper a draft of the Speed Limit Study report. It recommended that the RHVP's 90 km/h speed limit be maintained.

In the draft report, CIMA analyzed different methodologies for evaluating speed limits and summarized the results of its review of the speed data it collected. The draft report set out that 24-hour speed traffic data was collected continuously for one week from three locations on the RHVP and LINC, between May 24 and 31, 2018, to evaluate the prevailing traffic conditions. CIMA summarized the speed data in a table that listed the 85<sup>th</sup> percentile speed, the average speed, and the upper limit of 16 km/h pace for each location and direction. For the RHVP, the 85<sup>th</sup> percentile speed ranged between 90 km/h (the posted speed) and 103 km/h, and the average speed ranged from 88 km/h to 100 km/h (the design speed). Similar observations were made during both peak and off-peak periods. CIMA concluded, based on a review of the speed data, that "traffic was traveling at, or slightly above, the posted speed limit of 90 km/h along both highways".

City staff, including at least Mr. Ferguson and Mr. Cooper, reviewed the draft report, and did not request any changes other than the correction of a few grammatical errors. Mr. Ferguson expressed his support for CIMA's recommendations following his review of the draft. The Speed Limit Study report was finalized on October 22, 2018. It was ultimately presented to the GIC on February 6, 2019, as discussed in Chapter 11.

Concurrently, Traffic staff continued to prepare the draft staff report to PWC regarding the 2017 Annual Collision Report (which was still in draft form as presentation slides), then slated for presentation at a PWC meeting in mid-September. As with the version of the draft that staff previously circulated, staff included a summary of the two sections of the 2017 Annual Collision Report that focused on the RHVP and LINC. The draft

staff report identified that “driver behaviour is the most prevailing cause of collisions on the Red Hill Valley and Lincoln Alexander Parkway. In most instances, the action of losing control of a vehicle is a result of vehicle speed or aggressive driving behaviour.” It also identified that most of the collisions on the RHVP occurred under rain or wet road conditions, and that SMVs were the most common impact type on the RHVP. As noted above, and discussed in Chapter 11, presentation of the 2017 Annual Collision Report by staff did not occur for several months, until February 6, 2019.

### 9.7.2. Engineering Services Has Not Decided on a RHVP Resurfacing Method

Although Mr. McGuire had asked Ms. Jacob and Mr. Becke on August 30, 2018, if Engineering Services should “consider just going with a conventional paving method” for the RHVP resurfacing project, this question did not appear to have resulted in a definitive decision regarding the resurfacing method at that time.

Documents later in time suggest that Ms. Jacob considered the City to have determined that it would not be proceeding with HIR for the resurfacing by the end of August 2018. Ms. Jacob testified that, as of August 30, 2018, she felt it was time to consider proceeding with a mill and overlay, as she did not see that the HIR investigation was progressing and did not want to lose more time on a major project like the resurfacing. In her view, “the wheels of looking at conventional paving methods start[ed] rolling” as of August 30.

However, for his part, Mr. Becke, the project manager for the resurfacing, did not appear to share Ms. Jacob’s view in August 2018, although he testified that he may have been “leaning” towards a traditional mill and overlay. With his concurrence, Golder continued its work on the HIR Suitability Study at this time, making arrangements for the samples removed in July and August to be analyzed at Golder’s laboratory in Whitby. Internal Golder emails indicate that Mr. Becke advised Golder that the City required an answer on the feasibility of HIR before the first week of October.

Similarly, in email discussions on September 20, 2018, between Chris Olszewski (Project Manager, Capital Projects, Traffic Engineering, Roads & Traffic, Public Works, Hamilton), Mr. Ferguson, and Mr. White (who subsequently forwarded the



email to Mr. Soldo) regarding the items Traffic wanted included in the RHVP and LINC resurfacing scope, Mr. Olszewski wrote that Mr. Becke had advised him that “they still don’t have testing results that would dictate which asphalt method of placement they would select”.

Mr. McKinnon was unsure of when Mr. McGuire first advised him that the City was no longer considering HIR and was going to proceed with a mill and overlay for the resurfacing, but testified that this may have been in August or at some time before Mr. McKinnon was advised of Mr. McGuire’s discovery of the Tradewind Report, discussed below.

It seems possible therefore that some of the individuals involved in the resurfacing of the RHVP may have individually concluded that HIR was not a feasible resurfacing approach by the end of August 2018. However, Mr. McGuire was ultimately responsible for this decision. There is no evidence that Mr. McGuire had made, or at least conveyed to the project manager Mr. Becke, Ms. Jacob, or Mr. McKinnon, the decision to abandon HIR for the RHVP by this time.

## 9.8. Discovery of the Tradewind Report and 2014 Golder Report and Steps Taken Immediately After Discovery

Mr. McGuire found the Tradewind Report in the Director’s Office Folder in ProjectWise on September 26, 2018, and found a hard copy of the 2014 Golder Report shortly thereafter in the circumstances described below. This section addresses his discovery and subsequent actions in the period between September 26 and November 8, 2018, when Public Works received an FOI request related to friction and asphalt testing (“FOI 18-189”).

It is important to note that, while the relevant individuals all claimed at the Inquiry to have appreciated the significance of the Tradewind Report when they learned of it, most of these individuals claimed little or no specific memory of relevant conversations or meetings regarding the Tradewind Report and the issues raised by its discovery. Accordingly, a number of the dates when individuals first received or were advised of the Tradewind Report are best estimates, as these discussions were not well

documented. Many of these discussions were informal, impromptu in-person meetings or calls without calendar invitations or contemporaneous notes.

### 9.8.1. Mr. McGuire Finds an Electronic Copy of the Tradewind Report

After Mr. McGuire's discovery of emails relating to friction testing on August 30 and his subsequent discussion with Mr. Malone, he appears to have raised the issue of friction with Mr. McKinnon in September. Mr. McGuire's agenda for his standing monthly "quality time" meeting with Mr. McKinnon on September 21, 2018, included "RHVP friction testing". Mr. McGuire believed, however, that he had intended the note to capture his questions regarding what they were doing with HIR and whether there was any potential concern about reusing SMA, rather than historical friction testing results.

Five days after this meeting, on the morning of September 26, 2018, Mr. McGuire opened two emails that were saved in the Director's Office Folder: (1) Mr. Moore's January 24, 2014 email to Mr. Dzieziejko and (2) the December 2015 Uzarowski Email attaching the Tradewind Report.<sup>5</sup> Mr. McGuire's access to these emails was recorded by their respective ProjectWise audit trails.

The December 2015 Uzarowski Email is the same email and attachment that Mr. McGuire forwarded to an unidentified recipient on August 30. The December 2015 Uzarowski Email contained similar content to the January 2014 Uzarowski Email which Mr. McGuire had reviewed and sent to Mr. Malone on August 30. It is possible that Mr. McGuire had some awareness that the December 2015 Uzarowski Email included an attachment dealing with friction testing and that, on September 26, 2018, he decided to return to that email and its attachment. In any event, I am satisfied that September 26 was the first time that Mr. McGuire accessed the Tradewind Report and became aware of its contents.

Mr. McGuire provided limited insight into what prompted him to look in the Director's Office Folder that morning, stating at the Inquiry:

---

<sup>5</sup> For clarity, this version of the Tradewind Report was not appended to the 2014 Golder Report and did not include a draft watermark.

That's a great question. I'm not really sure I can answer it. I think given sort of the confluence of activity that's taking place around the hot in-place and what we're doing with the resurfacing, et cetera, maybe, you know, I just poked around inside that file set to see if there's anything else or anything that might be of value.

Mr. McGuire testified that he read the Tradewind Report after he opened it on September 26. The audit trail for the document shows that he had it open for just over three hours. Mr. McGuire's initial thoughts on reading the Tradewind Report were that it contradicted the public statements made by City staff regarding friction testing on the RHVP. He testified:

Well, I was -- I mean, I was surprised that it was a report. You know, I'm aware from previous media and interviews that the City's position or the City's statements [were] there was just an informal chart. This is not an informal chart; it's a report. So yeah, that was kind of my first take of that.

#### 9.8.2. Mr. McGuire or Ms. Cameron Finds the 2014 Golder Report and Ms. Jacob Prepares a Summary

Mr. McGuire raised the Tradewind Report with Ms. Jacob in the evening of September 26, 2018. He testified that he approached Ms. Jacob because he wanted to know if she was already familiar with the Tradewind Report, and also because he wanted her views on it. Both Mr. McGuire and Ms. Jacob stated in their testimony that she was not aware of the Tradewind Report prior to this. Ms. Jacob recalled that Mr. McGuire brought a hard copy of the standalone Tradewind Report with him when he came to speak with her, and it was her impression that he had just found it, although he did not provide her with any details regarding where or when he located the document.

Ms. Jacob quickly reviewed the Tradewind Report and then returned the document to Mr. McGuire's office. They had a brief discussion at that time, during which she relayed that she was unable to make out what the report meant because it did not refer to any Ontario standards.

Mr. McGuire found a hard copy of the 2014 Golder Report sometime after he located the Tradewind Report in ProjectWise on September 26 and before the morning of September 27, when he gave it to Ms. Jacob, as described below. The 2014 Golder Report was not saved in electronic form in ProjectWise prior to September 2018, in the Director's Office Folder or otherwise. Mr. McGuire could not recall when or how he came to have the 2014 Golder Report, and proposed several possible theories on how it was found.

The most likely explanation presented in the evidence is that Mr. McGuire or Ms. Cameron found the 2014 Golder Report amongst the documents that had been taken from Mr. Moore's office at the time of Mr. Moore's retirement and stored in a filing cabinet. As noted above, Ms. Cameron recalled bringing Mr. McGuire to a filing cabinet which stored documents from Mr. Moore's office approximately one week after August 30, 2018. Then, either one week or one and a half weeks later (as estimated by Ms. Cameron), the documents were removed from the cabinet and brought into Mr. McGuire's office. Ms. Cameron recalled Mr. McGuire telling her that he found something in the documents — she could not recall what he found, but it was her impression that it was either the 2014 Golder Report or the Tradewind Report. He had the document in hand when he advised her of this, and she believed that Mr. McGuire then went to speak with Mr. McKinnon. Although Ms. Cameron could not recall the exact timing of these events, her estimate as to when these events occurred roughly aligns with Mr. McGuire's evidence on when he discovered the Tradewind Report.

On balance, therefore, it is probable that Mr. McGuire found the 2014 Golder Report in the filing cabinet storing Mr. Moore's documents, some time between the morning of September 26 and the morning of September 27, 2018. It therefore also follows that Mr. Moore retained a copy of the 2014 Golder Report in his office until the time of his retirement, and that this copy was included amongst the documents that he provided to Ms. Cameron for Mr. McGuire to keep and "never throw them away".

In the morning of September 27, Ms. Jacob sent Mr. McGuire a one-page document summarizing three reports, which she had received from Mr. McGuire: the 2014 Golder Report, the Tradewind Report, and an August 2018 memo from Mr. Ferguson to Mr. McKinnon, which is understood to be a version of the August 2018 RHVP/LINC Update Memorandum. Ms. Jacob made a copy of each document and returned them to Mr.

McGuire. While Ms. Jacob's summary referred to all three documents provided by Mr. McGuire, the majority of the information outlined in the summary of findings appears to be from the 2014 Golder Report. Ms. Jacob also included reference to PSV testing and the samples removed in July and August of 2018 (which were part of the Golder Pavement Evaluation). This information was not in the three reports, but Ms. Jacob would have been aware that the samples were being assessed for possible reuse by virtue of her involvement in the resurfacing project and the HIR Suitability Study (although I note that Golder did not conduct PSV testing on aggregates removed from the samples as part of the HIR Suitability Study). There is some inconsistency between the evidence of Mr. McGuire and Ms. Jacob as to whether Mr. McGuire directed her to complete this summary or whether Ms. Jacob offered to do so of her own initiative. In any event, while Ms. Jacob is a licensed professional engineer, she testified that she did not have expertise or experience in friction or friction testing.

Mr. McGuire testified that he did not read the 2014 Golder Report until after he received Ms. Jacob's summary on September 27 and was not aware that the 2014 Golder Report included recommendations to remediate the surface of the RHVP at this time. He was, however, aware of these recommendations by early October, when he referenced them in a briefing note he prepared for Mr. McKinnon, discussed below. He was also not aware that Dr. Uzarowski had suggested consideration of pavement remediation in the form of skidabrading or shotblasting to City staff in the later stages of the meeting on March 9, 2018, discussed in Chapter 8.

Ms. Jacob and Mr. McGuire had a brief discussion after she sent her summary to him on September 27. She recalled telling Mr. McGuire that, based on her review, it was the right timing to conduct the resurfacing. Ms. Jacob described Mr. McGuire as being "surprised and disturbed" that he had "stumbled upon" something important that he believed had not been shared with other Engineering Services staff.

### 9.8.3. Mr. McGuire Does Not Share the Tradewind Report with Traffic

In the afternoon on September 27, Mr. McGuire attended a meeting with Mr. Soldo, Mr. White, and Ms. Jacob regarding the scope of the RHVP resurfacing. Mr. Soldo testified that the decision to retain CIMA to complete an assessment of the items that

Traffic had requested for inclusion in the resurfacing project (discussed in Chapter 8) was made at this time. This project, which ultimately became the “RHVP Roadside Safety Assessment”, is discussed in further detail below. Mr. Soldo described in his testimony that the impetus for the RHVP Roadside Safety Assessment assignment was that he felt those involved in the resurfacing scope discussions “hadn’t properly assessed what needed to get done in terms of the roadside safety devices that were out there.” Mr. McGuire did not recall attending this meeting on September 27, but did not believe he advised Mr. White or Mr. Soldo about the Tradewind Report or the 2014 Golder Report that day, as he was still trying to digest what he had found.

#### 9.8.4. Mr. McGuire Tells a Member of the Public that RHVP Asphalt Testing was “Inconclusive”

On September 28, 2018, Mr. McGuire responded to a member of the public who had contacted Councillor Sam Merulla (Ward 4, Hamilton) regarding safety concerns on the RHVP earlier in September 2018. The email from the member of the public included concerns that the road was “notoriously slippery when wet”, and a reference to “inconclusive” asphalt testing, stating: “[d]espite ‘inconclusive’ asphalt testing, the reality is staring us in the face: This road is unsafe.” In his response, Mr. McGuire wrote:

Please accept my apology for the delayed reply, I wanted to make sure that I was supplying you with the most current and accurate information possible.

We have received some feedback like yours and, as you already know, we have conducted some testing on the Red Hill Valley Parkway. As you mentioned, this testing has come back with inconclusive results. As a result we are expediting the resurfacing of the roadway to occur in 2019.

At this time, we are determining the criteria for the final scope of the project including the limits of the work and what specifications we will use. In general, you can expect to see the top layer of asphalt removed and a new mix placed on top.

Thank you for sharing your experience with us. Please contact me with any questions.

As noted above, I recognize that Mr. McGuire had previously received information from Mr. Moore that test results from December 2017 were “inconclusive”, and that when preparing this response, Mr. McGuire had not received any results from that testing to suggest otherwise. However, his use of this language was not responsive to the concerns expressed by the member of the public, given his discovery of the Tradewind Report two days prior. Although the member of the public did not refer to friction testing specifically, the content of her email makes clear that she was expressing a safety concern related to the slipperiness of the pavement. Despite that context and Mr. McGuire’s concern with how friction testing had been presented to the media in the past given his discovery of the Tradewind Report, Mr. McGuire continued to describe RHVP test results as “inconclusive”. When asked about this email at the Inquiry, Mr. McGuire testified that he had not yet “fully digested or comprehended” the information from the Tradewind Report, and was trying to provide the member of the public with the fact that the road would be resurfaced. While this may have been the intent behind Mr. McGuire’s response, continuing to frame RHVP test results as “inconclusive” following his discovery of the Tradewind Report was certainly not “the most current and accurate information possible”.

### 9.9. Mr. McGuire Advises Mr. McKinnon, Mr. Soldo, and Legal Services about the Tradewind Report and 2014 Golder Report

In the period preceding Public Works’ receipt of FOI 18-189 in November 2018, as described below, Mr. McGuire discussed the discovery of the Tradewind Report with Mr. McKinnon, Debbie Edwards (Deputy City Solicitor; Commercial, Development and Policy, Legal & Risk Management Services, Finance & Corporate Services, Hamilton), Ron Sabo (Deputy City Solicitor, Dispute Resolution, Legal & Risk Management Services, Finance & Corporate Services, Hamilton) and Mr. Soldo, in addition to Ms. Jacob.



### 9.9.1. Mr. McGuire Tells Mr. McKinnon about the Tradewind Report and 2014 Golder Report

Mr. McGuire advised Mr. McKinnon of the Tradewind Report on or around October 1, 2018. Mr. McKinnon testified that Mr. McGuire was “kind of rattled” and was concerned about the inconsistency of the Tradewind Report with Mr. Moore’s past public statements. When Mr. McKinnon reviewed the Tradewind Report shortly thereafter, he shared Mr. McGuire’s concerns. There is, however, no suggestion that Mr. McGuire also expressed concerns about the conclusions in the Tradewind Report or the safety of the RHVP at this time. Mr. McGuire’s subsequent actions in involving staff in Legal Services, described below, flowed from a discussion with Mr. McKinnon.

When Mr. McGuire advised Mr. McKinnon that he had not spoken to Mr. Moore regarding either the Tradewind Report or the 2014 Golder Report, Mr. McKinnon decided to speak with Mr. Moore himself. Mr. McKinnon spoke to Mr. Moore in early October. At that time, Mr. McKinnon had reviewed the Tradewind Report, but had not yet read the 2014 Golder Report, nor had he received a briefing note from Mr. McGuire. Mr. McKinnon wanted to understand from Mr. Moore what had happened since the receipt of the Tradewind Report. Mr. McKinnon testified that during this discussion, Mr. Moore told him “something to the effect that he had asked Golder for something or there was some kind of interaction with Golder”, but took from the discussion that no further investigations had been conducted. Mr. McKinnon also had the impression that Mr. Moore had not shared the Tradewind Report, but did not recall if Mr. Moore actually conveyed that. Mr. Moore did not recall this discussion.

Apart from this discussion, Mr. McKinnon left the work of researching the background of the Tradewind Report and the 2014 Golder Report, and any actions to be taken in response, to Mr. McGuire, and later, to Mr. Soldo. Although Mr. McGuire and Mr. Soldo testified that they were both considering and researching the significance of the Tradewind Report and the 2014 Golder Report during this period, there is no documentary evidence to support this. Both Mr. McGuire and Mr. McKinnon also testified that this issue was not highly prioritized before Public Works received FOI 18-189 in November 2018, in part as a result of a number of other urgent matters in Public Works at the time. Apart from the steps set out below, Mr. McGuire, Mr. Soldo, and Mr. McKinnon did not progress their understanding of the 2014 Golder Report and

the Tradewind Report, including the possible significance of these reports for traffic safety, or take any significant action in response to the reports, until the receipt of FOI 18-189 required more immediate action. In particular, neither conducted a thorough review of who, if anyone, had knowledge of the reports or the fact that friction testing had been conducted.

### 9.9.2. Mr. McGuire Consults with Legal Services

In early October 2018, a few days after his initial discussion with Mr. McKinnon, Mr. McGuire contacted staff in the City's Legal Services division regarding the RHVP. He spoke first with Ms. Edwards, and then had a second call with Ms. Edwards and Mr. Sabo. Mr. McGuire did not recall either call. However, Ms. Edwards took contemporaneous notes of both.

On the first call, which occurred on October 4, 2018, Ms. Edwards understood that Mr. McGuire had found past test results (her notes recorded "2013-2014") "which show[ed] staff were aware and some of the potential contributing factors dealing with the Red Hill Valley Parkway... for example, surface conditions and composition". Ms. Edwards did not believe Mr. McGuire provided more details on the results or the consultant. She could not recall if Mr. McGuire was concerned about the test results themselves, but he was unsure of what had been done with them and advised her that Mr. Moore would have had the results.

Ms. Edwards recorded in her notes that Mr. McGuire referenced that wet weather crash performance was, or would be, part of a Hamilton Spectator article, although she could not recall in what context. She also recorded "FOI", and recalled that this referred to Mr. McGuire's expectation that the City might receive an FOI request for this information, but that one had not yet been received. I note that, the day prior to this call, on October 3, Nicole O'Reilly (Reporter, Hamilton Spectator) had requested an update on the asphalt testing conducted on the RHVP.

Ms. Edwards understood from Mr. McGuire that Public Works was scheduled to report on the performance of the RHVP at a PWC meeting on December 10, 2018. Although Mr. McGuire did not share this recollection, the Inquiry received evidence that indicates that as of early October, at least the staff report on the Lighting Study was scheduled to be presented on that date. The upcoming reporting to the PWC was, as Ms. Edwards

understood, at least part of why Mr. McGuire sought advice. I take from Ms. Edwards' testimony that Mr. McGuire was trying to provide her with an overview of the relevant information that he was aware of at that time, including upcoming contact with Council regarding the RHVP, so that she could provide guidance regarding how Mr. McGuire should proceed and any legal issues to be addressed.

After their initial call, Mr. McGuire sent Ms. Edwards a copy of a briefing note he had prepared for Mr. McKinnon (perhaps at Mr. McKinnon's direction, although the evidence is not definitive on its origins), writing: "This draft review outlines my review of the materials in use on the RHVP. Page 2 details the draft report chronology and preliminary findings. Let's talk about this tomorrow if possible."

The draft briefing note Mr. McGuire attached was an early iteration of a summary of events that Mr. McGuire revised throughout 2018 and 2019, as mentioned in Chapters 10 and 11. The information in the briefing note was much more detailed than the content of the discussion between Ms. Edwards and Mr. McGuire on October 4, 2018. Ms. Edwards forwarded Mr. McGuire's briefing note to Mr. Sabo on October 5.

Mr. McGuire's summary included background information on the RHVP, including the RHVP asphalt composition and predicted traffic volumes; the friction testing done in 2007; parts of Ms. Jacob's summary of the 2014 Golder Report; a reference to the Tradewind Report, including that "the RHVP was performing 'below or well below' the acceptable levels of a facility of this nature based on a UK model"; Golder's 2014 recommendation for microsurfacing to address "the relatively low FN coefficient and remove the frictional component as an element"; the 2015 CIMA Report findings on wet surface collision statistics and CIMA's recommendation to perform friction testing; Traffic's August 2018 review of collisions including its statistics on road surface (likely referring to a version of the August 2018 RHVP/LINC Update Memorandum); and past media articles regarding the RHVP. The briefing note concluded by stating that "this facility needs a resurfacing", and further stated that that would "address the need to rehabilitate this facility and we will select an asphalt mix that has a suitable friction attribute to ensure we are meeting or exceeding current guidelines."

The following day, on October 5, Ms. Edwards and Mr. Sabo spoke to Mr. McGuire. Mr. Sabo had a limited recollection of the discussion, but generally recalled the

conversation focused on whether the document at issue could be obtained via an FOI request. At this time, Mr. Sabo was under the impression, which he maintained for some time, that there had been a prior FOI request for such information. Ms. Edwards' notes record that Mr. Sabo "recall[ed] info on surface quality of road coming up before." It is possible that Mr. Sabo had this impression from his discussions in August 2017 following the publication of the Hamilton Spectator article entitled "Highway traffic tragedies: Why are there so many crashes on the Red Hill?", discussed in Chapter 8, and the references in that article to the City refusing to share friction test results with the Hamilton Spectator.

Ms. Edwards testified that they discussed "the whole situation" on the October 5 call. She and Mr. Sabo wondered whether, because Mr. McGuire's briefing note described both the 2014 Golder Report and the Tradewind Report as draft reports, there was more information to be gathered that could shed light on what had occurred. They suggested that Mr. McGuire speak with Mr. Moore to obtain more information "just so [they] would have a more complete picture about whether there was even an issue or not with this".

They did not discuss any steps the City might take before resurfacing during this call. Instead, Ms. Edwards' notes recorded "good news is repairs are planned for 2019." Ms. Edwards explained in her testimony that they discussed the upcoming resurfacing as being good news because, regardless of what was presently on the road, it was going to be repaired in the relatively near future, and "it did not seem that there was a safety issue at that time". This reflected Mr. McGuire's conclusion that the scheduled repaving of the RHVP in 2019 would address any traffic safety concerns raised by the friction results referenced in the Tradewind Report and the 2014 Golder Report. Mr. McGuire maintained this perspective from this time onward and in various documents and his testimony at the Inquiry. Mr. McGuire testified that, at that time, he had not considered whether Golder's recommendations, including for the application of microsurfacing, should be implemented in the interim period in advance of resurfacing, as Mr. McGuire considered the upcoming resurfacing to be "a significant remedial activity".

Ms. Edwards expected that Mr. McGuire would speak with Mr. Moore after the call and gather more information, and that Mr. McGuire would then get back to her and

Mr. Sabo to provide an updated briefing note and any proposed committee reports for their review. As discussed in further detail in Chapter 10, none of this ultimately occurred before the City's receipt of FOI 18-189, and Ms. Edwards had no further discussions with Mr. McGuire until after that time.

The October 5 telephone conversation prompted Mr. Sabo to email Ms. Edwards and John McLennan (Manager, Risk Management, Legal & Risk Management Services, Finance & Corporate Services, Hamilton) on October 11, 2018, to ask if any plaintiffs' counsel had been aware of, or had requested, information about RHVP studies as a result of discussions at City committees or in the press. None of the witnesses recalled having any subsequent discussions on this topic prior to November 8, 2018.

### 9.9.3. Mr. McGuire Tells Mr. Soldo about the Tradewind Report and 2014 Golder Report

Mr. McGuire also raised his discovery of the Tradewind Report and the 2014 Golder Report with Mr. Soldo sometime in the first half of October. Neither recalled precisely when this occurred. The evidence suggests it was some time around October 10 to 15, 2018.

The next regularly scheduled RHVP and LINC meeting (after the meeting on August 30, discussed above) took place on October 10, 2018,<sup>6</sup> and was attended by Mr. McKinnon, Mr. Soldo, Mr. Ferguson, Mr. White, and Mr. McGuire. Minutes prepared after the meeting referred to it as a "Red Hill Valley Working Group" meeting, and its agenda identified resurfacing and PWC reports as topics discussed. The minutes also recorded a decision made at the meeting that Mr. McGuire and Mr. Soldo were to "co-write a safety audit report". This joint report was ultimately presented to the GIC on February 6, 2019, as Report PW18008A, discussed in Chapter 11. Mr. McKinnon testified that after the meeting or on the following day, he asked Mr. McGuire if Mr. Soldo had the Tradewind Report or the 2014 Golder Report, and that Mr. McGuire confirmed he had provided them.

---

<sup>6</sup> There is some inconsistency in the documents regarding whether this meeting occurred on October 9 or 10, 2018. As meeting minutes prepared from the meeting note it as having occurred on October 10, 2018, I have accepted this as the date of the meeting.

Mr. Soldo received the 2014 Golder Report without prior discussion via interoffice mail, with only a sticky note indicating that it originated from Mr. McGuire. For context, by this time, Mr. Soldo had been involved in discussions regarding the scope of the RHVP resurfacing project and, for that purpose, had retained CIMA to complete the RHVP Roadside Safety Assessment (discussed below) to assess roadside safety with a view to identifying roadside devices and structures that should be remedied or otherwise addressed during the resurfacing.

Mr. Soldo reviewed the 2014 Golder Report the night he received it, including the appended Tradewind Report, and spoke to Mr. McGuire about it within a few days. Mr. Soldo's initial thoughts on reviewing the 2014 Golder Report were that Golder's recommendations for remediation to address cracking and the lower friction levels on the RHVP aligned with the resurfacing project the City had underway. Mr. Soldo testified that he noted the lack of Canadian standards in the Tradewind Report, and concluded that the City, in particular Engineering Services, had to investigate these friction values. He wanted to understand from Mr. McGuire what further investigation had been done by Engineering Services since 2014. In Mr. Soldo's view, the Tradewind Report did not, however, express an immediate safety concern or suggest that the road was unsafe. He also understood the resurfacing was to be underway fairly soon, and would remedy any inadequate friction values, although Mr. Soldo did not review it specifically from a pavement engineering perspective. Mr. Soldo also testified that shortly after reviewing the 2014 Golder Report and the Tradewind Report, he also began conducting some research into friction testing methodologies and evaluation, as he did not have any expertise in the subject.

Although Mr. Soldo testified that he advised Mr. White and Mr. Ferguson about the Tradewind Report and its findings "fairly short[ly]" after he received it, there is no documentary evidence to support this, and Mr. White and Mr. Ferguson both testified that they did not learn of the Tradewind Report until early 2019 (as discussed in Chapter 11). I am satisfied that Mr. Soldo did not advise his staff or provide a copy of the 2014 Golder Report or the Tradewind Report to his staff at this time.

## 9.10. RHVP-Related Work in October and Early November 2018

During this time period, both Traffic and Engineering Services were engaged in a number of RHVP-related projects, some of which have been mentioned above or in earlier chapters of this Report, but which are summarized below in more detail.

### 9.10.1. Traffic Initiates the CIMA RHVP Roadside Safety Assessment

As mentioned, the City initiated the RHVP Roadside Safety Assessment in early October 2018. The main purpose of the RHVP Roadside Safety Assessment, as described in the resulting RHVP Roadside Safety Assessment report (discussed in Chapters 10 and 11) was “to provide recommendations to reduce roadside related collision frequency and/or severity by correcting deficiencies and/or upgrading roadside safety devices to current standards.”

Mr. Malone described in his testimony that this purpose differed from the broader road safety audits previously completed by CIMA (the 2013 CIMA Report and the 2015 CIMA Report). The RHVP Roadside Safety Assessment also differed from the earlier reports in terms of the recommendations that CIMA made in the RHVP Roadside Safety Assessment, which were primarily short term measures and intended to be implemented in conjunction with or following resurfacing of the RHVP. To that end, the initial deadline for the RHVP Roadside Safety Assessment was December 15, 2018, given the anticipated timing of the RHVP resurfacing in 2019.

CIMA’s October 2018 proposal for the RHVP Roadside Safety Assessment included the following tasks: (1) Identification of collision patterns associated with roadside hazards; (2) Review of roadside hazards and geometric design issues; (3) Inventory and condition assessment of existing roadside safety devices; (4) Recommendations for maintenance, upgrades, or new installations of roadside safety devices; and (5) Recommendation of additional safety countermeasures to reduce serious injuries and fatalities.

CIMA described its proposed collision analysis as follows:



CIMA+ will undertake a collision analysis to investigate locations with high serious injury and fatality collisions and further identify patterns and/or clusters of collisions, including direction of travel, driver action, collisions with bridge structures, etc. The primary focus of the collision review will be on 'Single Motor Vehicle', 'Other' and any collisions involving fixed objects. Moreover, contributing factors such as weather, illumination, speed, unsafe merging and lane changing maneuvers, etc. will also be assessed.

The RHVP Roadside Safety Assessment was related to the upcoming RHVP resurfacing and was not initiated because of Mr. McGuire's discovery of the Tradewind Report, despite implications by staff in 2019 that it had been. Mr. Malone testified that he did not view the request for the RHVP Roadside Safety Assessment to be related to his discussions with Mr. McGuire in late August and early September regarding friction, particularly because CIMA was not involved with the paving aspects of the resurfacing. Mr. McGuire did not discuss friction testing with Mr. Malone after Mr. McGuire's discovery of the Tradewind Report, despite their discussions related to friction in late August and early September.

CIMA met with the City on November 1, 2018, for the RHVP Roadside Safety Assessment project kick off meeting. Mr. Malone, Dr. Ali Hadayeghi (Partner, Vice-President, Transportation, CIMA), and Dr. Soroush Salek (Associate Partner, Project Manager, Traffic Engineering, Transportation, CIMA) attended from CIMA, and Mr. White, Mr. Ferguson, Ms. Jacob, Mr. Becke, and other City staff attended from the City. Friction testing, including the Tradewind Report, was not discussed at this meeting.

The inputs for the RHVP Roadside Safety Assessment included collision data and reports, traffic volume data, certain design drawings and satellite imagery. The City also provided CIMA with observations and recommendations prepared by Dr. Pedram Izadpanah (Partner, Vice President, Transportation Engineering Services ("TES")), who was a former CIMA partner, regarding RHVP ramps. The City had previously asked Dr. Izadpanah to review collision data for RHVP ramps.

As discussed in Chapter 10, CIMA delivered its initial draft report for the RHVP Roadside Safety Assessment on November 23, 2018, and met with the City to discuss its initial findings on December 7. CIMA subsequently revised its report and provided

a second draft on December 14, 2018, and the final report on January 29, 2019, following receipt of comments from City staff.

The Tradewind Report was not provided to CIMA as part of the RHVP Roadside Safety Assessment. Mr. Soldo testified that he considered providing the Tradewind Report and the 2014 Golder Report to CIMA as part of the project, but ultimately opted not to do so for two reasons. First, he was awaiting further information from Golder via Mr. McGuire. This is the same reason he gave in his testimony for why he did not provide a copy of the 2014 Golder Report and the Tradewind Report to his staff in October 2018 when he received them. It is not clear exactly what information Mr. Soldo thought Mr. McGuire was seeking, or why that would justify not providing the reports. Second, Mr. Soldo testified that CIMA was undertaking “their own independent review of all the accident collisions at this point, doing their analysis”, and he was awaiting CIMA’s recommendations in the RHVP Roadside Safety Assessment. He did not explain why he chose not to provide CIMA with this information so that CIMA could assess its relevance to its current project, apart from his view that the Tradewind Report did not indicate immediate safety concerns. This rationale was somewhat inconsistent with other testimony Mr. Soldo gave on the distinction between a roadside safety assessment and a more detailed road safety audit.

Mr. Soldo testified that, although the Tradewind Report did cause him to think about the link between the friction values and their possible impact on collisions rate, at this time he felt the RHVP was operating safely. He attributed this view to several factors, including that the City had already retained CIMA for the RHVP Roadside Safety Assessment, that he understood the City to have implemented a number of countermeasures flowing from the 2015 CIMA Report, that nothing in the 2014 Golder Report and the Tradewind Report indicated an immediate safety concern, that resurfacing was forthcoming, and that the data from the 2017 Annual Collision Report slides he had received in August 2018 did not identify that the RHVP was operating at an unsafe level.

### 9.10.2. CIMA’s Work on the Lighting Study

In October and November 2018, Engineering Services staff continued working with CIMA on the Lighting Study.

On October 25, 2018, Mike Field (Senior Project Manager, Lighting & Electrical, Geomatics & Corridor Management, Engineering Services, Public Works, Hamilton) advised CIMA that the staff report on the Lighting Study would no longer be presented to PWC on December 10, 2018, but instead was being moved to February 2019. CIMA staff nevertheless provided a draft of the Lighting Study report that day.

Mr. Field explained in his evidence that the decision to move the reporting date was made “at the director level”, and that he understood it was moved because the staff report on lighting was to be combined with other RHVP-related reports. As mentioned above, at the October 10, 2018 meeting, Mr. McGuire and Mr. Soldo were tasked with preparing a joint report on RHVP-related issues.

Mr. McGuire received the draft Lighting Study report from Mr. Field on November 5, 2018, which Mr. McGuire and Mr. Malone discussed on November 7.

As described in Chapter 8, CIMA had previously provided certain preliminary findings about the EA review to the City, including CIMA’s conclusions that pre-construction environmental approvals had not precluded continuous lighting. CIMA had also previously advised the City of its initial findings on the collision review and illumination warrants it conducted. This information was also reflected in the draft report.

CIMA’s operational safety analysis of the RHVP and LINC in the draft Lighting Study report was based on collision data from 2008 to 2018.<sup>7</sup> During this period, CIMA found the RHVP experienced 795 collisions. CIMA broke down this collision data based on several collision characteristics, including severity, impact type, road surface condition, apparent driver action, spatial distribution, light, and environment. CIMA found that “[t]he collision rate ha[d] noticeably increased in the 2015-2017 years comparing to the previous years.”

CIMA summarized the principal findings of the collision analysis on the RHVP as follows:

The results of collision analysis identified the following collision patterns:

---

<sup>7</sup> The draft Lighting Study report included collision data for the RHVP during the period from January 1, 2008 to April 17, 2018, and for the LINC from January 1, 2008 to March 20, 2018.

- 38% of total collisions occurred during non-daylight conditions, which include dark/dark artificial, dusk/dusk artificial, and dawn/dawn artificial. The proportion of collisions under non-daylight condition was found to be consistent with the Provincial averages;
- Wet surface collisions were found to represent approximately 57% of all collisions in the study area, which is significantly high compared to typical proportions.
- Single Motor Vehicle (SMV) collisions amount to 46.9% of all collisions in the study area, followed by rear ends (25%) and sideswipes (20.9%).
- 65.4% of SMV, 43.7% of rear end, and 59% of sideswipe collisions occurred under wet surface conditions.
- The most frequent apparent driver action reported was “lost control” (34.6%), followed by “driving properly” (21.3%) and “speed too fast” (15.5%). Both “lost control” and “speed too fast” are significantly high compared to typical proportions.
- Approximately four out of every five collisions where “speed too fast” was reported occurred under wet surface condition.
- Many of the collisions on the RHVP occurred within, on approach to, or leaving a horizontal curve.

CIMA completed two illumination warrant analyses (using the TAC and MTO warrant systems) to determine if continuous lighting was warranted on the RHVP and LINC mainlines. Based on the results of these warrants, CIMA concluded that the RHVP mainline “can benefit” from continuous illumination and that similar observations applied for the LINC using the MTO warrant (but not the TAC warrant). However, CIMA also indicated in the draft Lighting Study report that the warrant findings “should be combined with engineering judgment and other factors discussed in [the] report”, which included CIMA’s collision analysis, CIMA’s cost-benefit analysis, the comparison to other comparator facilities, a human factors assessment, and the environmental impact of lighting.

CIMA also compared the existing lighting facilities on similar “urban freeway” facilities to the current and proposed lighting requirements on the RHVP and LINC. CIMA found that “unlike the LINC and RHVP, the majority of urban freeways in Ontario reviewed have continuous illumination” and that other 400-series highways, including the adjoining Highway 403 and QEW, were fully lit.

CIMA conducted a cost-benefit analysis as part of the Lighting Study, which calculated the safety benefit and estimated cost of the implementation of continuous lighting. CIMA found that the benefits of highway illumination along the RHVP were expected to be greater compared to the LINC. CIMA described this observation as expected, given the higher number of nighttime collisions on the RHVP and its curvature.

CIMA also reviewed several human factor assessment considerations with respect to highway illumination in the draft Lighting Study report and concluded, among other things, that the “partial illumination along the LINC and RHVP is not consistent with drivers’ expectations, which can subsequently increase the adaptation time for drivers entering the Parkways from QEW of [sic] Highway 403”.

On November 7, 2018, Mr. McGuire spoke with Mr. Malone about the Lighting Study. Mr. McGuire told Mr. Malone that “it made no sense to proceed with recommending an EA for only lighting because Hamilton [was] also examining a number of other major improvements on the roads.” Instead, Mr. McGuire and Mr. Soldo were going to prepare a joint report to address the Lighting Study, in addition to the RHVP Roadside Safety Assessment and improvements to the RHVP and LINC more generally, and seek funding for a comprehensive review, or “functional evaluation”, of the RHVP and LINC for future actions. Mr. McGuire explained in his testimony that he envisioned the functional evaluation would consider other significant RHVP- and LINC-related projects which had been raised over time, including widening, medians, high occupancy vehicle lanes, and transit facilities, in addition to full illumination. Mr. Malone later summarized this approach to his CIMA colleagues as “[t]he recommendation will recognize that they need to do close monitoring of changes being made, so that future actions are adjusted to optimize the original infrastructure, the improvements that are being completed and the improvements already planned. Bluntly, this is code for seeing if the collision issues on RHVP are resolved with the new pavement.”

Mr. McGuire asked CIMA to prepare a summary of the Lighting Study report, advising that the joint report to the PWC was due in mid-December and was to be presented on January 14, 2019. Mr. McGuire requested Mr. Malone attend this PWC meeting “to respond to questions about the various works CIMA has done and is doing.” Mr. Malone provided this summary on December 3, 2018, and CIMA provided the final version of the report on January 29, 2019.<sup>8</sup> Mr. McGuire ultimately incorporated most of the content from CIMA’s summary of the Lighting Study report into the joint report, PW18008A, which was presented to the GIC on February 6, 2019. Neither CIMA’s summary, nor the Lighting Study report, were appended to PW18008A. Report PW18008A is discussed in greater detail in Chapter 11.

Mr. Malone’s notes from the November 7 call included a reference to a “glaring issue”. He testified that he believed this reference related to the overrepresentation of wet surface collisions, in particular that “the number was...significantly more than would typically be expected, and that issue had been persistent.”

Mr. McGuire did not recall discussing wet surface collisions on this call, but generally recalled that he and Mr. Malone discussed the draft Lighting Study report, which included a collision analysis with findings related to wet surface collisions. He testified that he did not believe he had yet definitively come to the conclusion that the proportion of wet surface collisions indicated a possible pavement surface problem. However, the briefing note Mr. McGuire had prepared a month prior makes clear that he had at least begun to consider the findings of the high proportions of wet surface collisions (including from the 2015 CIMA Report and from City staff in August 2018) in the context of the findings in the Tradewind Report and the 2014 Golder Report, and the need for a resurfacing. I am satisfied that, by this time, Mr. McGuire had sufficient information to ask the right questions and seek advice from Mr. Malone or Dr. Uzarowski or another expert about the possible significance of the conclusions in the Tradewind Report, given the high proportions of wet surface collisions on the RHVP.

Mr. McGuire did not raise the Tradewind Report or the 2014 Golder Report with Mr. Malone during this discussion. When asked at the Inquiry if he thought the reports

---

<sup>8</sup> The body of the final Lighting Study report remained substantially unchanged from the draft delivered to the City on October 25, 2018.

might have been helpful to CIMA in its work on the RHVP Roadside Safety Assessment, Mr. McGuire testified that the Tradewind Report referred to data compared to a UK standard which recommended potential remedial action. In his view, the upcoming resurfacing was remedial action: “So at this point in time, the Tradewind [R]eport is telling me that the resurfacing is something that addresses what they may have considered a potential.”

Mr. Malone’s notes from the November 7 call and his subsequent email to his CIMA colleagues, in which he wrote “[b]untly, this is code for seeing if the collision issues on RHVP are resolved with the new pavement”, suggests that he and Mr. McGuire did discuss the significance of the proportion of wet surface collisions, as well as the possibility that the RHVP’s collision patterns may be explained in part by the existing pavement surface.

### 9.10.3. Mr. McGuire Decides to Proceed with Mill and Overlay on the RHVP

The decision to resurface the RHVP using the mill and overlay method, rather than HIR, was made some time prior to October 18, 2018. Mr. McGuire was responsible for the decision. However, the Inquiry did not receive any evidence of a formal analysis and/or decision making process in this regard and the exact date of this decision is unknown.

On October 18, Mr. Becke and Dr. Uzarowski met and discussed HIR for the RHVP. Dr. Uzarowski advised Mr. Becke that it would be extremely difficult and expensive to do HIR of SMA and to change the gradation of the asphalt mix from gap-graded SMA to dense-graded Superpave 12.5 FC2.

Dr. Uzarowski testified that Mr. Becke advised him at this meeting that the City had decided to proceed with a mill and overlay to resurface the RHVP. Mr. Becke also asked Golder to continue with the HIR Suitability Study because the City remained generally interested in HIR. Although Mr. Becke testified that he believed that the decision regarding HIR of the RHVP had not yet been definitively made as of this time and did not recall advising Dr. Uzarowski otherwise, I am satisfied that the decision had, in fact, been made, and that Mr. Becke did communicate it to Dr. Uzarowski. Only days later, on October 23, Mr. Becke communicated this decision to Ms. Bell of



the MTO. Ms. O'Reilly at the Hamilton Spectator was also advised of the decision (as described below).

Although it is possible that the discovery of the Tradewind Report provided additional support for this decision, I do not find that this was the sole, or even primary, purpose for the decision. Beginning in August 2018, Mr. McGuire was faced with increasing evidence that HIR was not ultimately going to be feasible from a cost-benefit perspective, which had been one of the principal reasons the City had considered its use. The decision to proceed with a mill and overlay allowed the City to proceed towards tendering and completing the resurfacing project in 2019.

The later conflation of this decision by Mr. McGuire with his discovery of the Tradewind Report is discussed in Chapters 10 and 11.

#### 9.10.4. RHVP-Related Media Requests Continue and Mr. Becke and Ms. Bell Discuss HIR

On October 23, 2018, Ms. O'Reilly from the Hamilton Spectator contacted the MTO. She asked the MTO for additional information regarding HIR, referencing the City's interest in the technology but its decision to complete a mill and overlay instead. Ms. Bell testified that she first learned that the City was no longer considering HIR for the RHVP from Ms. O'Reilly's email, and that this prompted her to call Mr. Becke on October 23, 2018, given their earlier discussions regarding HIR. Ms. Bell's evidence was that Mr. Becke advised her that the samples from Golder came back with friction numbers that caused the City some concern, and that the City could only use 50% recycled material to get an acceptable PSV range.

Ms. Bell testified that Mr. Becke did not provide further details regarding the friction numbers beyond that there were concerns with them and that therefore the RHVP was not a good candidate for HIR. What is clear from Ms. Bell's evidence is that Mr. Becke was in fact aware that the City had decided not to proceed with HIR by October 23, for reasons at least in part related to these concerns.

Ms. O'Reilly also contacted the City on October 23, following up on information she was awaiting from Mr. McGuire on asphalt testing, including whether there was a report available. Ms. O'Reilly raised some additional questions related to the resurfacing of

the RHVP and LINC. Ms. Graham forwarded the email to Mr. McGuire to prepare a response, who in turn forwarded it to Mr. Becke and Ms. Jacob. In addition to Public Works staff, Ms. O'Reilly also contacted the office of Mayor Fred Eisenberger (Mayor of Hamilton) with questions related to the RHVP resurfacing. Public Works staff, including at least Mr. McGuire, prepared draft responses for Mayor Eisenberger, which referenced the resurfacing as "expected maintenance". The evidence makes clear that, by October 24, 2018, Mayor Eisenberger had also been advised that, while recent testing had been conducted (but was not yet complete) to determine if a new technology (which is understood to mean HIR) could be used to resurface the RHVP, the City had decided instead to proceed with a mill and overlay.

The Hamilton Spectator published another article regarding the RHVP on October 25, 2018. The article referred to testing from both 2015 and December 2017 as having inconclusive results. The article attributed to Mr. McGuire the statement that HIR was not being pursued as "there [wasn't] enough information that it works in Ontario" and that the City was "expediting" resurfacing. The article also referenced information on the MTO's experience with HIR, and attributed information about the expected longevity of HIR resurfaced pavement to an MTO spokesperson.

The City continued to receive other media requests relating to the RHVP throughout late October and early November 2018, including requests relating to RHVP collision statistics and the original quality of the RHVP asphalt.

### 9.11. 2018 Hamilton Municipal Election

On October 22, 2018, Hamilton held a municipal election, in which Mayor Eisenberger was re-elected as Mayor. Also elected were Councillors Maureen Wilson (Ward 1, Hamilton), Jason Farr (Ward 2, Hamilton), Nrinder Nann (Ward 3, Hamilton), Sam Merulla (Ward 4, Hamilton), Chad Collins (Ward 5, Hamilton), Tom Jackson (Ward 6, Hamilton), Esther Pauls (Ward 7, Hamilton), John-Paul Danko (Ward 8, Hamilton), Brad Clark (Ward 9, Hamilton), Maria Pearson (Ward 10, Hamilton), Brenda Johnson (Ward 11, Hamilton), Lloyd Ferguson (Ward 12, Hamilton), Arlene VanderBeek (Ward 13, Hamilton), Terry Whitehead (Ward 14, Hamilton) and Judi Partridge (Ward 15, Hamilton).

## CHAPTER 10

# Events After Hamilton Received FOI 18-189 on November 8, 2018



## 10.1. Overview

The receipt of a freedom of information (“FOI”) request for documents relating to friction testing on November 8, 2018, was a significant turning point in how Public Works staff dealt with the Tradewind Report. It immediately prompted escalation and discussion of the Tradewind Report that had not occurred in the initial weeks after Gord McGuire (Director, Engineering Services, Public Works, Hamilton) discovered the Tradewind Report on September 26, 2018. The small circle of City staff who knew about and/or had a copy of the Tradewind Report expanded to include senior staff in the Legal Services division and the Public Works department, the Interim City Manager, the Mayor, and Communications staff.

Prior to November 8, 2018, staff had not decided whether, when, or how the existence of the Tradewind Report would be conveyed to Council. The likely disclosure of the Tradewind Report through the FOI request forced this issue. Audit Services’ receipt of the Tradewind Report in early December 2018 also increased the time pressure to disclose information about the Tradewind Report to Council.

This chapter principally describes the activities of the City’s Legal Services, Public Works, and Communications staff in seeking an understanding of the history of the RHVP, including speaking to Gary Moore (former Director, Engineering Services, Public Works, Hamilton), in attempting to obtain more information from Golder about the Golder Pavement Evaluation results, in receiving and reviewing a draft of CIMA’s RHVP Roadside Safety Assessment, and in retaining external legal counsel David Boghosian (Managing Partner, Boghosian & Allen LLP) to provide a general liability assessment. During this period, Edward Soldo (Director, Roads & Traffic, Public Works, Hamilton) and Mr. Boghosian spoke to Brian Malone (Partner, Vice-President, Transportation, CIMA) regarding various matters being addressed in connection with the anticipated disclosure of the Tradewind Report, and Mr. McGuire contemplated doing so. However, CIMA did not receive a copy of the Tradewind Report until much later.

A number of staff meetings were held during this period. In the absence of notes or contemporaneous documents describing these meetings, many witnesses who testified at the Inquiry were often unable to recall specific details as to when a meeting occurred, who attended, or what was discussed, and the evidence often veered into

speculation or generalized recollections about the many, various meetings attended in the weeks and months after the FOI request was received. This posed a significant challenge for the Inquiry's fact-finding mandate.

## 10.2. The Public Works Department Receives FOI 18-189 for Information about RHVP Friction Testing on November 8, 2018

On November 8, 2018, the City's Access & Privacy Office advised Public Works staff that the City had received an FOI request made pursuant to the *Municipal Freedom of Information and Protection of Privacy Act* ("MFIPPA"). Much later, in the spring of 2019, it came to light that the FOI request came from Nicole O'Reilly (Reporter, Hamilton Spectator). The scope of the FOI request, referred to as FOI 18-189 ("FOI 18-189"), was as follows [bolded in original]:

Access to any reports, memos, drafts, correspondence about **friction testing** on the Red Hill Valley Parkway in the **last five years** AND any reports, memos (including drafts), or correspondence about **asphalt and/or pavement testing, assessments, plans** on the Red Hill Valley Parkway in the last **two years**.

The Access & Privacy Office gave a seven day deadline, until November 15, 2018, to Public Works to complete the records search and provide the completed information sheet and a hard copy of the responsive records.

## 10.3. The City Shifts Gears Following Receipt of FOI 18-189

The following conversations, phone calls, and meetings amongst City staff occurred in the days immediately after receipt of FOI 18-189, many in close succession.

On November 8, 2018, the City's Access & Privacy Office circulated the FOI request to Nancy Wunderlich (Administrative Coordinator to the General Manager, Public Works) who, in turn, forwarded it to Mr. McGuire's assistant, Diana Cameron (Administrative Assistant to the Director of Engineering, Engineering Services, Public Works,

Hamilton). Ms. Cameron first contacted Mr. Moore (copying Mr. McGuire) and asked if Mr. Moore would “be able to point [her] in the right direction”. Ms. Cameron contacted Mr. Moore notwithstanding that Mr. Moore had retired as Director of Engineering Services, because, as she stated in her testimony, he was often “the go-to person” on RHVP-related questions. Mr. Moore was away from the office on November 8 and 9 and did not respond.

### 10.3.1. Mr. McGuire Reports to Certain City Staff

On November 8, the same day he received the FOI request, Mr. McGuire contacted Dan McKinnon (General Manager, Public Works, Hamilton) and Debbie Edwards (Deputy City Solicitor; Commercial, Development & Policy, Legal & Risk Management Services, Finance & Corporate Services, Hamilton), both of whom already knew about the Tradewind Report from him. He also contacted Jasmine Graham (Communications Officer (Public Works), Strategic Partnerships & Communications, City Manager’s Office, Hamilton), who did not yet know about the report.

Mr. McGuire met with Ms. Graham that day. Mr. McGuire testified that he thought Ms. Graham was aware of the Tradewind Report by that time. However, Mr. McGuire did not have a clear or direct recollection regarding many events related to the Tradewind Report and its discovery, including on this point about when Ms. Graham learned of it. I accept Ms. Graham’s evidence that she first learned about and saw a copy of the Tradewind Report during this discussion.

Mr. McGuire told Ms. Graham that he had found a document that she had previously asked for in relation to media enquiries. According to Ms. Graham, she told Mr. McGuire to pass this information “up the chain”, in part because she thought there might be public perception concerns. Ms. Graham spoke to her supervisor Jen Recine (Manager, Communications, Strategic Partnerships & Communications, City Manager’s Office, Hamilton). At some point in November 2018, John Hertel (Director, Strategic Partnerships & Communications, City Manager’s Office, Hamilton) also learned about the existence of the FOI request.

Mr. McGuire spoke to Ms. Edwards by phone either in the evening on November 8 or the morning of November 9. Mr. McGuire expressed concerns about the deadline of November 15 to respond to the FOI request because of his upcoming vacation,



which was scheduled to begin on November 15. Ms. Edwards' impression, which Mr. McGuire confirmed in his testimony, was that Mr. McGuire was anxious to deal with "this issue" because of the time sensitivity.

Ms. Edwards had expected Mr. McGuire to connect with Mr. Moore after their October 5 call, discussed in Chapter 9. However, Mr. McGuire told Ms. Edwards during the call on November 8 or 9 that he had not yet spoken to Mr. Moore about the Tradewind Report. Following this call, Ms. Edwards expected that Mr. McGuire would speak with Mr. Moore about the Tradewind Report and/or the 2014 Golder Report as part of determining if they were responsive to the FOI request. According to Ms. Edwards, the information that Mr. McGuire intended to get from speaking with Mr. Moore was necessary to plan next steps.

After learning of the FOI request from Mr. McGuire, Mr. McKinnon reached out to Mike Zegarac (Interim City Manager, Hamilton), somewhat urgently, on November 8 or 9. At that time, Mr. Zegarac had been Interim City Manager for approximately three months. In his testimony, Mr. McKinnon explained that receipt of FOI 18-189 elevated review of the Tradewind Report to a higher priority; he said that staff had been "slowly grinding through [their] analysis" until that point. Although Mr. McKinnon's priority when the FOI landed was to advise Mr. Zegarac, he testified that he expected that the issue would eventually be brought to Council.

Neither Mr. McKinnon nor Mr. Zegarac recalled much of what they discussed in their initial conversation. However, they spoke again briefly on November 12. Immediately after that discussion, Mr. Zegarac scheduled an "urgent meeting" in respect of the FOI request on November 13, 2018, for himself, Mr. McKinnon, and Ron Sabo (Deputy City Solicitor, Dispute Resolution, Legal & Risk Management Services, Finance & Corporate Services, Hamilton). Byrdena MacNeil (Solicitor, Dispute Resolution, Legal Services, Finance & Corporate Services, Hamilton), the lawyer assigned to assist the Public Works department with FOI 18-189, was later invited to the meeting. None of these individuals recalled this meeting with any specificity. The Inquiry received no evidence to suggest that anyone brought or prepared written materials for the meeting. Mr. McKinnon testified that the attendees would have discussed and established next steps at this meeting, including Public Works staff assembling relevant information.



### 10.3.2. Mr. McGuire Texts Mr. Moore About FOI 18-189

On November 11, Mr. McGuire sent a text message to Mr. Moore, asking if Mr. Moore had seen “the FOI request on friction testing” which asked for “the friction testing back 5 years”. Mr. Moore responded that he had not. Mr. Moore and Mr. McGuire’s text message conversation continued as follows:

[Mr. Moore]: I have been off since Wednesday afternoon [November 7] and for some reason I’m not get [sic] any email to my phone. Anything I had I have [sic] to Rick [Andoga] or Tyler [Renaud] and I put everything in the files. I have nothing.

[Mr. McGuire]: There’s a 2014 draft by Golders with an appendix from Tradewind scientific that is in project wise. Rick and Tyler haven’t seen those? The FOI asks for these kid [sic] of records.

[Mr. McGuire]: Are you in tomorrow as we should review this.

Neither Mr. Moore nor Mr. McGuire remembered speaking on November 12, as Mr. McGuire’s last message contemplated. I believe they did speak at some point on November 12, even if only briefly, because Ms. Edwards’ contemporaneous notes of a subsequent call she and Mr. McGuire had on November 12 reflect information Mr. McGuire said he received from Mr. Moore. This information was as follows:

- Mr. Moore sent the information — either the RHVP friction results or the 2014 Golder Report — to Diana Swaby (Claims Supervisor, Risk Management, Legal Services, Finance & Corporate Services, Hamilton) approximately two years earlier and John McLennan (Manager, Risk Management, Legal Services, Finance & Corporate Services, Hamilton) was aware.
- The Tradewind Report looked at a UK standard and there was no standard in Ontario.
- Mr. Moore felt the report was “a bit misleading” because it was not binding.
- Mr. Moore did not recall receiving a response (either from Risk Management or from the consultant, Ms. Edwards could not recall which).

### 10.3.3. Ms. MacNeil Is Assigned to the FOI 18-189 Response

On the morning of November 9, Ms. Edwards emailed Mr. Sabo about FOI 18-189. Ms. Edwards' email described that Mr. McGuire wanted advice about the FOI request and stated that he was "very anxious" about it. The same day, Mr. Sabo assigned Ms. MacNeil to FOI 18-189, and asked her to touch base with Mr. McGuire. Ms. MacNeil was a solicitor in Legal Services' Dispute Resolution group, overseen by Mr. Sabo. She was one of a small number of City lawyers who handled FOI-related files and Mr. Sabo considered her to have a high degree of expertise in FOI matters. Ms. MacNeil learned about FOI 18-189 from Mr. Sabo during a discussion in her office that day.

Ms. MacNeil and Mr. McGuire first connected via email on Friday November 9, 2018. Between Monday November 12 and December 17, when she went on a leave, Ms. MacNeil had a number of discussions with Mr. McGuire, Mr. Sabo, Nicole Auty (City Solicitor, Legal Services, Finance & Corporate Services, Hamilton), and others about FOI 18-189.

In the first few days after Ms. MacNeil was assigned to FOI 18-189, she received background information and documents. These included a hard copy package of documents, a copy of which the Inquiry did not receive. She also received electronic copies of Dr. Ludomir Uzarowski's (Principal, Pavements & Materials Engineer, Golder) October 2007 email containing the MTO's October 2007 RHVP friction test results, a standalone copy of the Tradewind Report, and the December 2015 Uzarowski Email (described in Chapter 7). Mr. McGuire also sent her a six-page chronology, updated from the briefing note he had first prepared for Mr. McKinnon and sent to Ms. Edwards in early October (described in Chapter 9). This chronology summarized the RHVP's construction, pavement structure, traffic volumes, and upcoming resurfacing; the Tradewind Report and the 2014 Golder Report, and Mr. McGuire's discovery of these reports; the 2015 CIMA Report; information on "wet weather" collisions on the RHVP; and comments made to the media by Mr. Moore and Mr. McGuire.

Ms. MacNeil also received background information from Ms. Edwards, although the Inquiry did not receive clear evidence on the nature of this information. Ms. Edwards may have spoken to Mr. McGuire again in mid-November 2018 and may have had a discussion with Public Works and/or Legal Services staff on November 13, but she

could not recall any substantive details of any discussions after Ms. MacNeil took over FOI 18-189. Ms. Edwards did not have further involvement with FOI 18-189 after November 13.

Ms. MacNeil's evidence was that, based on the chronology, she understood Mr. McGuire to be concerned that the Tradewind Report seemed to differ from what Council, the Hamilton Spectator, and the public had been told about the RHVP, and from what Mr. McGuire himself had previously understood.

On November 13, Mr. McGuire drafted a request for an extension of the deadline to respond to FOI 18-189, in which he described potential sensitivity around friction testing results, potential concern regarding use of a UK friction standard, and work ongoing between Engineering Services and a consultant related to more recent testing. He sent this draft extension request to Ms. MacNeil for review and revision. On November 13, Mr. McGuire submitted a revised extension request, asking for an extension of five to six weeks (until late December 2018 or early January 2019) to respond to FOI 18-189. The language about the potential sensitivity and concerns from Mr. McGuire's draft was not included in the submitted request.<sup>1</sup>

#### 10.3.4. Ms. Jacob Circulates a Chronology of RHVP-Related Events

Meanwhile, on November 12, Susan Jacob (Manager, Design, Engineering Services, Public Works, Hamilton) sent a three-page "Chronology of Events" to Mr. McGuire, copying Mike Becke (Senior Project Manager, Design, Engineering Services, Public Works, Hamilton) and Sarath Vala (Project Manager, Design, Engineering Services, Public Works, Hamilton). The chronology was intended to address questions Mr. McGuire had about the timing of certain decisions related to the RHVP resurfacing. It spanned from October 2013 until November 7, 2018, and set out various activities related to the RHVP, including completed or contemplated work on the parkway, which included the upcoming resurfacing and the City's consideration of hot in-place recycling ("HIR").

---

<sup>1</sup> The Inquiry did not receive evidence of a response to this request. Mr. McGuire ultimately delivered a response to the FOI request on January 14, 2019, as described in Chapter 11.

Two entries in the chronology related to friction: (1) an April 2016 entry that stated “[i]nvestigate improvement of skid resistance by Asset Management”; and (2) an August 27, 2018 entry that stated “Vimy<sup>2</sup> forwarded Mike [Becke] Friction Analysis by Tradewind Scientific”. The second entry related to a discussion Ms. Jacob and Mr. Becke had on November 8, in which Mr. Becke told her of his prior discussions with Golder staff about the Tradewind Report, as described in Chapter 9. At Ms. Jacob’s request, Mr. Becke also sent her documents relating to the Golder Pavement Evaluation and uploaded documents into ProjectWise, including the Tradewind Report, on November 9.

The evidence about Mr. Vala’s involvement in preparing the chronology is unclear. Ms. Jacob remembered having also spoken to Mr. Vala about the Tradewind Report before she sent the chronology on November 12. However, Mr. Vala testified that he learned about the Tradewind Report when it was released publicly. I am unable to reach any findings about what Mr. Vala knew about the Tradewind Report and when.

Following Ms. Jacob’s email, Mr. McGuire and Ms. Jacob emailed about when the decision was made to use a mill and overlay approach for the RHVP resurfacing, rather than HIR. Ms. Jacob thought it was August 30, 2018. As described in Chapter 9, although certain individuals involved, such as Ms. Jacob, may have personally concluded that using HIR for the RHVP resurfacing was not feasible by that date, there is no evidence that the decision to abandon HIR was definitively made by August 30. It was, however, made some time prior to October 18, 2018.

## 10.4. City Staff Consider and Assess the Impact of the Release of the Tradewind Report

Mr. McGuire was on vacation from November 15 to 26, 2018. Although Mr. McGuire could not recall if he assigned any Engineering Services staff to deal with FOI 18-189 during his absence, it is likely that he did not. Consequently, work by Engineering Services on the FOI response appears to have halted altogether during that time. However, as summarized below, during this time, staff in Legal Services and Risk Management took several steps, including initial discussions about RHVP litigation and the potential impact of the Tradewind Report’s release on litigation.

---

<sup>2</sup> “Vimy” refers to Dr. Vimy Henderson (Pavement & Materials Engineer, Golder).

#### 10.4.1. Legal Services and Risk Management Consider Release of the Tradewind Report and RHVP Litigation

On November 14, 2018, Ms. MacNeil advised Mr. Sabo of the requested extension for FOI 18-189, and forwarded him Mr. McGuire's email attaching the electronic documents described above.

At some time in the week of November 12 to 16, Ms. MacNeil appears to have advised Ms. Auty about FOI 18-189 and the Tradewind Report. Although Ms. MacNeil could not recall the initial discussion with Ms. Auty or what prompted it, Ms. Auty testified that Ms. MacNeil advised her about the existence of the Tradewind Report, that inconsistent statements had been made about the RHVP and the Tradewind Report in the past, and that Council had never received the Tradewind Report. Ms. Auty had previously directed staff to bring highly sensitive or Council-related issues directly to her for her awareness and involvement.

Also around this time, Ms. MacNeil spoke to Mr. McLennan because she expected he was involved in RHVP-related litigation given his role as Manager of Risk Management. Ms. MacNeil gave Mr. McLennan a copy of the Tradewind Report. Neither could recall the date or content of their discussion in much detail.

Mr. McLennan's view upon learning of the Tradewind Report, which he shared with Ms. MacNeil, was that the Tradewind Report would be a "hurdle to overcome" in the City's defence of existing claims. In his testimony, Mr. McLennan described that his primary concern was that the City's insurance coverage would be put in jeopardy. Although Mr. McLennan did not believe he raised this concern with Ms. MacNeil at first instance, insurance-related concerns became a consideration for staff in Legal Services soon thereafter.

It appears that Ms. Auty, Mr. Sabo, and Mr. McLennan spoke about the Tradewind Report at some point during the week of November 12 to 16, 2018. As of November 20, Ms. Auty, Mr. Sabo, and Mr. McLennan were involved in considering questions about ongoing RHVP litigation and if or how the City's liability for RHVP-related claims might be affected by release of the Tradewind Report. Ms. MacNeil and Ms. Swaby were involved later and to a lesser extent. Ms. Auty testified that she wanted to have Mr. McLennan and Mr. Sabo involved as "subject matter experts" in risk management

and litigation, respectively, to ensure that she “was aware of all the necessary pieces of the story about what was happening”.

Ms. Auty, Mr. Sabo, Mr. McLennan, and Ms. MacNeil provided consistent evidence that, around this time, they understood – either directly or based on Ms. MacNeil’s opinion – that the Tradewind Report was likely to be a responsive document for FOI 18-189. Nevertheless, staff’s opinion was not without reservation. Although Ms. MacNeil gave evidence that she did not think that the Access & Privacy Office would conclude that any MFIPPA exemptions were applicable to the Tradewind Report, she continued to review and gather information to confirm her understanding and advice. According to Ms. Auty, Ms. MacNeil’s continued review was “largely based” on Ms. Auty’s request. Ultimately, the response Mr. McGuire submitted took the position that parts of the Tradewind Report were subject to possible exemptions, as described below.

Almost immediately after Ms. Auty learned about the existence of the Tradewind Report, she began to consider retaining external legal counsel. She wanted to consult with legal counsel who specialized in municipal law and/or road safety and liability, and obtain a legal opinion regarding the consequences of public release of the Tradewind Report, including what, if any, liability could flow from prior inconsistent statements made to the public or Council about the RHVP and/or the Tradewind Report. Ms. Auty described the legal opinion that she wanted to obtain as a general liability and risk assessment for the City. Ultimately, she selected Mr. Boghosian as her preferred choice. Mr. McLennan testified that an opinion letter from Mr. Boghosian could also have provided some additional reassurance to the City’s insurers. I return to Mr. Boghosian’s retainer below.

As of November 20, 2018, Mr. McLennan had identified what he described as “four significant claims” that could “theoretically” be affected by FOI 18-189. Shillingtons LLP (“Shillingtons”) was legal counsel for most of the serious RHVP and LINC-related claims, except for several files being handled internally by Daniell Bartley (Solicitor, Dispute Resolution, Legal Services, Finance & Corporate Services, Hamilton) and Dana Lezau (Solicitor, Dispute Resolution, Legal Services, Finance & Corporate Services, Hamilton). On November 21, Mr. McLennan directed Ms. Swaby to call Terry Shillington (Partner, Shillingtons) as soon as possible. Ms. Swaby spoke with

Mr. Shillington a few days later, on November 26. In her testimony, Ms. Swaby could not recall the substance of their conversation or what actions came out of that call.

Mr. McLennan's view, which he communicated to Ms. Auty, Mr. Sabo, and Ms. Swaby on November 20, was that although none of the four claims cited a "friction factor", plaintiff counsel may nevertheless attempt to use media stories to support allegations of negligence in claims against the City. Also on November 20, he told Ms. Swaby that release of the Tradewind Report was "[o]bviously not a good turn of events for any of our RHVE files."

On November 23, Ms. Swaby advised Mr. McLennan, Mr. Sabo, and Ms. Auty that Shillingtons had recently asked about the Tradewind Report and their inquiry had been referred to Mr. Moore, who indicated that the report had not been presented to Council. At this time, Ms. Swaby did not advise that Shillingtons had received the Tradewind Report in August 2017, or that she had received a copy of the Tradewind Report from Shillingtons in May 2018; she did so only after the Tradewind Report was disclosed to Council in February 2019. In her testimony, Ms. Swaby explained that she did not consider the date that the City received the Tradewind Report to have been a material fact for claims purposes. Ms. Swaby was on vacation and was not part of the meetings among Ms. Auty, Mr. McLennan, and Mr. Sabo from November 12 to 20, 2018. While it is unfortunate that she did not convey this information to her colleagues, her actions are explained by her lack of involvement in those earlier discussions and thus, a lack of appreciation of the significance of this information. The Inquiry did not receive any response from, or further discussion amongst, Legal Services and Risk Management staff about the information Ms. Swaby provided.

Ms. Auty, Mr. McLennan, Mr. Sabo, and Mr. McKinnon were scheduled to meet in the afternoon of November 26. None of the attendees recalled attending the November 26 meeting or what was discussed but the calendar invitation for this meeting suggests it was to discuss next steps on the RHVP-related issues. Ms. Swaby, Mr. McGuire, and Mr. Soldo were not invited.

On November 26, Mr. McLennan provided a copy of the Tradewind Report to Ryan Ellis (Area Manager, National Walkway Safety Auditing) and retained him to provide a report about the Tradewind Report as a resource to assist Mr. McLennan in better understanding it. Mr. McLennan understood Mr. Ellis to have contracts with the City



related to floor treatments and knew that Mr. Ellis performed friction measurements on floor surfaces. National Walkway Safety Auditing's area of focus was walkways, and it did not have any expertise in testing roadway friction. Mr. Ellis delivered a five-page report to Mr. McLennan on December 12, 2018. Mr. McLennan testified that Mr. Ellis' report ultimately did not assist him in understanding the Tradewind Report. He did not believe that he spoke with anyone else at the City about contacting Mr. Ellis or about Mr. Ellis' report, nor did he provide a copy of the report to his colleagues.

#### 10.4.2. Other Discussions about the Tradewind Report within Legal Services

Mr. Sabo and Ms. Auty gave evidence that in late fall 2018 and continuing into the winter, they had discussions with Mr. Bartley and Ms. Lezau, the City lawyers responsible for the RHVP and LINC claims being handled internally. Mr. Sabo and Ms. Auty testified that, in the context of those discussions, they advised Mr. Bartley and Ms. Lezau of the existence of the Tradewind Report. Neither recalled if they provided them with a copy of the Tradewind Report. The Inquiry did not call Mr. Bartley or Ms. Lezau as witnesses and received limited evidence regarding these discussions, such as when precisely they occurred or what Mr. Bartley and Ms. Lezau were told about the Tradewind Report.

Ms. MacNeil's evidence was that she also spoke to Ms. Lezau on December 7, 2018, as part of Ms. MacNeil's continued work on the FOI response. Ms. MacNeil did not provide Ms. Lezau with any details about FOI 18-189 or the documents Mr. McGuire had discovered as Ms. MacNeil conveyed that she felt it best for that information to come from Mr. Sabo and/or Ms. Auty, and because she "did not want to influence or impact anything related to the litigation." Ms. MacNeil learned from Ms. Lezau that Marco Oddi (Manager, Construction, Engineering Services, Public Works, Hamilton) was examined for discovery on December 7 in an RHVP claim that Ms. Lezau was responsible for. At the Inquiry, Mr. Oddi testified that he did not see the Tradewind Report until after it was disclosed publicly in February 2019, and that when asked about friction testing in his examination for discovery, he advised the plaintiff's counsel that he "wasn't aware of any friction testing". Ms. MacNeil reviewed the City's documentary productions in that litigation; as noted in Chapter 8, the City's affidavit of documents did not include the Tradewind Report.

## 10.5. Public Works' Ongoing RHVP-Related Projects and Further Discussions about the Tradewind Report and FOI Request

Throughout the fall of 2018, and as noted in Chapters 8 and 9, staff from Engineering Services and Traffic continued to work on various RHVP-related projects. These included the RHVP Roadside Safety Assessment, the Lighting Study, the 2017 Annual Collision Report, the Speed Limit Study, the HIR Suitability Study, and the resurfacing anticipated to occur from June to August 2019.

Given the confluence of events that occurred at that time related to some of these projects and FOI 18-189, the section below is organized thematically, rather than chronologically.

### 10.5.1. City Receives a First Draft of CIMA's RHVP Roadside Safety Assessment

On November 23, 2018, Dr. Soroush Salek (Associate Partner, Project Manager, Traffic Engineering, Transportation, CIMA) sent David Ferguson (Superintendent, Traffic Engineering, Traffic Operations & Engineering, Roads & Traffic, Public Works, Hamilton), Martin White (Manager, Traffic Operations & Engineering, Roads & Traffic, Public Works, Hamilton), Ms. Jacob, and Mr. Vala the first draft of CIMA's RHVP Roadside Safety Assessment (the "November 23 Draft Roadside Safety Assessment Report"), as well as some advice regarding the placement of guiderails.

CIMA provided this draft in advance of a progress meeting, which ultimately occurred on December 7, as discussed below. CIMA advised the City that it wished to discuss at the progress meeting CIMA's findings and recommendations in the RHVP Roadside Safety Assessment, what recommendations from the 2013 CIMA Report and the 2015 CIMA Report had been implemented, and whether the City had an explanation for "the abrupt increase in collisions from 2013-2014 to 2015-2017", among other things.

Mr. Ferguson provided Mr. Soldo with a copy of the November 23 Draft Roadside Safety Assessment Report on November 28. Mr. McGuire received a copy some time before December 10.

The November 23 Draft Roadside Safety Assessment Report included sections on CIMA's review of collision data from 2013 and 2017, geometric design, curve advisory speeds, roadside safety devices inventory and condition assessment, shoulder condition, emergency crossover locations, and access to wastewater facilities. CIMA's findings and recommendations in this draft are summarized below, with a particular focus on the first three sections listed above, which are most directly relevant to the matters at issue in the Inquiry.

As background, CIMA provided a summary of the findings and recommendations applicable to roadside safety that CIMA had previously made in the 2013 CIMA Report and the 2015 CIMA Report.<sup>3</sup> CIMA then summarized the collision history review it conducted for the RHVP Roadside Safety Assessment using collision data from 2013 to 2017, noting that its findings were consistent with the findings in the 2013 CIMA Report and the 2015 CIMA Report. CIMA's overall findings included:

- Wet surface collisions were found to represent 64% of mainline collisions and 73% of ramp collisions. The proportion of wet surface collisions on the mainline was “noticeably higher” than the 2015 study (50%), which CIMA noted it had “already” found to be “significantly higher” than provincial and City averages;
- Apparent driver actions of “lost control” and “speed too fast for conditions” were reported in 33% of mainline collisions (44% for wet surface collisions on the mainline) and 56% of ramp collisions (68% for wet surface collisions on ramps); and

---

<sup>3</sup> In the November 23 Draft Roadside Safety Assessment Report, CIMA noted the findings from the 2013 CIMA Report and 2015 CIMA Report about atypically high proportions of single motor vehicle (“SMV”), wet surface, and non-daylight collisions; a high proportion of “lost control” apparent driver action; high operating speeds; and that all locations with the highest collision frequencies were located “within, on approach to, or leaving horizontal curves”. CIMA also noted that it had made recommendations related to signage (including installation of “slippery when wet” signs), speed enforcement, pavement markers, installation of a high-tension cable guiderail along the median, friction testing, and installation of high friction pavement on the approach and curve of the “Mud Street E-W On Ramp”. These reports are described in Chapters 6 and 7.

- These findings suggest that inadequate skid resistance (surface polishing, bleeding, contamination) and excessive speeds may be contributing factors to collisions.
- CIMA also identified critical locations that presented the highest collision frequencies and/or extremely high proportions of wet surface collisions.

CIMA completed a high-level review of the geometry of the RHVP mainline and ramps, using design drawings for a portion of the roadway, and satellite imagery and approximate curve radii for the remaining portion (for which the City had not provided design drawings). Although in its past studies CIMA had addressed geometric issues to some extent,<sup>4</sup> the RHVP Roadside Safety Assessment was the first study to include a geometric design review in its scope. It was therefore the most detailed information City staff had received from CIMA on the possible contribution of the geometric design of the RHVP to collisions.

From its review, CIMA determined that there were three mainline locations that each had a curve radius with a compatible design speed lower than the assumed design speed of 110 km/h:<sup>5</sup> a curve north of Barton Street (475 m radius) and the curves north and south of King Street (450 m radius and 420 m radius, respectively). CIMA advised that curve radii compatible with a design speed lower than the operational speed could be a contributing factor to collisions, particularly if wet surface conditions were present. CIMA reviewed curve advisory speeds on the RHVP ramps, and determined that “none of the ramps require[d] modification from the existing curve advisory speeds.”

Regarding median barriers, CIMA identified areas of high concentration of median-related collisions, and indicated that, based on the width of the RHVP’s medians, median barriers would not typically be considered according to the MTO’s 2017

---

<sup>4</sup> For example, in the 2015 CIMA Report, CIMA identified that locations with the highest concentration of collisions were “within, on approach to, or leaving a horizontal curve”.

<sup>5</sup> As noted in Chapters 2 and 12, and below, the RHVP design speed was actually 100 km/h, not 110 km/h as CIMA had initially assumed. In the November 23 Draft Roadside Safety Assessment Report, CIMA noted that the relevant standard at the time the RHVP was designed and constructed (the 1985 MTO Design Guide) indicated that a curve radius of 420 m was compatible with a design speed of 100 km/h. As discussed below, CIMA updated this aspect of its report in a subsequent draft.

Roadside Design Guide standards. However, pursuant to the 2017 Roadside Design Guide, CIMA completed a cost-benefit analysis and determined that a median barrier was cost effective, given CIMA's prior identification of concerns about cross-median collisions in the 2015 CIMA Report. CIMA noted that a median barrier would be considered a long term countermeasure that would not be implemented in conjunction with resurfacing. CIMA recommended that the City monitor cross-median collisions after the resurfacing and implementation of other countermeasures, and re-evaluate accordingly.

CIMA provided several recommendations "to reduce collision frequency/severity", and noted that its focus was predominantly on short-term improvements, with discussion of medium or long term recommendations where relevant. These recommendations included:

- Ensure the pavement design for the upcoming resurfacing considered the history of wet surface collisions and investigate the need for a higher friction surface.
- Consider installing high friction pavement on approach and through the curve on the Mud Street east-west on ramp.
- At various interchanges and ramps identified by CIMA, consider installing oversized speed limit signs/speed feedback signs, pavement marking text and/or peripheral transverse bars (which are understood to be a type of pavement marking), installing and/or intensifying "slippery when wet" signage (potentially supplemented by rain activated flashing beacons), and conducting regular speed enforcement.
- Monitor the effect of the other countermeasures on median-related collision frequency and severity (particularly wet surface collisions, which CIMA noted might be reduced by improved pavement friction) and consider further investigating the need for installing a median barrier in the long term.

The summary of findings and recommendations section was not yet drafted in the November 23 Draft Roadside Safety Assessment Report. This section was added to the final draft of the RHVP Roadside Safety Assessment report sent to the City in January 2019.

### 10.5.2. Mr. Soldo and Mr. Malone Speak on November 30, 2018

Mr. Soldo and Mr. Malone had a pre-arranged call on November 30. The purpose of the call was to discuss the November 23 Draft Roadside Safety Assessment Report and the Speed Limit Study, which CIMA had delivered in final form on October 22, 2018. The Speed Limit Study is described in Chapter 9.

Mr. Soldo testified that he recalled the call. However, much of his evidence about their discussion was very general in nature and without specific recollection. Mr. Malone took contemporaneous notes of this call but did not recall it in detail.

Mr. Soldo testified that he felt that some of CIMA's findings in the November 23 Draft RHVP Roadside Safety Assessment Report, particularly those related to geometric issues, were concerning, and he wanted to speak to Mr. Malone about this. Around this time, Mr. Soldo had begun to consider reducing the 90 km/h posted speed limit on the RHVP, irrespective of CIMA's recommendation in the Speed Limit Study to maintain the speed limit. Mr. Soldo recalled at the Inquiry that on November 30, he and Mr. Malone had "a high level discussion" about different topics, including the role of stopping sight distance in determining appropriate posted speed limits and the superelevation and curvature of the RHVP.

Mr. Soldo testified that, during this call, it became evident to him that Mr. Malone was aware of the data from the Tradewind Report. I am satisfied that Mr. Soldo and Mr. Malone had some discussion related to friction during the November 30 call. However, I accept Mr. Malone's evidence that he was not aware of the data from of the Tradewind Report, or its existence before this call, nor did he learn of either during the call. Mr. Malone recalled only discussing friction as a concept more generally, in terms of stopping sight distance and the speed limit.

In his testimony, Mr. Soldo pointed to his recollection that he and Mr. Malone discussed a difference in friction values between the RHVP and LINC and some graphs that plotted friction values, the latter of which Mr. Soldo said led him to feel that Mr. Malone had seen the graphs in the Tradewind Report. As discussed in Chapters 7 and 9, Mr. Malone was well aware of CIMA's past recommendations for friction testing, knew about the 2007 MTO testing graphs from his discussion with Mr. Moore in 2015, and had spoken to Mr. McGuire about friction testing a few months prior. Mr. Soldo was

not aware of these discussions. Mr. Soldo also testified that he was “pretty confident” of Mr. Malone’s knowledge of the Tradewind Report, in part because, according to Mr. Soldo, by November 2018, multiple City staff including “his staff” were aware of it. Both Mr. Ferguson and Mr. White disputed this in their testimony. Mr. Soldo and Mr. Malone came into this conversation with different information regarding RHVP friction testing, and neither were aware of what the other knew.

It is quite likely that Mr. Soldo may have misunderstood Mr. Malone’s familiarity with friction testing generally to be familiarity with the Tradewind testing specifically. Mr. Soldo testified that he could not definitively recall providing Mr. Malone with any details regarding the Tradewind Report or the underlying testing, or using the words “Tradewind” or “Golder”. Mr. Malone’s notes from this call did not include evidence of such a discussion, but did include a reference to “[d]eal w pavement – study from Edward”, which Mr. Malone testified was related to the staff report Mr. Soldo was preparing with Mr. McGuire. Given Mr. Malone’s note-taking practices, his notes would have reflected some reference to a detailed discussion about friction results and graphs if one had occurred.

What is clear from the evidence is neither Mr. Soldo nor Mr. Malone took any steps after their November 30 call that would have revealed their miscommunication. Mr. Soldo did not seek or receive input from Mr. Malone regarding the Tradewind Report at this time, provide Mr. Malone with the Tradewind Report, confirm in writing whether Mr. Malone already had it, or ask Mr. Malone to complete any work related to the Tradewind Report or to address it in the RHVP Roadside Safety Assessment, and Mr. Malone did not follow up. Mr. Soldo testified that he assumed that “[Mr. Malone] would take that information into consideration when he [was] doing his work”. Mr. Soldo also testified that he viewed addressing the Tradewind Report as being the responsibility of Engineering Services, not his responsibility or the responsibility of his staff in Traffic.

### 10.5.3. Mr. McKinnon and Mr. McGuire Meet with Mr. Moore on November 27, 2018

After raising the prospect with Legal Services, Mr. McKinnon and Mr. McGuire met with Mr. Moore to discuss the RHVP, and the Tradewind Report in particular, on November 27, 2018. Both Mr. McKinnon and Mr. McGuire took contemporaneous notes of this meeting. Mr. McKinnon provided his notes to Legal Services shortly after the meeting.



Mr. McKinnon testified that the purpose of the meeting was to hear Mr. Moore's "side of the story". Apart from their brief discussion in October 2018, Mr. McKinnon believed Mr. Moore's voice in the narrative had been absent. Mr. McKinnon must not have been aware of Mr. McGuire's discussion with Mr. Moore on November 12, 2018.

Although Mr. McKinnon described the tone as not being acrimonious, he did comment in his testimony that it was "a typical Gary meeting", meaning that Mr. Moore had a "certain" communication style. I take from his comments that the meeting was likely not a quiet or particularly relaxed one. Mr. Moore had no recollection of what was discussed at the meeting, beyond that it related to the RHVP. The evidence is clear that Mr. McKinnon and Mr. McGuire were gathering information from Mr. Moore on the history of the RHVP, with a particular focus on friction testing.

Mr. McKinnon and Mr. McGuire's notes and these witnesses' testimony indicate that the following was discussed, at a minimum:

- The RHVP was paved with SMA. The MTO was also using SMA. Mr. Moore said that the "MTO was having problems with their mixes but didn't tell anyone".
- The MTO conducted friction testing in 2007. There were minimal details on what exactly was discussed regarding these results, apart from the fact that Tradewind used different methodology when it tested the road in 2013 (this information from Mr. Moore is consistent with Dr. Uzarowski's evidence that, in March 2016, he advised Mr. Moore that the Tradewind and MTO results were not directly comparable.) While Mr. McGuire had prior knowledge of the MTO testing (as described in Chapter 9), Mr. McKinnon testified that he likely first learned of the MTO testing during the November 27 meeting.
- The testing that resulted in the Tradewind Report was "undertaken in response to anecdotal stories that it was slippery".
- Golder subcontracted the Tradewind Report as part of the 2014 Golder Report, which also addressed cracking on the RHVP, and which was only received in draft. Mr. McKinnon asked if the draft status of the 2014 Golder Report indicated that there was some interruption in the assignment. Mr. Moore advised that Golder had been paid. Neither Mr. McGuire nor Mr.

McKinnon recalled if Mr. Moore indicated why the 2014 Golder Report was not finalized.

- Mr. Moore felt the Tradewind Report was inconclusive because it applied a standard from the UK. Mr. McKinnon testified that he was not sure if he understood Mr. Moore to have expertise in friction testing, but expected that Mr. Moore was familiar with and understood friction testing and its results.
- Mr. McKinnon understood that Mr. Moore had some discussions with Golder after he had received the results in 2014, although Mr. McKinnon could not recall if this understanding originated from this meeting in particular. Mr. McKinnon understood that Mr. Moore's discussions were in the nature of "further interpretation on the results" or asking Golder what further investigation the City should do, but that ultimately nothing came of it. Mr. Moore did not provide any details on these discussion(s).
- Although the Tradewind Report recommended further testing, no such testing had been conducted between 2014 and 2017. Mr. McGuire and Mr. McKinnon testified that they were not concerned with that gap in time. Mr. McGuire attributed this to the fact that Golder and Tradewind had not outlined any timelines for further work.
- In 2017, following the CTAA conference in Halifax, the RHVP was programmed for resurfacing. Mr. Moore apparently did not convey, and/or Mr. McGuire and Mr. McKinnon did not understand, that Engineering Services originally contemplated a surface treatment rehabilitation of the RHVP (rather than resurfacing) in 2016, that plans for resurfacing were discussed by early 2017, and that the CTAA conference was actually the catalyst for the City's shift to considering HIR.

Mr. McKinnon's notes also appear to connect the Tradewind Report and the 2014 Golder Report with the Golder Pavement Evaluation, particularly his note stating: "Feb 2018 – Gary indicated we sat on it for a while and ultimately decided to do a polished stone value analysis – Ireland. Undertaken thru Golders". This purported connection is inconsistent with Mr. Moore's testimony and the finding, discussed in Chapter 8, that the Golder Pavement Evaluation was for the purpose of assessing the feasibility

of using HIR to resurface the RHVP. In my view, the Golder Pavement Evaluation was not conducted to satisfy the further investigation recommended by Tradewind in the Tradewind Report.

At the November 27 meeting, Mr. Moore suggested that the City's Legal Services department contact the MTO "about their protocol around FOI for such request". This is consistent with Mr. Moore's comments over time that information related to friction testing was not, and perhaps should not be, shared with the public for liability purposes.

Although the November 27 meeting occurred more than two months after Mr. McGuire found the Tradewind Report, the meeting was a fairly preliminary and high-level information gathering discussion about the RHVP and friction testing. Certain topics, such as the impact of friction testing on safety and Mr. Moore's inaccurate statements about the friction testing to the Hamilton Spectator, appear not to have been raised.

#### 10.5.4. Mr. McGuire Contacts Dr. Uzarowski about the Golder Pavement Evaluation Results

Also on November 27, 2018, Mr. McGuire contacted Dr. Uzarowski regarding the results of the Golder Pavement Evaluation. Mr. McGuire wanted to obtain Golder's report for this project, which Golder had not yet provided. This was Mr. McGuire's first outreach to Dr. Uzarowski.

On November 28, Dr. Uzarowski emailed Mr. McGuire attaching the pavement texture measurements ("Sand Patch Testing") and Polished Stone Value ("PSV") results from the Golder Pavement Evaluation. In his email (the "November 2018 Uzarowski Email"), Dr. Uzarowski wrote the following regarding the results:

As discussed yesterday, please find attached the results of the pavement testing on the Red Hill Valley Parkway carried out in January 2018. A hard copy of the results was presented at the meeting with the City representatives in March 2018.

We have the following comments:

1. The coring and testing operation on the RHVP was carried out at night of December 6/7 2017. Please note that there was light snow and negative temperatures during the testing.
2. The results of the PSV testing - the obtained core samples were delivered to the Golder's laboratory in Whitby where the aggregates were extracted. The samples of the aggregates were then sent to James Fisher Testing Services in Ireland for Polished Stone Value (PSV) testing. The reported corrected PSV value is 45. This value is considered to be an average or medium for traprock aggregates.
3. The measured texture depth (MTD) was determined on the site using the Sand Patch Method. The average MTD is 1.25 mm. A pavement with good macrotexture should have the MTD of about 1.0 mm.
4. Please note that we attempted to run the British Pendulum Test; however, due to light snow and negative temperatures the test was considered meaningless.

In response, Mr. McGuire emailed Dr. Uzarowski twice between November 28 and December 4, asking for a copy of the final report for the Golder Pavement Evaluation with recommendations. Mr. McGuire asked why the British Pendulum Testing ("BPT") had not been performed during more favourable conditions at another time. In these emails, Mr. McGuire also told Dr. Uzarowski that the topic was the subject of an FOI request and that the City's legal team was "looking for all our files on tis [sic] project." Dr. Uzarowski responded, advising that he would contact Mr. McGuire on December 6 to discuss.

Mr. McGuire's outreach to Dr. Uzarowski starting on November 27, 2018, led to several emails (some of which are described above), a meeting between them on December 18, and continued discussions regarding the RHVP in December and January, described below and in Chapter 11.

## 10.6. Audit Services Obtains the Tradewind Report

As noted in Chapter 9, in 2018, Audit Services commenced a pavement-related value for money audit (the "VFM Audit") within Public Works. Dipankar Sharma (Senior

Project Manager, Continuous Improvement, Engineering Services, Public Works, Hamilton) had been tasked with providing Domenic Pellegrini (Senior Internal Auditor, Office of the City Auditor (Audit Services), City Manager's Office, Hamilton) with documents relevant to the VFM Audit. By August 2018, the VFM Audit had expanded to include an evaluation of RHVP and LINC expenditures and pavement treatments.

On November 9, 2018, Mr. Sharma provided Mr. Pellegrini with several State of the Infrastructure reports for the City's road network.<sup>6</sup> Mr. Pellegrini subsequently reached out to Mr. Sharma for a meeting and to request more specific information about the deterioration of the RHVP and LINC over time. Mr. Sharma advised that he would try to get more information, but that it could take some time.

Sometime around November 12, Mr. Pellegrini received a redacted copy of the 2014 Golder Report through interoffice mail, without any indication of who sent it. The Tradewind Report, originally appended to the 2014 Golder Report as Appendix E, was not included in the copy of the 2014 Golder Report sent to Mr. Pellegrini. In addition, the copy sent to Mr. Pellegrini was redacted to remove all references to the Tradewind Report in the body of the 2014 Golder Report. The only reference to Tradewind that was not redacted was the reference to Appendix E "Friction Testing Results" in the table of contents.

The Inquiry received unclear evidence about the decision to prepare and provide the redacted 2014 Golder Report to Mr. Pellegrini. Ms. Cameron, Mr. McGuire's assistant, testified that she made the redactions at Mr. McGuire's direction. Mr. Sharma testified that he did not know who provided Mr. Pellegrini with the redacted report or who redacted it. On balance, and despite Mr. McGuire's testimony to the contrary, I am satisfied that it was Mr. McGuire, on Ms. MacNeil's advice, who gave the direction to provide a redacted copy to Mr. Pellegrini. Mr. McGuire was concerned that Audit Services might release this information before Engineering Services and Legal Services could address the FOI request and brief Council about the issue.

In a series of emails that followed, on November 27, Mr. Sharma, on Mr. McGuire's direction, advised Mr. Pellegrini that Engineering Services had received an FOI

---

<sup>6</sup> Background information about the State of the Infrastructure reports is provided in Chapter 4.

request, and that the document was redacted “as advised by legal” and would be provided when legal had reviewed the report.

When Mr. Pellegrini requested to see an unredacted copy of the report, Mr. McGuire responded that the redacted paragraphs and a 13-page appendix about friction testing had been withheld on Legal Services’ advice because the data was subject to an FOI request and ongoing litigation. Mr. McGuire copied Ms. MacNeil on this email and referred to her as the assigned solicitor for the FOI request. Mr. McGuire also advised Mr. Pellegrini that he could come to Mr. McGuire’s office to see an unredacted copy.

Mr. Pellegrini did so on December 4, while Mr. McGuire was in a meeting. With Ms. Cameron’s knowledge, Mr. Pellegrini made copies of the information that had been redacted from the copy of the 2014 Golder Report sent to him. He also made a copy of the Tradewind Report.

There was clearly a misunderstanding between Mr. McGuire and Mr. Pellegrini. Mr. McGuire thought that Mr. Pellegrini had agreed only to read — not copy or take — the unredacted 2014 Golder Report, until the FOI request had been addressed. For his part, Mr. Pellegrini testified that he was never told he would have access for reading only. Mr. McGuire and Mr. Pellegrini spoke on December 4, after Mr. McGuire learned that Mr. Pellegrini had taken copies of the redacted information. According to Mr. Pellegrini, during their call, Mr. McGuire conveyed that Mr. Pellegrini did not “understand how much trouble” Mr. McGuire was in, and that Mr. McGuire would have to talk to Legal Services.

Two days later, Mr. Pellegrini requested a meeting with Mr. McGuire to discuss a number of questions specific to friction levels and testing on the RHVP — referred to by Audit Services as the “Lines of Enquiry” — including whether there was an ongoing issue with the adequacy of friction levels on the RHVP, whether Council had been notified about the low friction levels, what steps had been taken in respect of these friction levels, and whether the RHVP friction levels were being monitored.

At a meeting on December 10, 2018, Mr. McGuire declined to provide information, after receiving advice from Ms. MacNeil. Mr. Pellegrini escalated this to Charles Brown (Auditor General, Office of the City Auditor (Audit Services), City Manager’s Office, Hamilton), who contacted Mr. Zegarac (the Interim City Manager). Mr. McKinnon also

explained to Mr. Zegarac and later to Mr. Brown, that Engineering Services needed “some breathing room” because the capital budget process was at a critical time, the FOI request related to RHVP friction information needed to be addressed, and Mr. McGuire was new to his role as Director of Engineering Services and did not have a Manager of Asset Management, as this role was then vacant.

Audit Services continued its work on the VFM Audit over the next several months. From November 2018 and into 2019, Mr. Pellegrini requested further documents from Engineering Services and Traffic. Mr. Sharma remained Mr. Pellegrini’s primary point of contact and, with assistance from Ms. Cameron, collected reports relating to the various projects that Golder had conducted for the City from 2013 to 2018.

Between December 2018 and February 2019, Audit Services also conducted interviews with Mr. McGuire and Dr. Uzarowski about the 2014 Golder Report and the Tradewind Report, among other things, and met with Mr. Moore in February 2019. As set out in Chapter 11, Mr. Brown reported to Council on the VFM Audit on February 6, 2019, at the same GIC meeting in which the Tradewind Report was disclosed to Council.

## 10.7. Public Works and Legal Services Continue Discussing the RHVP and FOI 18-189

### 10.7.1. Mr. McGuire and Ms. MacNeil Meet on December 3, 2018

Mr. McGuire, Ms. MacNeil, and Ms. Cameron met in Mr. McGuire’s office on December 3, 2018, to discuss the RHVP and FOI 18-189 (the “December 3 Meeting”). Mr. McGuire and Ms. MacNeil were the primary contributors to the discussion; Ms. Cameron took notes and recorded action items. The Inquiry received a partial audio recording of this meeting, likely taken by Ms. Cameron, along with an agenda and notes.

The purpose of the December 3 Meeting was to discuss the response to FOI 18-189, including the documents Ms. MacNeil had received from Engineering Services and what remained outstanding. Ms. MacNeil explained at the meeting that ultimately, it was the Access & Privacy Office who would determine what records would and would not be released to the FOI requestor. They discussed four documents, in particular: the Tradewind Report, the 2014 Golder Report, the 2015 CIMA Report,



and the November 2018 Uzarowski Email. Regarding FOI 18-189, Mr. McGuire said that he wanted to be “100% compliant” in responding to the FOI request, and wanted to ensure that they did not “release anything we shouldn’t” or “not release stuff that we should”. To that end, they decided to review with Legal Services whether the City could take the position that recommendations in the 2014 Golder Report and in the Tradewind Report, and the entire 2015 CIMA Report, were non-responsive to the FOI request or subject to an exemption. Action items flowing from this meeting included confirming the revised response date for FOI 18-189, asking the Access & Privacy Office for the status of the extension, and determining the status of purchase orders and the Golder Pavement Evaluation.

The agenda, the recording, and the notes from the December 3 Meeting reflect an in-depth discussion that went beyond the response to FOI 18-189. They discussed Mr. McGuire’s understanding of Mr. Moore’s view on the Tradewind Report, the testing completed in the Golder Pavement Evaluation, the decision to consider using HIR to resurface the RHVP, the HIR Suitability Study, and upcoming staff reports by Public Works to Council related to the RHVP. The recording provides a helpful record of what was discussed during this meeting, which distinguishes the December 3 Meeting from many others during this time period (for which there were often minimal recollections of what was discussed). The recording also provides contemporaneous evidence of Mr. McGuire’s understanding of issues, which assisted in weighing his evidence before this Inquiry, given his lack of clear recollection of many events.

Mr. McGuire’s comments at the December 3 Meeting reflect that, by this point, he had a working understanding of the history of the RHVP and that he was confused about and/or critical of Mr. Moore’s conduct over time. For example, Mr. McGuire expressed his confusion and criticism that CIMA had not been aware of the Tradewind Report when it prepared the 2015 CIMA Report, referring to this as “working with one arm tied behind your back”. The notes recorded that Mr. McGuire “ha[d] no insight” into why there had not been a discussion or action in response to CIMA’s recommendation

for friction testing in the 2015 CIMA Report.<sup>7</sup> Ms. MacNeil asked Mr. McGuire if Traffic had responsive records. Mr. McGuire advised that Traffic would not have records responsive to friction testing.

Mr. McGuire relayed to Ms. MacNeil that Mr. Moore's "basic position" was that there was no standard in Ontario or Canada and therefore, that "this test" (which is understood to be the Tradewind friction testing) did not tell him anything. Although Mr. McGuire acknowledged that the City was "advanced in its asphalt" and credited much of this to Mr. Moore, he also expressed his view that Mr. Moore considered "his knowledge of asphalt [as] superior to everyone else's". Although Mr. McGuire did not make an express statement in the recording that he agreed or disagreed with Mr. Moore's view that the Tradewind Report was inconclusive, at various points in the recording, Mr. McGuire referred to the City's "major friction issue" and/or that there was a friction test that was "negative".

It is clear from the recording of the December 3 Meeting that Mr. McGuire had concerns about the messaging that had been given to the public, the lack of remedial work done in the time since the City received the Tradewind Report and the 2014 Golder Report in 2014 (notwithstanding Mr. McGuire's testimony that he was not concerned about the three-year gap between the Tradewind Report and the Golder Pavement Evaluation in 2017), the lack of advanced programming for the resurfacing (which would have been typical for projects of this scale),<sup>8</sup> and the way in which the planning for the resurfacing had occurred.

---

<sup>7</sup> Mr. Malone's spousal relationship with Betty Matthews-Malone, who was the Director of Operations (Public Works, Hamilton) at the time of the 2015 CIMA Report was also discussed at the meeting. This possible concern of a conflict of interest as a result of this spousal relationship was raised on a few other occasions in December 2018. I find no evidence to indicate that any conflict of interest existed. Traffic did not report to Ms. Matthews-Malone at the time of the 2015 CIMA Report, and Ms. Matthews-Malone did not have any involvement in CIMA's retainer for this project. In addition, both Ms. Matthews-Malone and Mr. Malone gave evidence about the steps they took to disclose and address their spousal relationship with their respective employers.

<sup>8</sup> As noted in Chapter 8, the Inquiry received evidence that larger capital projects would typically be "forecast" in the capital budget several years before the work was scheduled to occur.

Regarding the planning for the resurfacing, Mr. McGuire expressed confusion in the meeting about why Golder had been asked to conduct friction testing (the BPT) as part of the Golder Pavement Evaluation, and about the lack of a repeat BPT or other friction testing as part of the HIR Suitability Study since the BPT Golder performed had not provided meaningful results. Mr. McGuire also expressed confusion regarding the decision to consider using HIR to resurface the RHVP, saying “this whole diversion of hot-in-place, to me, is bizarre. We knew the material wasn’t sufficient but we wanted to repurpose it and I don’t get it. I truly don’t. Those are the questions that someone is going to have to ask Gary about why did we go down this path?” Mr. McGuire told Ms. MacNeil that he decided to abandon the City’s consideration of HIR to resurface the RHVP sometime after discovering the Tradewind Report on September 26, 2018, but that he had not “put that in writing anywhere”.<sup>9</sup>

Mr. McGuire advised Ms. MacNeil that there were three RHVP-related reports on the outstanding business list (“OBL”) that were scheduled to be presented to the PWC on January 14, 2019.<sup>10</sup> He advised Ms. MacNeil of CIMA’s findings in the Lighting Study, including that CIMA had identified a “high propensity” for accidents in wet surface conditions but no significant relationship between collisions and light conditions. On this point, Mr. McGuire stated “it’s not the driver because CIMA knows that the major issue on the Red Hill is wet weather performance”. Mr. McGuire also advised that “one of the things Traffic has spoken about, is there is a lot of single motor vehicle accidents in the wet on the Red Hill, that aren’t in the dark.”

Mr. McGuire expressed concern about bringing the RHVP safety-related reports that Public Works was working on to the PWC in January without first raising with Council the issues related to FOI 18-189. He felt this could appear that staff were delivering mixed messaging or that they were uncoordinated. Mr. McGuire suggested approaching the messaging to Council as a recognition that the information in the Tradewind Report was “inconsistent with our previous message and have been telling the public that there is no conclusive testing”, but that the RHVP resurfacing using a new mix would be their “number one project” in 2019, and that additional safety

---

<sup>9</sup> As discussed in Chapter 9 and above, and notwithstanding Mr. McGuire’s comments, I am not persuaded that Mr. McGuire made this decision as a result of his discovery of the Tradewind Report.

<sup>10</sup> These reports, discussed in Chapter 11, were ultimately presented to the GIC on February 6, 2019.

upgrades would be made concurrently “to bring it up to the highest possible safety standards”. Mr. McGuire felt it should ultimately “be a good news story”. During this discussion, Mr. McGuire stated that he was at the point where he was comfortable with the knowledge that he had and that he was making his decisions on the right information.

The partial recording of the December 3 Meeting and the meeting notes did not capture an express discussion about whether the friction results in the Tradewind Report created a safety issue for drivers on the RHVP prior to resurfacing. Mr. McGuire was asked at the Inquiry if, at the time of the December 3 Meeting, he had considered the safety of the RHVP. He advised that he was primarily focused on the upcoming resurfacing, and that he knew that countermeasures had been implemented following the 2015 CIMA Report. Ms. MacNeil gave evidence that she would have advised Ms. Auty or Mr. Sabo if she had any concern that there was an outstanding safety issue on the RHVP, but that she understood from her discussions with Mr. McGuire that he and Public Works staff were addressing the safety of the RHVP. Mr. McGuire was asked in testimony if, by this time, he had considered whether it would be possible to apply microsurfacing on the RHVP in advance of the upcoming resurfacing. He testified that his understanding at that time was that such rehabilitation would require warmer weather to implement, but that he did not yet have a lot of information on microsurfacing.

Mr. McGuire, Ms. MacNeil, and Ms. Cameron also discussed the possible liability resulting from the release of information responsive to FOI 18-189. Ms. MacNeil advised Mr. McGuire, in effect, not to concern himself with that and to make the best decisions he could in the present circumstances with the knowledge that he had acquired.

It appears from their discussion during the December 3 Meeting that neither Mr. McGuire nor Ms. MacNeil viewed themselves as a decision maker on whether the issue was going to be brought to Council, and if so, how. They both echoed this before the Inquiry. During the meeting, Ms. MacNeil indicated to Mr. McGuire that she was assisting with the FOI 18-189 response, and that Ms. Auty, Mr. Sabo, Mr. McLennan, Mr. Zegarac, and Mr. McKinnon were all involved in the decision as to whether there was a need to inform Council. Ms. MacNeil reiterated that view in her evidence to the Inquiry; she viewed informing Council as independent from the FOI 18-189 response,

although she understood there was some overlap so that a report to Council could be appropriately timed.

After the December 3 Meeting, Ms. MacNeil contacted Ms. Auty to arrange a meeting to discuss the “RHVP matter”. Mr. Sabo (to whom Ms. MacNeil reported directly) was on vacation at the time. Neither Ms. MacNeil nor Ms. Auty had a specific recollection of what details Ms. MacNeil provided to Ms. Auty at this meeting. However, Ms. Auty’s general recollection was that Ms. MacNeil provided her with several updates, including about her meeting with Mr. McGuire, that Ms. MacNeil and Public Works staff had reviewed and discussed the documents collected in response to FOI 18-189 to date, and that Ms. MacNeil had determined that, in her view, no exemptions to FOI 18-189 were likely to apply.

Ms. MacNeil sent Ms. Auty the Tradewind Report and the 2015 CIMA Report on December 4, referring to them as “two of the four key reports”. Ms. Auty believed this was the first time she received the Tradewind Report.

### 10.7.2. Insurance Adjuster Requests RHVP Friction Results

On December 4, 2018, Risk Management received a letter from an independent insurance adjuster in connection with an accident on the RHVP on November 22, 2018, in which a tractor-trailer spilled approximately 44,000 litres of its liquid asphalt cargo onto the RHVP mainline and median. The insurance claim letter referenced engineering assessments completed on the RHVP perpetual pavement and “numerous” media articles describing slippery conditions on the RHVP, and requested production of “engineering reports with respect to the friction tests”. The Inquiry did not receive any documents evidencing a response from Risk Management to the letter or any production of the Tradewind Report to the insurance adjuster.

Ms. MacNeil, Ms. Auty, Mr. Sabo, and Mr. McGuire all received the claim letter on December 4, via a series of internal email forwards within the City. In an email to Ms. MacNeil, Mr. McGuire noted “More interest in the RHVP files.”

### 10.7.3. Senior City Staff Meet on December 6, 2018

On December 4, 2018, Ms. Auty proposed a meeting “to discuss the totality of the reports and information on this issue and review options for next steps.” This meeting

occurred on December 6, 2018 (the “December 6 Meeting”), and was attended by Ms. Auty and Ms. MacNeil (of Legal Services), Mr. McKinnon and Mr. McGuire (of Public Works), Mr. McLennan (of Risk Management), and Mr. Zegarac (the Interim City Manager). Before the meeting, in the context of a draft staff report that Mr. Soldo sent about the Speed Limit Study, Mr. McGuire advised Mr. Soldo about the December 6 Meeting, that Legal Services and Risk Management were to advise of the next steps, and that Mr. McGuire “would let him know as soon as possible.”

Ms. Auty testified that “given the potential liability and the work that [they] were all collectively doing”, she felt it was important to have an opportunity for them to speak and collaborate. She also testified that her role was to look at liability and the legal implications of releasing the Tradewind Report, while Public Works staff were responsible for conducting a safety assessment. From her perspective, Legal Services and Public Works were coordinating their approaches “in terms of bringing information to Council”, but each was conducting their own review and would provide Council with their expertise in the two different areas, with Legal Services’ “being legal and liability review” and Public Works’ “being the public safety of the roadway.” I return to the consequence of this method of collaboration in Chapter 12.

As with many meetings in the late fall and early winter, many of the attendees (all of whom gave evidence at the Inquiry) did not have a clear recollection at the Inquiry of what was discussed at the December 6 Meeting and/or could not distinguish it from other meetings with similar attendees. Further, many witnesses recalled the focus of the December 6 Meeting and the topics discussed differently. It is therefore difficult to make concrete determinations on what occurred during this meeting. From the disparate recollections, the following topics were likely discussed.<sup>11</sup>

### **FOI 18-189, Audit Services, and When and How to Inform Council**

Ms. MacNeil described her role at the meeting (the date of which she did not specifically recall) as being to provide an update on the status of FOI 18-189. In her

---

<sup>11</sup> Mr. McGuire produced notes dated December 6, 2018, which referenced some of these topics. Mr. McGuire could not, however, recall what these notes were from. He also did not have a specific recollection of this meeting, but recalled generally attending meetings during this time. It is therefore possible that these notes were taken during this meeting, however Mr. McGuire could not confirm this.

view, another purpose of the meeting was to discuss that Audit Services had obtained an unredacted copy of the 2014 Golder Report and to determine if any decisions needed to be made as a result.

The decision to notify Council was made at or prior to the December 6 Meeting, whether expressly or implicitly. Ms. Auty testified that, in her view, the City Manager, with input from Legal Services and Public Works, was responsible for determining whether and when the issue was reported to Council.

Both Mr. Zegarac and Ms. Auty were of the view that the Tradewind Report was likely to be released in response to FOI 18-189, that this could result in legal risk to the City, and that consequently, Council would have to be informed. In my view, the FOI and Audit Services' possession of the Tradewind Report were both factors that contributed to the decision to notify Council.

Mr. Zegarac testified that there was a discussion, possibly at the December 6 Meeting, about bringing the issue to Council in mid-December. Mr. Zegarac did not have a clear sense of what exactly was going to be brought to Council, but understood that Public Works was working to bring the technical information alongside the litigation-related information that Legal Services was preparing. Ultimately, City staff determined that they would not be in a position to provide complete information to Council in December. I note that Council had its inaugural post-election meeting on December 3, 2018, and the City's budgeting process was underway, which may have impacted staff's ability to get a new item on the Council agenda.

### **Retaining External Legal Counsel**

Ms. Auty testified that she thought she advised the attendees at the December 6 Meeting that she was in the process of retaining external legal counsel. Although none of the other attendees gave evidence that they recalled such a discussion during the December 6 Meeting, both Mr. Zegarac and Mr. McKinnon indicated that they became aware of an external counsel retainer at some point. Similarly, Ms. MacNeil's evidence was that Ms. Auty had told her some time in early December 2018 that she wanted to retain Mr. Boghosian.



### **Safety of the RHVP**

Several witnesses who attended the December 6 Meeting testified that there was discussion at the meeting about whether the RHVP was safe and that, coming out of the meeting, there was a shared understanding that it was.

For example, Ms. MacNeil's evidence was that Public Works "indicated that they were either presently satisfied that it was, or that they were doing what needed to be done to ensure its safety." Mr. McLennan had a clear recollection that Mr. McKinnon and Mr. McGuire "felt under no circumstances that [the RHVP] needed to be closed" because "they didn't consider it to be an unsafe roadway." Mr. Zegarac testified that he relied on Public Works staff to address any interim safety measures or safety enhancements. He recalled having discussions with Public Works staff — likely Mr. McKinnon, Mr. McGuire, and Mr. Soldo (who did not attend the December 6 Meeting) — about interim safety measures at some time.

Despite the consensus among witnesses that they understood from the December 6 Meeting or in subsequent meetings in December that the "road was safe", none of the witnesses provided detailed evidence about when that conclusion was reached or what information, if any, was provided as a basis for this conclusion, apart from the fact that the roadway was going to be resurfaced.

Ms. Auty did not recall having discussions about whether Public Works had provided CIMA with the Tradewind Report, or whether Public Works intended to have CIMA provide a safety opinion having regard to the Tradewind Report results. According to his testimony, at this time, Mr. Soldo (who, as noted, was not at this meeting), believed that Mr. Malone was aware of the Tradewind Report (despite the above finding that he was not) but had not requested that CIMA review the Tradewind Report. Mr. McGuire had also not requested external advice from Golder or CIMA for this purpose.

## 10.8. City Staff Discuss the RHVP Roadside Safety Assessment and Other RHVP Projects

Staff from CIMA and the City met on December 7, 2018, for a progress meeting regarding the RHVP Roadside Safety Assessment. Mr. Ferguson, Ms. Jacob, Chris Olszewski (Project Manager, Capital Projects, Traffic Engineering, Roads & Traffic,

Public Works, Hamilton), and Mr. Vala attended from the City. Dr. Ali Hadayeghi (Partner, Vice-President, Transportation, CIMA), Mr. Malone, Dr. Salek, and Giovanni Bottesini (Project Engineer, Transportation, CIMA) attended from CIMA.

CIMA prepared slides to present its findings from the November 23 Draft Roadside Safety Assessment Report described above. Minutes from the meeting reflect that CIMA also discussed its findings from its geometric review, including that the operating speeds exceeded the compatible design speeds at three horizontal curves on the RHVP<sup>12</sup> but that the compatible design speeds met the design standards that were in place at the time the RHVP was designed. CIMA requested the “actual design speeds” for these locations from the City. Mr. Ferguson asked staff from the Design section in Engineering Services to provide the information if available.

On December 10, 2018, Public Works staff met for the next bi-monthly RHVP and LINC meeting, then referred to as the Parkway Coordination Committee. Mr. McKinnon (the Chair of this committee), Mr. McGuire, Mr. Soldo, Mr. Ferguson, and Patricia Leishman (Manager Strategy, Continuous Improvement & Quality, Public Works, Hamilton) were in attendance. Minutes from the meeting indicate that the group discussed the upcoming joint Engineering Services and Roads & Traffic report for the PWC (which was to include the Lighting Study and the Speed Limit Study); the RHVP resurfacing, including that the “Current CIMA Safety Assessment” (as it was described in the minutes) would identify elements to go into the resurfacing contract; the finalization of the RHVP Roadside Safety Assessment; and the VFM Audit (noting that responses to Audit Services were first to be reviewed by Mr. McGuire and/or Mr. Soldo, and that Mr. Ferguson was to provide the 2015 CIMA Report). The next meeting of the Parkway Coordination Committee was scheduled for February 11, 2019.

Mr. Soldo testified that he was confident that the attendees of the December 10 meeting also would have talked about the Tradewind Report in the context of staff’s upcoming reports to Council, although he did not have a specific recollection in this respect. The minutes for this meeting, prepared by Ms. Leishman, do not include any references to the Tradewind Report. Although Mr. Ferguson did not give evidence about this meeting in particular during his testimony, he testified that he was not aware

---

<sup>12</sup>As noted above, the three horizontal curves were: the 475 m curve north of Barton Street, the 450 m curve north of King Street, and the 420 m curve south of King Street.

of the Tradewind Report until January 2019. I am not satisfied that the Tradewind Report was discussed at this meeting.

## 10.9. Legal Services Retains External Counsel

### 10.9.1. Legal Services and Mr. Boghosian Connect via Phone on December 7, 2018

In the afternoon of December 7, 2018, Ms. Auty and Ms. MacNeil participated in a call with Mr. Boghosian, which they took together from Ms. Auty's office (the "December 7 Call"). This was the initial contact between Legal Services and Mr. Boghosian. Mr. Boghosian took contemporaneous notes of the call. Although Ms. Auty may have also prepared notes from this call, the Inquiry did not receive them.

Ms. Auty likely included Ms. MacNeil on the December 7 Call because Mr. Sabo was on vacation at this time. It is likely that, on the call, Ms. MacNeil provided information that she had learned from her work on the FOI and discussions with Mr. McGuire.

During the December 7 Call, Ms. Auty and Ms. MacNeil gave Mr. Boghosian background information about the Golder and Tradewind retainers and reports, the lack of prior disclosure of the 2014 Golder Report and the Tradewind Report internally at the City, and the potential disclosure of the reports as a result of FOI 18-189. They also conveyed that the Tradewind Report referenced a UK standard which was not recognized in Ontario or Canada. Mr. Boghosian noted that the Tradewind testing was "inconclusive", and that friction results from the RHVP were "quite a bit worse, especially in wet conditions and at higher speeds" than those from the LINC. They also told Mr. Boghosian about the 2015 CIMA Report, including CIMA's finding of a higher proportion of wet surface collisions on the RHVP compared to the LINC, and CIMA's recommendations for countermeasures, many but not all of which had been implemented, and the upcoming resurfacing of the RHVP.

They agreed during the December 7 Call that Mr. Boghosian would review some documents. After the call, he received the information sheet for FOI 18-189, the

Tradewind Report, the 2014 Golder Report, the 2015 CIMA Report, and part of the November 2018 Uzarowski Email from Ms. Auty.<sup>13</sup>

They also discussed elements of Mr. Boghosian's mandate on the call. Ms. Auty was seeking a "general liability assessment" to understand if there "was any particular risk that arose from the release of the Tradewind information" and if so, how that could impact existing and future claims. She informed Mr. Boghosian that there were four relevant ongoing litigation matters but did not provide details regarding those matters because she was seeking a general liability assessment, not one related to any particular claim. Mr. Boghosian understood that disclosure of the Tradewind Report raised concerns because City staff had made prior statements on the RHVP's performance that were inconsistent with the Tradewind Report, which could have an impact on the City's liability on settled, existing, or future claims.<sup>14</sup>

Mr. Boghosian recommended that the City complete CIMA's prior recommendations to mitigate the City's liability. Mr. Boghosian also advised Ms. Auty that he knew Mr. Malone and proposed to contact him. However, the evidence on the purpose of that contact differed.

Both Mr. Boghosian and Ms. Auty testified that Mr. Boghosian proposed to contact Mr. Malone to obtain background technical information. In her evidence, Ms. Auty also characterized this purpose as being to determine the impact of the Tradewind Report on CIMA's recommendations because they could affect the City's general liability. Regardless, Ms. Auty understood that Mr. Boghosian would provide Mr. Malone with information about the Tradewind Report, including the Tradewind Report itself, if he viewed it as necessary for his opinion. Mr. Boghosian did not recall discussing whether

---

<sup>13</sup>The version of the November 2018 Uzarowski Email that Mr. Boghosian received was a scan of the email and it omitted Dr. Uzarowski's description of the BPT results, which was included on a separate page. There is no evidence before the Inquiry to suggest this was anything other than the result of an inadvertent administrative error.

<sup>14</sup>They also discussed on the December 7 Call whether there were grounds to not disclose the Tradewind Report as part of the FOI response, and Mr. Boghosian advised Ms. Auty and Ms. MacNeil that he agreed there were no grounds to exempt disclosure. They also discussed that potentially responsive reports on friction testing may not have been disclosed in the context of prior FOI request(s) made to the City. The latter was later determined to have been an incorrect understanding by Legal Services staff and was corrected in January 2019, as noted in Chapter 11.

to share the Tradewind Report or its results with Mr. Malone during this call. Near the end of Mr. Boghosian's notes, there is a reference that says, "draft letter to CIMA".

Mr. Boghosian and Ms. Auty testified that they did not discuss, or know, whether CIMA already had the Tradewind Report during the December 7 Call. Ms. Auty could not recall discussions with anyone in Public Works at this time about whether they had or intended to provide CIMA with the Tradewind Report, or whether they intended to obtain an opinion from CIMA in respect of the Tradewind Report for traffic safety purposes. This was not Ms. Auty's focus. She testified that she was only interested in CIMA's views on the Tradewind Report and any opinion CIMA may have on additional steps that should be taken pending the RHVP resurfacing, as potential mitigating factors on liability, and not for any safety purpose, which she viewed as Public Works' responsibility. While measures to improve the safety of the road would also be mitigating factors for liability purposes, which Ms. Auty acknowledged in her testimony, she viewed her work with Mr. Boghosian and Public Works' work as discrete issues proceeding separately and for different purposes.

Ms. Auty also testified that during the December 7 Call, they discussed the best approach to maintaining privilege over Mr. Boghosian's discussions with CIMA, insofar as it related to his assessment of liability for the City. Mr. Boghosian testified they did not discuss this item on the call. In any event, if this was discussed, it is clear from subsequent events and discussions outlined below that they did not decide on an approach during the December 7 Call.

#### 10.9.2. Actions by Legal Services Further to the December 7 Call

Ms. Auty and Ms. MacNeil took steps coming out of the December 7 Call that reveal that there may have been some lack of clarity about next steps and the discussion among the participants on the call.

For Ms. MacNeil's part, immediately after the December 7 Call, she prepared a letter from the City Solicitor's office to CIMA (the "Draft CIMA Retainer Letter"), using a precedent letter. The Draft CIMA Retainer Letter sought a written report to the City Solicitor from CIMA on whether there were any remediation measures that the City should take to address any safety concerns prior to resurfacing, and whether or not possible further inquiries, investigations, and testing were advisable. To complete this

opinion, CIMA was to be provided with a copy of both the Tradewind Report and the 2014 Golder Report.

Ms. MacNeil gave evidence to the Inquiry that she prepared this draft letter on Ms. Auty's direction. The Inquiry did not have a copy of the Draft CIMA Retainer Letter at the time of Ms. Auty's testimony, but Ms. Auty was asked about emails that referenced a "retainer letter" Ms. MacNeil was drafting. She testified that she believed that Ms. MacNeil may have been drafting a retainer letter for Mr. Boghosian. When Ms. Auty reviewed the Draft CIMA Retainer Letter after her testimony, she provided affidavit evidence that she did not recall giving Ms. MacNeil a direction to draft a retainer letter for CIMA, as Ms. Auty understood Mr. Boghosian was going to reach out to Mr. Malone and CIMA directly. Ms. Auty and Mr. Boghosian shared this view.

Ms. MacNeil ultimately did not finalize the Draft CIMA Retainer Letter because, on her evidence, she advised Ms. Auty that either Ms. Auty or Mr. Boghosian should prepare the letter as Ms. MacNeil was not confident that she "fully understood what Ms. Auty was trying to capture or address in the letter". The Inquiry received no evidence that Ms. Auty, or anyone other than Ms. MacNeil, reviewed the Draft CIMA Retainer Letter, and it was never finalized or sent to CIMA.

However, on December 7, while she was working on the Draft CIMA Retainer Letter, Ms. MacNeil emailed Mr. McGuire and requested information about the current scope of work that CIMA was undertaking for the City. She advised that "we are going to be adding/updating them on the Tradewind Friction Testing Results" and referenced a retainer letter she was drafting. Mr. McGuire forwarded Ms. MacNeil's email to Mr. Soldo for assistance. In her evidence, Ms. MacNeil could not recall if anyone provided her with CIMA's scope. She did not recall ever discussing the RHVP with Mr. Soldo directly and Mr. Soldo testified that he was not involved.

From some time thereafter, Mr. McGuire understood that the City intended to retain CIMA for some purpose. This led Mr. McGuire to seek the approval of Legal Services to contact CIMA about the Tradewind Report, which was declined, as discussed below.

For Ms. Auty's part, on December 7, following the December 7 Call, Ms. Auty sent Mr. Boghosian two emails and a draft retainer letter (the "Boghosian Retainer Letter") that she had prepared. Ms. Auty's correspondence is clear as to certain aspects of

Mr. Boghosian's mandate — specifically, that she wanted Mr. Boghosian to prepare “a general risk/liability assessment”, provide advice about FOI 18-189, and provide advice on “media and council information”.

One item of Mr. Boghosian's intended mandate is far less clear and was the subject of considerable evidence before the Inquiry.

In an email, Ms. Auty described this item as “[h]ow to approach obtaining CIMA consultant input on whether interim measures are needed to protect safety before the resurfacing is completed in June 2019 (litigation privilege?)”. In the Boghosian Retainer Letter, she described it as “[h]ow to approach obtaining CIMA consultant input on whether interim measures are needed to protect safety before the resurfacing is completed in June 2019, including retaining the expert if necessary”.

Mr. Boghosian testified that while they did not discuss this item on the December 7 Call, he viewed Ms. Auty's request on this item to be “self-explanatory.” He viewed it as a request for advice on how one might contact CIMA to obtain a safety opinion on interim safety measures before resurfacing in a manner that would prevent disclosure of the communications in RHVP-related litigation. Mr. Boghosian testified that he did not understand Ms. Auty to be asking him to actually take steps to obtain this opinion from CIMA or giving a direction to provide Mr. Malone with the Tradewind Report and the 2014 Golder Report.

By email, Mr. Boghosian told Ms. Auty that he had considered the issue of “how to obtain an opinion from CIMA regarding interim safety measures regarding the condition of the RHVE pending resurfacing in June of 2019”, and advised that “the only way we could prevent access to any correspondence [CIMA] [would] send conferring their opinion is if I contact them and obtain their advice and then communicate it to you as part of my retainer letter.” In response, Ms. Auty advised that she agreed with this approach.

This evidence can be viewed in two ways. The first is that Ms. Auty was asking Mr. Boghosian to obtain an opinion from CIMA about whether the City needed to take any steps pending resurfacing, for a safety purpose — that is, was there anything that needed to be done to ensure that the RHVP was safe in its present state, and in any event, what could be done to make the RHVP safer. The second is that, despite



the words Ms. Auty used and her acceptance of Mr. Boghosian's subsequent opinion, Ms. Auty was asking Mr. Boghosian to contact CIMA (and retain CIMA if necessary) only to identify countermeasures that could be used as potential mitigating factors in Mr. Boghosian's liability assessment. Ms. Auty was adamant in her testimony that she intended the latter scenario. She acknowledged in her testimony that the language she used could have been worded more clearly, but that she "was responding quickly".

In either scenario, Ms. Auty wanted this opinion subject to litigation privilege, such that the City would not have to release it in litigation. While the difference between these two scenarios is certainly nuanced, it was important as it related to litigation privilege. The first scenario would have required all communications with CIMA regarding interim safety measures to go through Legal Services via Mr. Boghosian, and not through Public Works staff. There would have been no privilege if CIMA's opinion had been obtained by Public Works staff for a safety purpose. There is reason to believe that the second scenario that Ms. Auty testified she envisaged, in which Public Works received advice from CIMA and Legal Services received similar advice in Mr. Boghosian's legal opinion, was unlikely to preserve litigation privilege.

In my view, Ms. Auty had not thought through the nuances outlined above. I accept that she assumed that Public Works would seek advice from CIMA as they deemed fit and that she did not intend to prevent or restrict communications between CIMA and Public Works staff that the former would require.

However, regardless of Ms. Auty's intent, her decision to retain Mr. Boghosian and authorize him to obtain information from CIMA regarding interim measures that would mitigate liability, without confirming whether Public Works had already obtained advice regarding interim measures for safety purposes, demonstrates the lack of coordination between Legal Services and Public Works. Obtaining a general liability assessment before a safety assessment put the cart before the horse, which affected how Public Works staff approached their role, as described below regarding Mr. McGuire's request to contact CIMA and addressed more broadly in Chapter 12.

### 10.9.3. Mr. McGuire Seeks Permission from Legal Services to Contact CIMA

Mr. McGuire had the impression that Ms. MacNeil or someone in Legal Services would be contacting Mr. Malone. It is likely that he inferred this from Ms. MacNeil's December 7, 2018, email, described above. The next day, on December 8, Mr. McGuire emailed Ms. MacNeil to ask if she "[got] a hold of the CIMA contact via Edward [Soldo]", and added: "I was wondering and if so could I talk to CIMA confidentially." Mr. McGuire testified that he wanted to contact Mr. Malone regarding possible budgetary impacts arising out of the RHVP Roadside Safety Assessment, not about the Tradewind Report. Mr. McGuire's evidence was that "at that point [he was] kind of hands off" the Tradewind Report, as he knew "that's either been supplied to [Mr. Malone] through legal [...] or they will retain [Mr. Malone] from that perspective." Despite his testimony, I find Mr. McGuire was looking to contact CIMA to discuss the Tradewind Report. His subsequent suggestion to "get a call going" with CIMA supports this conclusion, and I prefer it over his evidence that he wanted to have a "confidential" discussion with CIMA regarding costs related to the RHVP Roadside Safety Assessment.

Ms. MacNeil's evidence was that she assumed Mr. McGuire wanted to contact CIMA confidentially regarding the Tradewind Report, and "to try to better understand what had happened in 2014-2015." She understood Ms. Auty was in the midst of retaining Mr. Boghosian, and that Ms. Auty and perhaps Mr. Boghosian were addressing the question of how to contact CIMA. Based on this understanding, she responded to Mr. McGuire on December 10, writing:

Thanks for your email. No, we have not contacted CIMA yet because we are still working on how we are going to put the request to them in order to best move forward from a legal perspective.

I would strongly advise that you not speak with CIMA about this matter until you have heard back from us/Nicole [Auty]. We should be able to update you this week (I hope by mid-week).

On December 12, the same day that Mr. Malone was at the City for a meeting about the Lighting Study, Mr. McGuire asked Ms. MacNeil if they should "get a call going with" Mr. Malone, this time copying Ms. Auty on his email. Ms. MacNeil responded,

copying Ms. Auty, that she had not received any direction and that “we” would not be in a position to speak with Mr. Malone that day.

Ms. MacNeil’s evidence was that she intended to advise Mr. McGuire to “hold off” on providing the Tradewind Report or the 2014 Golder Report to CIMA and put “the discussion with CIMA ‘on hold’ momentarily until a decision could be made by others”. Ms. MacNeil also gave evidence that on December 12, she was waiting for confirmation from Ms. Auty about the retainer of external counsel and who would be the conduit for any discussions with CIMA, although she had by that time received an email chain from Ms. Auty about Mr. Boghosian’s retainer which included this information.

Ms. MacNeil gave evidence that she did not intend her advice on December 10 and 12, 2018, to limit Mr. McGuire from discussing the safety of the RHVP with CIMA, nor did she view her advice as “impacting what decisions were being made regarding safety or restricting or limiting Public Works’ ability to communicate with CIMA regarding the work it was presently conducting on the RHVP, or the RHVP’s safety more generally”. She understood Public Works to be “doing what they believed needed to be done to address RHVP safety.” She expected that Public Works would have advised Legal Services if they felt CIMA required the Tradewind Report, and she had no knowledge of Public Works doing so. As such, she interpreted the absence of any such advisement from Public Works as meaning that CIMA did not require the Tradewind Report or the 2014 Golder Report for the work it was undertaking at the time.

Mr. McGuire testified that he understood that he could speak to CIMA about existing projects, but that he should not speak to CIMA about the Tradewind Report. He also testified that by December 12, he understood Legal Services had declined his offer to facilitate a discussion with Mr. Malone and Legal Services, and he moved on.<sup>15</sup> His evidence did not suggest that this had an impact on how he approached dealing with the Tradewind Report, although he testified that he understood that Legal Services would be providing CIMA with a copy of the Tradewind Report.

Ms. MacNeil did not subsequently update Mr. McGuire about whether he could contact CIMA. She did not recall discussions about the appropriate flow of information between

---

<sup>15</sup>It appears that Mr. McGuire did speak to Mr. Malone on December 12, although the Inquiry received limited evidence on the details of the discussion.

Legal Services, Public Works, and Mr. Boghosian, and who should be contacting CIMA, but she did, however, expect that someone would update Mr. McGuire.

Ms. Auty testified that she did not know why Mr. McGuire was looking to arrange a call with Mr. Malone on December 12, 2018, and did not know why Ms. MacNeil provided the advice she did. According to Ms. Auty, her expectation was that Mr. McGuire would not have had any barriers if he wanted to speak to CIMA regarding the work he was doing. Ms. Auty anticipated having a discussion with Public Works staff on December 14, but she did not believe she wanted Public Works to “hold off” contacting CIMA until after this meeting, or at all.

The evidence indicates that by mid-December, Mr. Soldo was also aware that Legal Services was considering contacting Mr. Malone, although he may not have been aware that the City had engaged external legal counsel. However, Mr. Soldo testified that he was not told that he could not “deal with CIMA and the Tradewind report” or told not to talk to CIMA. Mr. Soldo also testified that he felt he could work with CIMA however he needed to for the work he was doing. Mr. Soldo did not, however, ask CIMA to do any analysis during his November 30 call with Mr. Malone (discussed above), and there is no evidence to suggest that Mr. Soldo considered directing CIMA to do so at any point after the call.

#### 10.9.4. Mr. Boghosian Prepares and Delivers a Draft Opinion Letter

Mr. Boghosian sent a draft opinion letter to Ms. Auty on December 13, 2018 (the “Draft Boghosian Opinion”). Between the December 7 Call and delivery of the Draft Boghosian Opinion on December 13, the following events occurred:

- Mr. Boghosian reviewed the reports and documents Ms. Auty had sent to him.
- Mr. Boghosian called Mr. Malone some time around 12:30 pm on December 11. Both took contemporaneous notes of this call. It was the first time Mr. Boghosian and Mr. Malone spoke about the RHVP. The call was not pre-arranged, but Mr. Malone had a heads up from Mr. Soldo and/or Mr. McGuire that he would be contacted by a lawyer.

- In the afternoon on December 11, Mr. Boghosian spoke to Ms. Auty and Mr. Sabo regarding his discussion with Mr. Malone. Ms. Auty and Mr. Sabo took notes. Ms. MacNeil did not attend. According to Ms. Auty, they were “transitioning into the liability assessment”, which Mr. Sabo (who had returned from vacation) was assisting her with. Mr. Boghosian did not have a recollection of his call with Ms. Auty and Mr. Sabo.
- On December 12, Mr. Malone obtained permission from Mr. Soldo and Mr. McGuire to provide the draft Lighting Study report and the November 23 Draft RHVP Roadside Safety Assessment to “the lawyer.” Mr. Malone had told Mr. Boghosian about both projects during their December 11 call. Mr. Malone sent the November 23 Draft RHVP Roadside Safety Assessment to Mr. Boghosian on December 13. Notwithstanding Mr. McGuire’s permission, Mr. Boghosian did not receive the draft Lighting Study report, nor was it referenced substantively in the Draft Boghosian Opinion.

I address the Draft Boghosian Opinion first, followed by the discussions Mr. Boghosian had with Mr. Malone, Ms. Auty, and Mr. Sabo before he delivered his opinion.

### **Draft Boghosian Opinion**

The Draft Boghosian Opinion, which Mr. Boghosian delivered on December 13, was organized into several sections: an introduction, the background facts, and Mr. Boghosian’s legal analysis and conclusions on the three issues in his mandate.

In the introduction, Mr. Boghosian stated that the City sought a legal opinion in light of the City’s receipt of an FOI request related to the RHVP for which “recently discovered reports” in the City’s possession had not been disclosed in the context of a prior FOI request, as well as about “the interim steps to address safety of users of the RHVP” in advance of resurfacing scheduled in June 2019. The introduction set out the seven documents that had been provided to Mr. Boghosian.<sup>16</sup> Mr. Boghosian summarized

---

<sup>16</sup>These were: (1) the 2014 Golder Report, (2) the Tradewind Report, (3) the 2015 CIMA Report, (4) an incomplete version of November 2018 Uzarowski Email that did not include the BPT results, (5) Appendix A to Report PW18008, which listed the status of various countermeasures arising from the 2015 CIMA Report, (6) the November 23 Draft Roadside Safety Assessment Report (which Mr. Boghosian received from Mr. Malone), and (7) the information sheet for FOI 18-189.

the conclusion in the 2014 Golder Report that friction values should be “at least 40” and that in the UK, the friction value would have to be at least 48 to be considered adequate on a highway comparable to the RHVP. He also summarized the Tradewind Report friction results. He did not reference Tradewind’s recommendation for further investigation and/or remediation or Golder’s recommendation for crack sealing and microsurfacing. He summarized the PSV and Sand Patch Testing results from the Golder Pavement Evaluation but did not reference the BPT testing or results, which had been omitted from Mr. Boghosian’s copy of the November 2018 Uzarowski Email.

Mr. Boghosian also provided a relatively detailed summary of the findings and recommendations from the 2015 CIMA Report, noting that most countermeasures had been completed by 2018 as set out in Appendix A to Report PW18008. He noted that it was not clear if “slippery when wet” signs had been installed as CIMA had recommended, and which Mr. Boghosian had discussed with Mr. Malone. Mr. Boghosian also noted that friction testing was listed as having been carried out, but that he was not aware of any friction testing having been conducted since 2013. Although Mr. Malone told Mr. Boghosian about the 2013 CIMA Report during their call, Mr. Boghosian did not receive or summarize the report, and only briefly referenced it in his summary of the 2015 CIMA Report.

Mr. Boghosian summarized the November 23 Draft RHVP Roadside Safety Assessment, which Mr. Malone had told him about during their December 11 call and had subsequently sent to him. Mr. Boghosian described that CIMA’s findings “were very similar to the 2015 review”, including the statistics regarding wet surface collisions. Mr. Boghosian also summarized CIMA’s 2018 recommendations.

It is important to note that the Draft Boghosian Opinion did not expressly state that Mr. Boghosian advised Mr. Malone of the existence of the Tradewind Report or the 2014 Golder Report, or the contents of these reports. I return to this in the discussion about their December 11 call below.

The section summarizing Mr. Boghosian and Mr. Malone’s December 11 call stated that “[w]hen asked to rank, in order of greatest contribution, to the inordinate number of wet road crashes”, Mr. Malone ranked slipperiness of the road surface when wet first, followed by “speeds exceeding the capability of the highway given the curvature of the road”, the curves in the road (where drivers substantially exceed the design

speeds), and the “close proximity of on and off ramps to each other leading to losses of control and/or drivers’ errors as traffic attempts to merge onto the highway or cut across lanes to get off the highway”. There is some dispute on whether Mr. Malone did, in fact, provide a ranking, with slipperiness of the road surface as the greatest contributing factor. Mr. Boghosian believed he did. Mr. Malone testified that he would not have ranked these factors, which he viewed as interconnected, although he might have listed them in that order. Mr. Boghosian relayed these factors in the same order to Ms. Auty and Mr. Sabo during their call on December 11. However, Ms. Auty testified that she did not understand the factors to be a ranked list.

Although both Mr. Boghosian and Mr. Malone understood that Mr. Malone was not an expert in materials, Mr. Malone provided some background regarding the composition of SMA, Mr. Malone’s belief about why the City selected SMA (citing lower noise volume and longevity), and SMA early age friction issues, which was reflected in the Draft Boghosian Opinion.<sup>17</sup>

Three issues were addressed in Mr. Boghosian’s legal analysis section of the Draft Boghosian Opinion: (1) risk management and liability issues arising from the findings concerning the RHVP; (2) the response to the FOI request; and (3) assistance with dealing with the media and Council.

In addressing the second issue, Mr. Boghosian recommended that the 2014 Golder Report, the Tradewind Report, and the November 2018 Uzarowski Email be disclosed in response to FOI 18-189, and stated that in his view, there was “no basis for refusing disclosure” of those documents.

In addressing the first issue, Mr. Boghosian noted that there was an indication in 2013 that “the friction of the RHVP was below the standard applicable to an Ontario road authority like Hamilton”, noting that “no reason was suggested at the time for that

---

<sup>17</sup>Mr. Boghosian also included a reference in the Draft Boghosian Opinion to Mr. Malone’s speculation about a concept called “micro-ponds” (or micro-ponding) as a likely factor in the increased incidence of wet road surface-related accidents. Mr. Boghosian also noted possible liability for the City and its consultants for the selection of SMA on the RHVP. However, there was no evidence before the Inquiry to support the concept of “micro-ponds” and that either of these issues were raised with Public Works staff or Council.



finding” and that the “2018 pavement testing” did not appear to reveal any issues with the RHVP’s construction that accounted for the findings. He went on to write:

In our opinion, the friction testing in 2013 provided no basis, in and of itself, for any action to be taken, partly because Golder made no recommendations to the City about addressing the issue, and also because the “40” friction number apparently has no basis in industry standards recognized in Ontario (per our conversation with Brian Malone).

Mr. Boghosian also wrote:

While it is tempting in hindsight to suggest that the City ought to have at least resurfaced the portions of the RHVP identified by CIMA as being the high risk areas for wet road related collisions to provide more slip resistance (northbound, in the vicinity of the King Street interchange; southbound, at the three interchanges identified in the CIMA report and on high collision ramps), no consultant made any such recommendation<sup>2</sup>, and in our view, It was reasonable to attempt less costly measures as recommended by CIMA before considering such a costly option. More detail regarding the cost of that work would be useful in evaluating the reasonableness of the City’s decision in that regard.

The footnote after the words “no consultant made any such recommendation” in the quote above stated that CIMA was now making this recommendation in the November 23 Draft Roadside Safety Assessment in respect of two on ramps.

Mr. Boghosian was correct that CIMA had recommended that the City consider installing high friction pavement on the approach to and through the curve on the Mud Street east-west on ramp in 2018. CIMA had also made this same recommendation in the 2013 CIMA Report, which had not been implemented, as described in Chapter 6. As noted, Mr. Boghosian did not have a copy of the 2013 CIMA Report, and may not have noted the passing reference to the fact that it had previously been recommended in the November 23 Draft Roadside Safety Assessment.

Mr. Boghosian testified that he disagreed with the suggestion that Golder had made a recommendation, as he viewed Golder’s 2014 recommendations, including

microsurfacing, as only “incidentally” providing some positive benefit for friction, but that they were intended to address the pavement cracking issue.

The Draft Boghosian Opinion also addressed potential liability, but focused on potential liability exposure on the City to the extent that the City had not implemented all of the recommendations set out in the 2015 CIMA Report, rather than as a result of the release of the Tradewind Report. Mr. Boghosian opined that public release of findings in the 2015 CIMA Report (which were already public) may prompt claims for contribution and indemnity or new actions from motorists that had accidents since 2015. He also noted that plaintiffs involved in accidents that occurred more than two years prior would have an argument that they only “discovered” their cause of action upon learning of the 2015 CIMA Report.

He opined that “given the serious findings” in the 2015 CIMA Report regarding wet surface collisions, it was “incumbent on the City to implement” all of CIMA’s recommendations related to signage in the 2015 CIMA Report. More generally, in respect of steps to be taken by the City before the upcoming RHVP resurfacing, Mr. Boghosian recommended as a “mitigating step” that the City should “immediately implement” all of CIMA’s recommendations from the 2015 CIMA Report and any additional recommendations from the November 23 Draft Roadside Safety Assessment Report to the extent that they had not yet been implemented in order “to reduce [the City’s] exposure to liability”. Mr. Boghosian expressed that failing to implement CIMA’s specific signage recommendations without a good reason could increase the City’s liability exposure.

#### **Mr. Boghosian’s December 11, 2018 Call with Mr. Malone**

As noted above, Mr. Boghosian summarized his December 11 call with Mr. Malone in the Draft Boghosian Opinion. Mr. Boghosian did not provide Mr. Malone with a copy of the Tradewind Report and the 2014 Golder Report before delivering the Draft Boghosian Opinion. At the Inquiry, Mr. Boghosian testified that he and Mr. Malone discussed these reports in detail during their call; Mr. Malone’s evidence, however,

was they did not. The documents regarding this call do not verify what discussions occurred.<sup>18</sup>

Mr. Boghosian testified he referenced the Tradewind Report, the 2014 Golder Report, and the Golder Pavement Evaluation by name on the call, and that Mr. Malone advised that he had not seen them. Mr. Boghosian verbally summarized them because, in his view, they were very straightforward. Mr. Boghosian did not believe he provided Mr. Malone with any information regarding the LINC friction testing results from the Tradewind Report.

Mr. Malone did not have a detailed recollection of the December 11 call with Mr. Boghosian. However, Mr. Malone's evidence was that Mr. Boghosian did not advise him of the Tradewind Report during this call, nor did he understand that Mr. Boghosian was referring to information on friction that Mr. Malone had not seen. Mr. Malone perceived their discussion, including as it related to an FOI request, to be in the context of CIMA's reports to the City.

Mr. Boghosian testified that a statement in the Draft Boghosian Opinion excerpted above ("the '40' friction number apparently has no basis in industry standards recognized in Ontario (per our conversation with Brian Malone)") was intended to reflect that Mr. Boghosian had spoken to Mr. Malone about the Tradewind Report. Mr. Boghosian recalled Mr. Malone telling him that "the UK standard had no application in Ontario" and that there was no such friction standard. Mr. Boghosian also recalled that Mr. Malone may have referred to some other standard, possibly "the TAC standard for the design of highways" and advised that the "minimum acceptable coefficient friction level was lower" than the UK standard. Mr. Malone testified, without specific recollection, that he might have done so.

In my view, this reference in the Draft Boghosian Opinion does not support a conclusion that Mr. Boghosian raised the Tradewind Report and/or the 2014 Golder Report by name or with specificity with Mr. Malone. I do not believe Mr. Boghosian advised of

---

<sup>18</sup>The Draft Boghosian Opinion and the contemporaneous notes of Mr. Malone and Mr. Boghosian do not explicitly state that Mr. Boghosian advised Mr. Malone of the Tradewind Report or the 2014 Golder Report. Neither Ms. Auty nor Mr. Sabo had specific recollections or notes from their call with Mr. Boghosian immediately after his call with Mr. Malone on this point.

these reports in the level of detail Mr. Boghosian testified that he did. Mr. Malone had a practice of making notes and sending follow up emails to his colleagues. If Mr. Boghosian had referenced these reports or their contents in detail or by name, it is likely that Mr. Malone would have documented it.

This is not to say that Mr. Boghosian did not raise friction testing at all — it is clear that they had a discussion on friction, friction standards, and the Golder Pavement Evaluation results. I am satisfied that Mr. Malone did advise Mr. Boghosian that there were no industry standards for pavement friction, consistent with Mr. Malone's understanding at the time. As described in Chapters 7 and 9, Mr. Malone had received some background information about friction testing from Mr. Moore and Mr. McGuire (which he did not tell Mr. Boghosian about) and given this, I believe Mr. Malone could and did speak generally about friction testing, the lack of any published friction standard, FN30 being a threshold in Ontario under certain circumstances, and the friction values used in geometric design considerations (which were 29 or 30). However, I accept that Mr. Malone left the December 11 call without an understanding that there were friction tests commissioned by the City (rather than the MTO) that had been conducted in 2013, and that those results for the RHVP were below or well below an investigatory standard.

Mr. Boghosian testified that when he asked Mr. Malone if the reports “changed anything or suggested anything further that was supposed to be done, needed to be done”, Mr. Malone told him no, and that the RHVP would be a safe road if the City implemented all the recommendations from the 2015 CIMA Report. Mr. Boghosian's impression was that Mr. Malone had already determined there to be “a wet road friction problem on the RHVP” through CIMA's collision analysis and that the friction values he described to Mr. Malone “added nothing”. This impression of Mr. Boghosian's is reflected in Mr. Boghosian's advice, which was focused on liability mitigation (specifically, to implement CIMA's recommendations as mitigating measures), rather than focused on whether to implement Tradewind's recommendation for further investigation or remediation or Golder's recommendation for microsurfacing. Mr. Boghosian testified that he did not ask Mr. Malone about possible interim measures for the pavement surface given the upcoming resurfacing.

Mr. Boghosian's approach to his opinion is consistent with his understanding of his retainer. He was obtaining background technical information from Mr. Malone, for the

purpose of providing a liability assessment, including what measures could be put in place to mitigate liability.

Mr. Malone and Mr. Boghosian also discussed one additional topic — Mr. Moore’s involvement in the design and development of the RHVP — which was not reproduced in the Draft Boghosian Opinion. Mr. Boghosian’s notes reflect that Mr. Malone advised that Mr. Moore was confident in his views regarding the RHVP’s condition and “refused to accept” that the road itself might have been the problem.

## 10.10. The City Manager and Staff in Legal Services and Public Works Meet on December 14, 2018

On December 12, 2018, Mr. Zegarac scheduled a meeting with Ms. Auty, Mr. McGuire, Mr. Soldo, and Mr. McKinnon for December 14 to discuss the RHVP. Ms. Auty forwarded the calendar invitation to Mr. Sabo. Ms. Auty, Mr. McGuire, and Mr. Sabo appear to have taken contemporaneous notes of the meeting on December 14 (the “December 14 Meeting”), which is discussed below, although these notes are inconsistent in terms of the attendees and Mr. Sabo’s notes are undated.

### 10.10.1. Staff’s Work in Advance of the December 14 Meeting

Ms. Auty testified that she believed she likely at least briefly reviewed the Draft Boghosian Opinion, received on December 13, in advance of the December 14 Meeting. The Inquiry received copies of the Draft Boghosian Opinion with handwritten notations made by both Ms. Auty and Mr. Sabo. Neither could recall when they made these notations. Mr. Sabo testified that he believed he reviewed the Draft Boghosian Opinion right away, possibly the same day he received it. Ms. Auty believed that she might not have made notations until January 2019, ahead of a call she and Mr. Sabo had with Mr. Boghosian on January 8 to review the draft opinion. Ms. Auty and Mr. Sabo’s evidence about their review of the Draft Boghosian Opinion is summarized in Chapter 11, in the context of the January 8 call with Mr. Boghosian.

After Ms. Auty and Mr. Sabo received the Draft Boghosian Opinion, Mr. Sabo asked Ms. Auty if he could share it with Mr. McLennan, saying that Mr. McLennan wanted Mr. Boghosian’s assistance on giving notice to the City’s current and former insurers. However, as discussed in Chapter 11, Mr. McLennan was not provided the Draft

Boghosian Opinion until January 8. The evidence also suggests that the City did not advise its insurer(s) about the Tradewind Report until after it was disclosed to Council and the public on February 6.

In an email on December 10, Ms. MacNeil advised Mr. Sabo, Ms. Auty, and Mr. McLennan that Mr. McGuire had told her that the November 23 Draft Roadside Safety Assessment Report indicated that wet weather performance of the RHVP had worsened since the 2015 CIMA Report. Ms. MacNeil also noted in her email that she had learned from Mr. McGuire about RHVP-related staff reports to Council over the years, and noted that the RHVP safety-related reports included tasks to improve safety and reduce collisions, but did not mention any issue or concern with the friction of the road. Ms. MacNeil's evidence before the Inquiry was that she could not recall if she noted that friction testing was marked as completed in two of the staff reports. Ms. MacNeil also advised about her discussion with Ms. Lezau on December 7 (described above) and her review of relevant documents in the RHVP litigation for which Ms. Lezau was responsible.

On December 12, 2018, Mr. Soldo spoke with Gerry Forbes (President & Chief Engineer, Intus Road Safety Engineering Inc.). Mr. Soldo testified that he contacted Mr. Forbes to see if Intus was available to assist "in case we decided to get a second opinion on something." In particular, he thought it "might be good to have someone peer review" CIMA's RHVP Roadside Safety Assessment and advise if there were different "recommendations in terms of mitigation or any other enhancements" that Mr. Forbes thought might be suitable to implement. Mr. Soldo testified that he was not seeking Mr. Forbes' assistance in reviewing the 2013 CIMA Report and the 2015 CIMA Report, and was not considering providing Mr. Forbes with the Tradewind Report. In testimony, Mr. Soldo could not clarify why he considered the need for a different perspective than CIMA's, beyond saying that road safety professionals "look at road safety in different manners." Ultimately, nothing further came of Mr. Soldo's outreach to Mr. Forbes, at least in part, because there were tight timelines and it would have taken Mr. Forbes some time to get up to speed. A reconstructed chronology of events related to the RHVP and the discovery of the Tradewind Report prepared by staff in 2019, and discussed in Chapter 11, suggested that Ms. Auty had said that an "independent review of the work/issues" (as described in the timeline) from a second safety consultant was not required. Ms. Auty testified that she did not advise Mr. Soldo

on whether or not to retain a second safety consultant. I am unable to determine whether Ms. Auty gave this advice.

### 10.10.2. CIMA Delivers an Advanced Draft of the RHVP Roadside Safety Assessment Report

On December 14, CIMA delivered a second draft of the RHVP Roadside Safety Assessment report, which CIMA described as an “advanced draft”. Much, but not all, of the content in the sections was unchanged from the November 23 Draft RHVP Roadside Safety Assessment Report.

The geometric design review was revised to reflect that the City had confirmed that the design speed of the RHVP was 100 km/h, not 110 km/h as CIMA had previously assumed. Accordingly, CIMA revised its report to reflect that “all curves were design [*sic*] with proper radii based on the then current design standards.”

CIMA also provided more detail in the “Recommendations to Reduce Collision Frequency / Severity” section, particularly regarding location. CIMA added a recommendation for the removal of “slippery when wet” signs “[i]mmediately after the resurfacing [was] complete[d]... provided that adequate wet weather skid resistance [was] achieved”. CIMA further recommended that the City subsequently monitor collisions, and install specific “slippery when wet” signs at specified intervals, if more than one third of all collisions on a given section of the RHVP mainline or ramps occurred on wet pavement. CIMA recommended consideration of adding the “slippery when wet” signs with rain activated flashing beacons if the proportion of collisions involving wet surface remained high.

In response to these suggestions, Ms. Jacob asked “[h]ow do we determine what is adequate skid resistance and how long should this be monitored? Who will be doing this monitoring?” In January, at the same time CIMA provided the final RHVP Roadside Safety Assessment report, CIMA responded that “[a]dequate skid resistance should be determined based on technical standards.” CIMA also advised that it “assume[d] that the contract for the resurfacing work stipulate[d] that the contractor [was] responsible for delivering pavement surfaces that complies with all applicable standards” and recommended annual collision monitoring on an ongoing basis. In response to another



comment from Ms. Jacob, CIMA confirmed that its past recommendations remained valid because the collision patterns were similar.

It is not clear that Mr. Soldo or any other attendee at the December 14 Meeting reviewed this second draft of the RHVP Roadside Safety Assessment report before that meeting.

### 10.10.3. Public Works, Legal Services, and the City Manager Meet on December 14, 2018

Mr. Zegarac, Mr. McKinnon, Mr. McGuire, Mr. Soldo, Ms. Auty, and Mr. Sabo attended the December 14 Meeting. Much like the December 6 Meeting described above, many of the attendees had limited recollections at the Inquiry of the December 14 Meeting or could not distinguish it from other meetings, and the Inquiry heard differing recollections on what was and was not discussed. The evidence suggests the attendees discussed at least the topics set out below.

The purpose of the December 14 Meeting was framed by multiple witnesses at the Inquiry as an opportunity for those working on various elements related to the RHVP to come together and update the others on the work they had been doing. Although much of the uncertainty around what was discussed at the meeting is likely attributable to imperfect recollections and an absence of formal minutes, the discrepancies between recollections also suggest that key staff members working on RHVP-related matters and on aspects of the presentation to Council did not have particularly clear understandings of what others were actually doing (or not doing).

#### **Mr. Boghosian's Retainer and Opinion**

Ms. Auty testified that, at the December 14 Meeting, she shared the preliminary information she had received regarding liability, her discussions with Mr. Boghosian in his role as external legal counsel, and Mr. Boghosian's recommendation to implement any of CIMA's outstanding recommendations as quickly as possible. Mr. Soldo may only have become aware at the December 14 Meeting that Legal Services had retained external legal counsel, although he was aware of Legal Services' involvement prior to the meeting.

Ms. Auty testified that she had understood from her call with Mr. Boghosian (and Mr. Sabo) on December 11 that Mr. Malone's view was that all of CIMA's recommendations were contained in the 2015 CIMA Report and that there were no changes to what CIMA had previously recommended. Ms. Auty recalled, and her notes reflect, that there was discussion about the implementation status of CIMA's recommendations from the 2015 CIMA Report during the December 14 Meeting. Based on Mr. Boghosian's recommendation to implement any outstanding recommendations in order to best place the City from a liability mitigation perspective, Ms. Auty wanted to confirm with Public Works staff what had or had not been implemented. Her understanding from Public Works staff was that they had implemented the majority of the recommendations, but that there were a few items that they were continuing to work on.

Apart from discussing implementation status, Ms. Auty did not have a detailed recollection of the information she provided to her colleagues at this meeting regarding Mr. Boghosian's mandate or about her understanding of Mr. Boghosian's advice. Ms. Auty could not recall if she indicated that Mr. Boghosian's recommendation was informed by Mr. Boghosian's discussion with Mr. Malone, or whether she advised that Mr. Boghosian had told Mr. Malone about the Tradewind Report, which she understood had occurred. However, Ms. Auty testified that she felt this was inferred in relaying Mr. Boghosian's recommendation to implement any of CIMA's outstanding recommendations and that, in any event, CIMA and Public Works staff had a direct channel of communication. Ms. Auty did not relay to her colleagues the ranking of factors contributing to collisions that Mr. Boghosian attributed to Mr. Malone in the Draft Boghosian Opinion, which was retained in the final draft of his opinion (discussed in Chapter 11), because she understood from her December 11 call with Mr. Boghosian that there was no such ranking. This "ranking" was not provided subsequently to Council.

The December 14 Meeting was the first meeting with Mr. Zegarac and Legal Services regarding the RHVP in which Mr. Soldo participated. By this time, Mr. Soldo understood that Legal Services was "going to be undertaking their own sort of work with CIMA and/or whoever else they needed to". While Mr. Soldo did not understand that there were any restrictions on his communication with CIMA, he did not feel it necessary to raise the Tradewind Report with CIMA, saying "if legal was dealing with CIMA on various aspects, I was going [to] leave that with them", and felt there was no need to duplicate effort.

## **RHVP Safety and Possible Interim Safety Measures**

Ms. Auty's notes from the December 14 Meeting included "[w]e need to be confident the safety issue has been addressed" followed by "[c]ompleted CIMA". Ms. Auty testified that this was something said at the December 14 Meeting, to the effect that they wanted to ensure that any concerns regarding safety were addressed. She could not recall who in particular made this comment, nor could she recall the ensuing discussion. She could not recall if Public Works staff specifically said that they were confident the safety issue had been addressed, but she understood that to be the case. Ms. Auty testified that if a safety issue was raised, she would have made note of it. She was confident that Public Works staff were doing "what they needed to do to assess the safety" of the RHVP.

Ms. Auty also recalled and made notes reflecting that Mr. McGuire discussed friction and had indicated that there was nothing to be done to the surface in advance of the resurfacing. She could not recall if Mr. McGuire provided an explanation for this view during the meeting. Mr. McGuire testified that his opinion at the time was that there was "little that we could do" to the surface until there was warmer weather (which was also when the resurfacing would occur). By the December 14 Meeting, Mr. McGuire had concluded that placing new pavement would address Tradewind's or Golder's 2014 recommendations for further investigation or remediation of the pavement, and that that interim measures pending resurfacing were not feasible given the winter weather. It is unclear what basis Mr. McGuire had for the latter conclusion — he had not spoken to his staff, Mr. Soldo, CIMA, or Golder about this — but, as described in Chapter 12, expert witnesses before this Inquiry much later confirmed that interim measures were not required.

Mr. Soldo recalled a "very high level preliminary discussion" at a meeting about whether there was anything that needed to be done prior to resurfacing, although he could not recall if this was discussed during the December 14 Meeting. His recollection was that they were "in the middle of winter at [that] point, and that there really was no need to do anything in between, and that we were resurfacing". Mr. Soldo did not recall the details of this discussion, or whether it was discussed on more than one occasion.

Although Mr. Zegarac had written to Mr. Brown (the City Auditor) a few days earlier, on December 10, 2018, and advised that he had "asked Dan [McKinnon], Gord [McGuire]

and Edward [Soldo] to undertake an immediate external independent assessment of traffic operations on RH[V]P, and possible next steps to secure public safety, prior to briefing the Mayor and Council”, Mr. Zegarac testified that he had not, in fact, asked Mr. McKinnon, Mr. McGuire, or Mr. Soldo to do so. In his testimony, Mr. Zegarac explained that, in hindsight, he felt his use of “external” was not the proper descriptor, as he had intended to convey to Mr. Brown that there was new leadership (“a fresh set of eyes”), and he was requesting that they review the historical reports “in an effort to determine whether or not they [had] any recommendations or advice” for Mr. Zegarac as it related to “taking any additional measures”.

Mr. McKinnon testified that, by this time, he did not see any evidence that “the road needed to be shut down or that anything dramatic needed to be done” and that there “was no recommendation, no report in front of [him] that said you need to do something ASAP.” He did not interpret the findings and recommendations in the Tradewind Report and the 2014 Golder Report as indicating the need for immediate action. Mr. McKinnon acknowledged that he was not an expert in road safety; however, his technical staff were not telling him that the RHVP needed to be closed. Mr. McKinnon believed he had discussions with Mr. McGuire and/or Mr. Soldo about the safety of the RHVP in advance of the December 14 Meeting, although he did not have a specific recollection of those discussions. He also knew that a number of countermeasures had been implemented since 2014, and that resurfacing was scheduled for a few months away.

### **CIMA and the RHVP Roadside Safety Assessment**

Mr. McGuire and Mr. Soldo discussed the technical and safety aspects of the work that they and/or their divisions were undertaking at that time. Both Ms. Auty and Mr. Sabo knew CIMA had been retained for the RHVP Roadside Safety Assessment at some time prior to the December 14 Meeting, from Ms. MacNeil, Public Works staff, or the Draft Boghosian Opinion, but learned of the specific details of CIMA’s assignment at this meeting.

### **The Golder Pavement Evaluation**

Notes from the December 14 Meeting suggest that the attendees discussed the PSV, Sand Patch Testing, and BPT results from the Golder Pavement Evaluation, and Mr.

McGuire's upcoming meeting with Dr. Uzarowski (which occurred on December 18, as described below). Mr. Soldo had an understanding that Mr. McGuire was working with Golder, but did not have details regarding the project, how Golder was retained, or by whom.

### **Upcoming Meeting with Mayor Eisenberger and Plan to Inform Council**

Mr. Soldo recalled that, although not its sole focus or purpose, part of the December 14 Meeting was to discuss how to brief Mayor Fred Eisenberger (Mayor of Hamilton) at an upcoming meeting scheduled for December 18, discussed below, and about the next steps in terms of the reports to be brought to Council.

## 10.11. Ms. MacNeil Finalizes Her Analysis for FOI 18-189

On the evening of December 16, 2018, Ms. MacNeil emailed a lengthy update on FOI 18-189 to Mr. McGuire and several colleagues in Legal Services, including Ms. Auty and Mr. Sabo. Ms. MacNeil's email also advised that she was going on a pre-scheduled personal leave of absence from work the next day, and that Mr. Sabo would be Mr. McGuire's contact in Legal Services going forward. Although Mr. Sabo took over responsibility for FOI 18-189 within Legal Services, he had minimal involvement after Ms. MacNeil departed on December 17. Ms. MacNeil remained on leave until April 1, 2019.

Ms. MacNeil's December 16 email included some instructions for Mr. McGuire for future actions. She attached a chart listing 71 documents Mr. McGuire had provided to Legal Services and her views on the potential responsiveness of and/or possible exemptions for each document. Ms. MacNeil's email advised that, if Mr. McGuire agreed with her suggested exemptions, the package of responsive documents should be sent to the Access & Privacy Office, along with any additional responsive documents that were identified.<sup>19</sup> At Ms. MacNeil's request, on December 18, hard copies of each document, with highlighting added to identify the potentially exempt content, were provided to Mr. McGuire for review.

---

<sup>19</sup>For example, the 2013 CIMA Report, Report PW15091, and Report PW18008.

The Tradewind Report was listed as a responsive record in Ms. MacNeil's chart. Ms. MacNeil had noted that a possible s. 7 MFIPPA "Advice and Recommendations" exemption might apply, particularly to the "Conclusions and Recommendations" section in the Tradewind Report, in which Tradewind set out its conclusions that the RHVP friction levels were low overall and were below or well below the UK Investigatory Level 2, and recommended a more detailed investigation and possible remedial action on the RHVP. This content was highlighted in the hard copy package given to Mr. McGuire.<sup>20</sup>

Ms. MacNeil described the 2014 Golder Report as "not entirely responsive" to FOI 18-189 in the chart, but indicated that certain portions of the report, including the Tradewind Report, subject to the same MFIPPA exemptions described above, were responsive. Ms. MacNeil also identified possible exemptions to some content in the 2014 Golder Report, specifically in Section 5 ("Friction Testing") and to Golder's recommendations to perform a mill and overlay, rout and seal existing cracks, and apply microsurfacing on the RHVP.

Ms. MacNeil's list of 71 documents did not include any emails relating to friction discussions between Traffic and Engineering Services staff. There is no evidence that Ms. MacNeil asked for any documents from Mr. Soldo or anyone else after Mr. McGuire told her at the December 3 Meeting that Traffic would not have relevant documents, or that Mr. McGuire took any steps to confirm this with Mr. Soldo or others in Traffic.

## 10.12. The Mayor is Told About RHVP Friction Results on December 18, 2018

Mayor Eisenberger was told about the Tradewind Report on December 18, 2018, at a meeting with Mr. Zegarac, Mr. McKinnon, Ms. Auty, Mr. McGuire, Mr. Soldo, and Drina Omazic (Chief of Staff to Mayor Eisenberger, Mayor's Office, Hamilton). Mayor Eisenberger's recollections of this meeting were the most comprehensive of all the attendees. Other attendees had no or only a vague recollection of the discussions.

---

<sup>20</sup>In addition, Ms. MacNeil identified that Tradewind's recommendation to conduct additional crosswalk testing using a more appropriate device or methodology, set out on page 5 of the Tradewind Report, may be exempt.

Several witnesses described that the meeting was a typical briefing meeting with the Mayor on significant emerging issues. The only information that Mayor Eisenberger received in advance was a “heads-up” from Mr. McKinnon about an RHVP-related report causing concern for City staff. No materials were provided in advance of, or at, the meeting.

Mayor Eisenberger recalled staff advising that the Tradewind Report came to a different conclusion about RHVP friction levels than Mr. Moore had previously reported to the PWC. Mayor Eisenberger understood that Mr. Moore had received the Tradewind Report, that it applied an out-of-country or UK standard, that Mr. Moore had deemed it to be inconclusive, and that this was why the report had not come to light previously.

Mayor Eisenberger did not recall FOI 18-189 being discussed. However, it is highly likely that the impending release of the Tradewind Report as a result of the FOI request and the associated potential litigation risks were discussed, as this was staff’s principal reason for the meeting.

Mayor Eisenberger recalled that staff communicated to him that there were no RHVP safety issues. On this point, Mayor Eisenberger believed that he would have raised with, but not directed, the possibility of staff obtaining an expert opinion to confirm their belief that the RHVP was safe, to give himself comfort that staff were doing all necessary information gathering. If Mayor Eisenberger did raise this with City staff, it was not implemented at this time. Staff did not seek an external assessment until after the Council meeting on January 23, 2019, as discussed in Chapter 11.

By December 18, staff had decided that issues related to the Tradewind Report would be brought to Council, but the manner and timing of the Council briefing had not been determined. One purpose of the December 18 briefing meeting was to confirm with Mayor Eisenberger the timelines and approach to bringing information forward to Council. Mayor Eisenberger asked staff to gather all necessary information in one comprehensive package that could be brought to Council and subsequently made available to the public. He wanted staff to gather information as expeditiously and thoroughly as possible, but he told them to take the time necessary to prepare the comprehensive presentation. Mayor Eisenberger testified that if he had perceived safety concerns, he would have advised staff to proceed more quickly.



## 10.13. Contact Between Engineering Services and Golder in December 2018

### 10.13.1. Mr. McGuire and Dr. Uzarowski Arrange to Meet on December 18, 2018

Mr. McGuire and Dr. Uzarowski arranged to meet on December 18, 2018. It is clear from their respective testimony that Mr. McGuire and Dr. Uzarowski wanted to meet for different reasons. Mr. McGuire was focused on the Golder Pavement Evaluation and wanted to receive Golder's report. Dr. Uzarowski sought to discuss a broader range of topics with Mr. McGuire. Dr. Uzarowski was not aware in advance of their December 18 meeting that the Tradewind Report and the 2014 Golder Report had not been shared throughout the City, or that both reports had been recently discovered.

Prior to this meeting, Dr. Uzarowski had internal discussions with senior management at Golder and Golder's legal counsel regarding the concerns Dr. Uzarowski had that the City, having not implemented the pavement treatments Golder had previously suggested or recommended, might blame Golder. As set out in Chapter 8, it is my view that Dr. Uzarowski had these concerns in March 2018. Dr. Uzarowski testified that, on advice from Dr. Michael Maher (Principal, Pavement & Materials Engineering, Golder), he intended to meet with Mr. McGuire to advise him of everything Dr. Uzarowski knew about the RHVP and the history of its pavement. Dr. Uzarowski also decided, in discussion with Dr. Maher, that he would not use names of particular City staff members, and instead refer to the City more generally. Dr. Uzarowski recalled that he did, however, refer to Mr. Moore directly during the meeting.

### 10.13.2. Golder's Findings and Recommendations in the Draft Pavement Evaluation Report

At their meeting on December 18, Dr. Uzarowski provided Mr. McGuire with a hard copy of a draft version of the Golder Pavement Evaluation report, dated December 17, 2018 (the "Draft Pavement Evaluation Report"). Dr. Uzarowski had not circulated an electronic copy in advance. Mr. McGuire scanned and forwarded the Draft Pavement Evaluation Report to Ms. Auty and Mr. Sabo on December 18, 2018.

The Draft Pavement Evaluation Report itself, described as a “letter report”, was relatively brief, just over two pages long. Golder attached the results of the three field tests to it and noted that Dr. Uzarowski had presented a summary of the results to the City in a meeting on March 9, 2018. These results and this meeting are discussed in Chapter 8.

In the Draft Pavement Evaluation Report, Golder described the results of the Sand Patch Testing as “good”. Golder described the average of the BPT results (39) as “average” but noted the range of results was variable, with 20% being less than 30, which was “low”. Golder also indicated that because of the weather conditions at the time of testing, the results of the BPT “would not be considered to be reliable”.

Golder also indicated that the “corrected PSV of the tested aggregates was 45” and noted that this was considered “average/medium”. Golder also indicated that as had been discussed during “the meeting” — presumably the meeting on March 9, 2018 — “there [was] a concern that an aggregate with a PSV of 45 [would] not provide sufficient long-term frictional characteristics if the surface course asphalt mix [was] subjected to hot-in-place (HIR) recycling”. Golder added that “a higher percentage of a beneficiating mix” during the HIR process was a possible solution to this concern. The Draft Pavement Evaluation Report indicated that Golder was still in the process of preparing a report on the HIR Suitability Study at the City’s request; although, by this time, the City had determined and Dr. Uzarowski knew, that the City would not use HIR to resurface the RHVP, as discussed in Chapter 9.

Following its summary of the three field tests, Golder noted that it had previously brought to the City’s attention that the traffic volumes on the RHVP “significantly exceed[ed] the level it was designed for”, which accelerates pavement deterioration, and that the RHVP pavement monitoring station showed that speed was “being significantly exceeded” on the RHVP, which “increases the risk of skid exponentially”.

The Draft Pavement Evaluation Report included the following conclusion paragraph with proposed recommendations:

As discussed with the City, if there is a concern with frictional characteristics of the SMA surface course on the RHVP, an immediate, effective solution would be to carry out shot blasting/skid abrading of

areas of concern on the existing pavement surface. This treatment is quick and relatively low cost. It restores the skid resistance and improves frictional characteristics immediately. However, it does not address pavement cracking or bumps and dips in the pavement. Other solutions could be the application of microsurfacing; however, although this improves frictional characteristics, seals the cracks and can correct minor dips in a pavement, it is significantly more expensive than shot blasting. It also requires good weather conditions for successful application.

### 10.13.3. Mr. McGuire and Dr. Uzarowski's December 18 Discussion about the RHVP

Dr. Uzarowski testified that, in advance of their December 18 meeting, he and Mr. McGuire agreed that legal counsel would not be present. Mr. McGuire testified that he did not ask Legal Services if he could have this meeting, although, as noted above, the meeting appears to have been discussed to some extent during the December 14 Meeting.

Mr. McGuire and Dr. Uzarowski both made notes related to this meeting. Dr. Uzarowski's were largely, although not exclusively, prepared in advance of the meeting. Dr. Uzarowski also summarized the meeting in an internal email to his colleagues at Golder on January 14, 2019.

At the meeting, Dr. Uzarowski presented the history of the RHVP's pavement, the MTO 2007 friction testing, Golder's involvement with the RHVP from 2013 to 2017, and Golder's retainer to conduct friction testing in 2013. Dr. Uzarowski also summarized the inertial profile testing Golder conducted in 2015/2016. Mr. McGuire asked for the report related to this testing; however, there was no such report, only a spreadsheet of data.

Mr. McGuire testified that he recalled discussing the Tradewind Report, although he did not believe it was a detailed discussion. He recalled that there was some discussion around friction standards — his notes recorded “no national standard” — but he did not believe they “got into the specific details on what standard would be useful in Ontario”.

Dr. Uzarowski's January 14 email summarizing the meeting outlined detail regarding the results themselves (including the difference in the RHVP and LINC values and that the 2014 Golder Report mentioned that "the SN numbers should be addressed"), although it is not clear if this was discussed with Mr. McGuire. Dr. Uzarowski likely also told Mr. McGuire he had discussed microsurfacing and shotblasting with Mr. Moore on February 7, 2014, and that the City had declined PSV testing at that time.

Dr. Uzarowski discussed the Golder Pavement Evaluation, including that he had presented the results to the City in March 2018, that the City considered the results inconclusive at that time, and that he had recommended pavement treatment of some sort (microsurfacing, skidabrading, or shotblasting) at that time. They also discussed Dr. Uzarowski's contact with skidabrading and shotblasting contractors in 2016, and that the City had advised that it was not interested. Mr. McGuire recalled Dr. Uzarowski telling him that the City (without naming any particular staff) did not want to admit there was an issue.

During the meeting Dr. Uzarowski outlined methods for how the City could improve skid resistance, including microsurfacing, skidabrading, and shotblasting. Mr. McGuire did not recall discussing resurfacing, and did not believe he asked Dr. Uzarowski if anything should be done in the interim, in advance of resurfacing.

Mr. McGuire did not believe he asked Dr. Uzarowski about the implications of the Tradewind friction values on roadway safety. He recalled that Dr. Uzarowski conveyed that he was concerned about the frictional characteristics of the RHVP. Dr. Uzarowski recorded this in his notes, writing "[t]he skid hazard is still there!" Dr. Uzarowski testified that the language used in the Draft Pavement Evaluation Report was "maybe not very fortunate", particularly the use of "if" in "if there is a concern with the frictional characteristics of the SMA surface course". Dr. Uzarowski's evidence was that he had "some concerns" about the friction numbers, and had therefore recommended treatment that the City could implement right away at a low cost. However, Dr. Uzarowski also testified that he was not a safety consultant, that a safety evaluation was required to determine the impact of particular factors, and that he was unaware of CIMA's involvement when he drafted the Draft Pavement Evaluation Report. Dr. Uzarowski testified that he learned for the first time at the meeting that there was another consultant, CIMA, who was addressing safety aspects of the RHVP.

Dr. Uzarowski and Mr. McGuire exchanged several emails regarding the Draft Pavement Evaluation Report, friction testing, and the RHVP in late December 2018, and into January 2019, following their meeting on December 18. These emails are discussed in Chapter 11.

#### 10.13.4. Engineering Services Receives Golder's Draft HIR Suitability Study

Throughout the fall and winter of 2018, Mr. Becke continued to correspond with Dr. Uzarowski regarding the HIR Suitability Study. On December 6, 2018, Mr. Becke emailed Dr. Uzarowski to follow up on the HIR Suitability Study report, writing that he required the report “before the Christmas shutdown” because the resurfacing project was a Council priority and Mr. Becke would “need to start answering questions regarding the resurfacing soon.” In the interim, Mr. Becke requested that Dr. Uzarowski provide a PDF copy of the “the graphs” that Dr. Uzarowski had shown him in their “HIP meeting back in October”.

On December 21, 2018, Dr. Uzarowski provided Mr. Becke with a draft of the HIR Suitability Study Report. Mr. Becke forwarded the draft report to Mr. McGuire, copying Ms. Jacob and Tyler Renaud (Project Manager, Construction Quality Assurance, Construction, Engineering Services, Public Works, Hamilton) three days later, on December 24.<sup>21</sup>

As part of this draft report, Golder included an overview of the results of the core samples removed from the RHVP in July and August 2018. Golder stated that the results indicated that “the gradation during construction was close to the mix design” and that “there was no significant aggregate degradation” since its placement.

---

<sup>21</sup>Dr. Uzarowski’s covering email delivering the draft HIR Suitability Study report to Mr. Becke contained an email thread with an email exchange internal to Golder that included the content of the December 2015 Uzarowski Email (but not the attached Tradewind Report). There is no evidence to suggest that Dr. Uzarowski intentionally included this information as part of the delivery of the Draft HIR Suitability Study Report. Of those to whom Mr. Becke forwarded this email thread, only Mr. Renaud was not aware of the contents of the Tradewind Report.

In the “Discussion and Recommendations” section of the draft report, Golder outlined some of the initial discussions that Golder had with others in the industry, some of which are discussed in Chapter 8, including that HIR of SMA may be feasible but that no one had tried it yet. Golder noted that the MTO specifications for HIR excluded SMA from HIR recycling. Golder also indicated that up to 50% beneficiating mix might be required to ensure any new mix met the specification requirements. Golder advised adding “such a high percentage” of beneficiating mix would allow the average PSV of “the blend” in the new mix to be higher. Golder concluded in the draft report that HIR of SMA was possible, “but it would require a very significant amount of beneficiating mix to be added during the operation”, which would result in a significant cost increase, at least in part because of the amount of new material that would be required for the beneficiating mix.

## CHAPTER 11

# Disclosure of The Tradewind Report to Council on February 6, 2019 and Post-Disclosure Events





## 11.1. Overview

On January 23, 2019, at a closed session of Council, Mayor Fred Eisenberger (Mayor of Hamilton) and members of Council were given a confidential “heads up” about the existence of the Tradewind Report and the pending freedom of information (“FOI”) request that was likely to lead to the release of the Tradewind Report. At a meeting of the General Issues Committee (“GIC”) two weeks later, on February 6, staff provided a second, much lengthier and more detailed briefing to Mayor Eisenberger and Council about the Tradewind Report, the state of the RHVP, and the City’s proposed communications strategy related to the Tradewind Report, in both open and closed session. The Tradewind Report was disclosed to the public after the GIC meeting on February 6.

This chapter addresses the actions of staff in the lead up to the Council briefings in January and February 2019, and the information conveyed to the Mayor and councillors at these meetings. Staff’s actions in January and early February proceeded with considerable urgency, particularly after January 14, when Gord McGuire (Director, Engineering Services, Public Works, Hamilton) submitted Engineering Services’ response on the FOI request (“FOI 18-189”).

Beginning in early January, and over the following six weeks, there was considerable activity involving many meetings, updates, and preparation of staff reports to Council by Public Works, Legal Services, and Communications staff, the Interim City Manager, and several external consultants engaged by the City. This included reports by Public Works staff related to the City’s 2017 Annual Collision Report, the Speed Limit Study, the Lighting Study, the RHVP Roadside Safety Assessment, and the Golder Pavement Evaluation. At the end of January, in response to Council’s questions at the January 23 Council meeting, CIMA received the Tradewind Report and the 2014 Golder Report for the first time and Legal Services staff (through its external legal counsel) retained CIMA to provide an opinion regarding its assessment of the impact of the Tradewind Report. Council received CIMA’s memo as part of the briefing on February 6.

This chapter also covers certain events in the post-disclosure period that are relevant for the Inquiry’s purposes, including friction testing on the RHVP before and after the RHVP resurfacing in the summer of 2019, and certain policies and procedures implemented by the City since the Tradewind Report was disclosed.

As with many of the meetings described in Chapters 9 and 10, most witnesses at the Inquiry could not distinguish the meetings that occurred during this time, including the January 23 and February 6 briefings. This posed challenges for the Inquiry's fact-finding mandate and, in respect of the briefings, was somewhat surprising given the significance of these events.

## 11.2. Staff Prepare for Disclosure in Early and Mid-January 2019

City staff's work on FOI 18-189 and the related presentation to Council appears to have slowed to a near-halt between mid-December 2018 and early January 2019. This is clear from emails in very early January in which various staff asked to discuss the status of and next steps on RHVP-related issues.

From January 7, 2019, into early February, staff from Public Works, Legal Services, and Communications met frequently.

### 11.2.1. City Staff Consider Communications Strategy and Set Date for Disclosure to Council

On January 7, 2019, Mike Zegarac (Interim City Manager, Hamilton) and staff from Public Works, Legal Services, and Communications met. Karen Gordon (Principal, Gordon Strategy), an external crisis communications consultant, also attended this meeting via teleconference.<sup>1</sup> Mr. Zegarac testified that the purpose of the meeting on January 7 was for staff to share a preliminary framework for the scope and approach of the City's communications plan, and to seek Ms. Gordon's feedback on the proposed approach. This was the first formal meeting with Communications staff to discuss a communications strategy about FOI 18-189, the Tradewind Report, and the RHVP.

At the meeting on January 7, staff set a "goal" of reporting on these issues at the upcoming GIC meeting on January 16, with a "plan b" of reporting at the Council

---

<sup>1</sup> It was not common for the City to retain third party communications consultants. Ms. Gordon was retained by the City to provide objective third-party feedback on City staff's work; her retainer speaks to staff's expectation that this issue would become high profile. Ms. Gordon and her staff continued to be involved intermittently in the lead up to February 6, 2019.

meeting the following week, on January 23 (as reflected in notes prepared at the meeting). The January timing was driven by Mr. McGuire's impending FOI 18-189 submission to the Access & Privacy Office on behalf of Engineering Services (which occurred on January 14), and staff's concern that the materials might be released to the FOI requestor before Council had been briefed. Ultimately, staff first briefed Council on the "plan b" date — January 23, 2019 — as discussed below. The evidence suggests that staff likely shifted to this date by January 11, within four days of setting the goal.

As of January 7, there were a number of outstanding items before staff would be ready to present to Council. As described below, Public Works staff had to prepare and finalize staff reports related to the RHVP and to road and traffic safety for the Public Works Committee ("PWC"), which were then scheduled to be presented at a PWC meeting on February 4, 2019. Legal Services had to prepare a confidential "heads up" report to Council on the Tradewind Report and FOI 18-189 (which became Report LS19007) for January 23, 2019, which included review by Nicole Auty (City Solicitor, Legal Services, Finance & Corporate Services, Hamilton) of the Draft Boghosian Opinion. At the same time, Communications staff began to develop the City's communications strategy, and presentation materials.

Throughout January 2019, Communications staff updated and revised the City's communications strategy and prepared related communications materials. These materials included a crisis communications plan, a preliminary reconstructed timeline, and slides for a collective staff slide deck presentation. John Hertel (Director, Strategic Partnerships & Communications, City Manager's Office, Hamilton) and Jasmine Graham (Communications Officer (Public Works), Strategic Partnerships & Communications, City Manager's Office, Hamilton) both testified that staff wanted to present a thorough, accurate, and comprehensive overview to Council to bring clarity to the situation and "mitigate any negative reputational harm to the City". The communications strategy that was ultimately presented to Council at a meeting of the GIC on February 6, 2019 (discussed below), recommended that the City issue a media release and fact sheet related to the Tradewind Report and the RHVP following a meeting of Council on February 13. Among the stated rationales for this strategy were that it would allow the City to be "proactive and transparent", to "[c]ontrol the message out of the gate", to maintain and ensure accuracy of messaging, and to highlight actions taken to improve the RHVP and the upcoming resurfacing plans.

Development of the City's communications strategy was, in part, an iterative, group fact-finding effort amongst Communications, Public Works, and Legal Services staff. Mr. Hertel testified that "in each meeting different ideas would come up" and so "each of [the] meetings produced more input to fill in the blanks". Part of staff's fact-finding process was the creation of a timeline of key events relevant to the RHVP from July 2006 until January 18, 2019, including events related to the Tradewind Report and the actions of Public Works staff. Initially undertaken at the request of Dan McKinnon (General Manager, Public Works, Hamilton) and Mr. McGuire, Ms. Graham prepared multiple drafts of a preliminary reconstructed timeline throughout January and February 2019, relying on various sources for the timeline, including information given to her by Public Works staff (principally Mr. McKinnon, Mr. McGuire, and Edward Soldo (Director, Roads & Traffic, Public Works, Hamilton)) and staff reports. Public Works staff also reviewed the drafts of the timeline at various stages.<sup>2</sup>

The reconstructed timeline provided a useful account of the history, staff actions, and past roadway and traffic safety initiatives and countermeasures undertaken in respect of the RHVP. The timeline did, however, include certain inaccuracies, omissions, and inconsistencies with the chronology established in this Inquiry, some of which are noted in this chapter and elsewhere in this Report. The need for this timeline, and the process by which it was created, speaks to the information deficit that existed amongst senior staff in Public Works, in particular, at the time staff were preparing to brief Council in January and February 2019.

### 11.2.2. Legal Services and Risk Management Staff Consider the Draft Boghosian Opinion

Ms. Auty, Ron Sabo (Deputy City Solicitor, Dispute Resolution, Legal Services, Finance & Corporate Services, Hamilton), and David Boghosian (Managing Partner, Boghosian & Allen LLP) had a call on January 8, 2019, to review the Draft Boghosian Opinion (discussed in Chapter 10) sent on December 13, 2018, and to discuss next steps. Both Mr. Sabo and Mr. Boghosian prepared contemporaneous notes of the January 8 call, however neither had an independent recollection of it. Ms. Auty produced several undated notes to the Inquiry, but it is unclear whether any of these

---

<sup>2</sup> The City's preparation of these reconstructed timelines also continued after the Tradewind Report was disclosed to Council and the public on February 6, 2019.

undated notes were attributable to this meeting. Ms. Auty and Mr. Sabo reviewed the Draft Boghosian Opinion at some time before they spoke with Mr. Boghosian on January 8, and both made handwritten notations while reviewing it.

Mr. Sabo testified that he understood the recommendations in the opinion to be in the context of mitigating the City's liability, and that it was "not just [L]egal looking at the condition of the highway". Mr. Sabo knew Public Works was also working on its own reports about the RHVP. He could not recall if he and Ms. Auty discussed sharing the Draft Boghosian Opinion with Public Works staff. There is no documentary evidence to support that they did.

On January 8, Ms. Auty, Mr. Sabo, and Mr. Boghosian discussed a variety of topics, including the crisis media consultant, scheduling an attendance before Council, UK standards, comparability of the LINC and RHVP, design speed, and the Golder Pavement Evaluation. Mr. Boghosian testified that during this call they did not discuss the recommendations in the Draft Pavement Evaluation Report that Mr. McGuire had received from Golder on December 18, 2018, discussed in Chapter 10 (which Mr. Boghosian did not have), or whether to share that report with CIMA.

None of Ms. Auty, Mr. Sabo, and Mr. Boghosian could recall discussing the safety of the RHVP during their January 8 call. However, notes Mr. Sabo prepared dated January 8 reflected the following questions: "what did you know", "what was done", "is road safe", and "why more testing if results ok". Although Mr. Sabo testified that he could not recall what, if any, discussion related to these notes, he testified that it was possible that they reflected questions that staff were anticipating answering in reports to Council, or that Council might ask if staff did not provide these answers. At this time, Ms. Auty wondered whether any further testing should be conducted on the RHVP in advance of the resurfacing, but could not recall in her testimony if they discussed this on January 8. However, she recalled that their thinking around this time was not to proactively conduct testing, and to instead wait and see what happened with the litigation.

The Draft Boghosian Opinion remained in draft form after this call. Ms. Auty intended to wait until shortly before City staff reported to Council to direct Mr. Boghosian to finalize his opinion.

Also on January 8, Mr. Sabo discussed the Draft Boghosian Opinion with Risk Management staff via email. Mr. Sabo sent the draft opinion to John McLennan (Manager, Risk Management, Legal Services, Finance & Corporate Services, Hamilton), who forwarded it to Diana Swaby (Claims Supervisor, Risk Management, Legal Services, Finance & Corporate Services, Hamilton). Both Ms. Swaby and Mr. McLennan were of the view, which was conveyed to Mr. Sabo, that the Tradewind Report should not have an impact on litigation, given the lack of an industry standard. Mr. McLennan advised Mr. Sabo that he felt it was “incumbent” on staff to bring in the City’s insurer, who he felt would be “extremely concerned...about [Mr. Boghosian’s] findings”. Mr. Sabo advised that they could call the insurer if needed, and noted that they would “want to tell council [they] have insurance on notice”. Mr. Sabo advised that Mr. Boghosian’s opinion could be sent once it was finalized or that staff could give the insurer “the gist” and supply more information going forward. Although Mr. McLennan may have reported to the City’s insurance broker about the Tradewind Report, the evidence suggests that discussions with the City’s insurers ultimately did not occur until after the Tradewind Report had been publicly disclosed.

On January 9, 2019, Ms. Swaby sent Dana Lezau (Solicitor, Dispute Resolution, Legal Services, Finance & Corporate Services, Hamilton), whom Ms. Swaby knew was the assigned lawyer on RHVP-related litigation files, a copy of the Draft Boghosian Opinion. She did so to ensure that Ms. Lezau was aware of Mr. Boghosian’s opinion on liability. Ms. Swaby testified that she thought Ms. Lezau knew about the Tradewind Report by this time, and that they may have spoken about it before and after her January 9 email to Ms. Lezau. However, there is no documentary evidence to confirm when or exactly what Ms. Lezau knew about the Tradewind Report prior to its public release.

The Inquiry received no documentary evidence that the Draft Boghosian Opinion was distributed to any other lawyers in Legal Services, aside from Ms. Auty, Mr. Sabo, and Ms. Lezau.

### 11.2.3. Mr. McGuire Submits FOI 18-189 Materials to the Access & Privacy Office and Audit Services

Mr. McGuire submitted Engineering Services’ response to FOI 18-189 to the Access & Privacy Office on January 14, 2019. The response consisted of a package of

potentially responsive records and an index outlining the potential responsiveness of and applicability of exemptions to the documents. Mr. McGuire also provided the document package to Audit Services that same day.

The chart of documents included in the FOI 18-189 response almost exactly mirrored the chart, including the identified potential exemptions applicable to the Tradewind Report and the 2014 Golder Report, that Byrdena MacNeil (Solicitor, Dispute Resolution, Legal Services, Finance & Corporate Services, Hamilton) had prepared and circulated to Mr. McGuire and to others in Legal Services on December 16, 2018, as described in Chapter 10. Although Ms. MacNeil's December 16 email advised of additional documents that should be provided, none of those documents were included in FOI 18-189 response submitted on January 14. Neither Mr. McGuire nor Mr. Sabo made any substantial changes before the response was submitted to the Access & Privacy Office. It does not appear that Mr. McGuire, Mr. Sabo, or other senior City staff did substantive additional work or carefully reviewed the final FOI 18-189 response.

January 14, 2019 marked a turning point. As of that date, City staff no longer retained sole control over the disclosure of the Tradewind Report or the 2014 Golder Report in the FOI process. Consequently, the time during which staff could pre-emptively advise Council about the Tradewind Report was running. As noted above, Ms. Auty testified that the uncertainty about when, or if, the Tradewind Report would be released created a sense of urgency and was the primary factor that influenced her decision to brief Council on January 23, 2019, as described below.

#### 11.2.4. Mr. McGuire Follows Up with Dr. Uzarowski about the Pavement Evaluation Report and Other Golder Work in December 2018 and January 2019

Following their meeting on December 18, 2018, and the delivery of the Draft Pavement Evaluation Report discussed in Chapter 10, Mr. McGuire and Dr. Ludomir Uzarowski (Principal, Pavement & Materials Engineering, Golder) exchanged emails relating to the Draft Pavement Evaluation Report in December 2018 and January 2019. Mr. McGuire raised three follow up items on December 19, 2018, by email:

- (1) In reference to the original Tradewind testing you identified that the UK testing standard was not applicable in Canada. However, the difference



between the Linc and the RHVP was discussed. What standard would be considered in Ontario?

(2) The draft report you submitted included test results from a British Pendulum test however, I have no scale to measure these results against. Can you supply your reference as you indicate our testing results were reasonable given the weather conditions, etc.

(3) Lastly, you suggest a shot blasting method to address the skid resistance of the facility. Can you supply Ontario references the use of this method as I can find none in my search. I do note that both the Tradewind and BPT results were considered inconclusive and ask for further understanding of the proposal to shot blast.

Mr. McGuire later asked also for a map or sketch of the locations of Golder's field testing in December 2017. Dr. Uzarowski provided images of the locations.

Over several email exchanges starting on December 21, 2018, Dr. Uzarowski advised Mr. McGuire that there was "no recent, clear standard for SN [skid number] requirements on highways in Ontario", and that the BPT results were not reliable due to the weather conditions at the time of testing. He also provided Mr. McGuire with brochures and contact information for skidabrading or shotblasting contractors. He rejected Mr. McGuire's characterization in one of the emails of the Tradewind results as "inconclusive". In respect of this characterization, Mr. McGuire testified that he understood that the Tradewind Report did have conclusions, in that it said to do further testing and potential remedial work, but that he was "not sure it arrived at a conclusion about the absolute skid resistance".

In the new year, beginning on January 13, 2019, Mr. McGuire and Dr. Uzarowski continued to exchange emails on these issues. Mr. McGuire often forwarded his exchanges with Dr. Uzarowski to staff in Legal Services. It is clear from their emails that Mr. McGuire wanted further information or action on several topics. First, he wanted revisions to the Draft Pavement Evaluation Report that included industry standards for BPT, Sand Patch Testing, and PSV testing (the three types of field testing Golder performed in the Golder Pavement Evaluation), or confirmation that no such industry standards existed. Mr. McGuire advised Dr. Uzarowski that, without this, he felt that

the “recommendations [had] no weight or meaning”, and that it rendered Golder’s report incomplete. He also wanted Golder to remove references to traffic volumes and speeding considerations in the Draft Pavement Evaluation Report, which Mr. McGuire viewed as outdated, out of scope for the assignment, and dealt with by other studies. Mr. McGuire also asked for clarification about what he perceived to be inconsistent statements on frictional concern. He noted that a December 21, 2018 email from Dr. Uzarowski stated that “the concern about skid potential on the RHVP is still valid and the City should consider how to address this”, but the Draft Pavement Evaluation Report stated “if there is a concern with the frictional characteristics of the SMA surface course on the RHVP...”. Mr. McGuire felt that the two statements did not align, because the “first implie[d] there [was] a concern” whereas “the second suggest[ed] there may be a concern.” Mr. McGuire sought clarity from Dr. Uzarowski “to ensure [the City was] acting in the correct manner, and [had] the complete records.”

In addition, Mr. McGuire wanted Golder to provide further information on shotblasting, Golder’s report on the inertial profile testing conducted in 2015/2016, and all correspondence on the reports and studies Golder had performed back to 2013, in order to respond to the FOI request. Mr. McGuire’s request for Golder’s correspondence dating back to 2013 was included in his January 13, 2019 email, sent the day before he submitted the FOI 18-189 response to the City’s Access & Privacy Office. Mr. McGuire continued to follow up later in January while preparing Report PW18008A (described below), and advised Dr. Uzarowski that there was a series of reports being prepared and that Mr. McGuire hoped to have “sufficient details to be able to provide complete context on the results”.

Over the course of their email exchanges, Dr. Uzarowski challenged Mr. McGuire’s characterization of Golder’s results (for example, Mr. McGuire’s description of the PSV results as “adequate”, rather than “average/medium” as described by Golder); advised that providing industry standards for the BPT, Sand Patch Testing, and PSV results would be a new scope of work; and initially declined Mr. McGuire’s request to remove the references to traffic volumes or speeding considerations from the Draft Pavement Evaluation Report. Dr. Uzarowski also declined to provide the requested correspondence to respond to the FOI, writing that Mr. McGuire’s request for documents in this manner was inconsistent with the usual process for obtaining responsive records from third parties for an FOI request.

Dr. Uzarowski sent the final report for the Golder Pavement Evaluation (the “Final Pavement Evaluation Report”) on March 1, after the public disclosure of the Tradewind Report on February 6, described in more detail below. Dr. Uzarowski testified that the delay in providing Golder’s final report was due to an internal review at Golder by senior management and legal staff.

### 11.3. Public Works Staff Prepare Reports and Materials for Disclosure to Council

As Communications staff prepared the City’s communications strategy and other related materials for Council, Public Works and Legal Services staff were also preparing reports to Council. Their preparations appear to have begun around or shortly after Mr. McGuire submitted the FOI 18-189 response on January 14, 2019.

#### 11.3.1. The City Receives the Final RHVP Roadside Safety Assessment

The City received the final RHVP Roadside Safety Assessment report from CIMA on January 17, 2019. As described below, the RHVP Roadside Safety Assessment report was briefly addressed in Mr. McGuire and Mr. Soldo’s joint staff report, Report PW18008A.

#### 11.3.2. The City Retains CIMA to Prepare the 2019 CIMA Collision Memorandum

Mr. Soldo testified that in January 2019, he became aware of the 2018 CIMA Collision Memorandum, discussed in Chapter 8, after asking his staff for historical information about the RHVP. Sometime around January 11, 2019, Mr. Soldo requested an updated version of the 2018 CIMA Collision Memorandum with one additional comparator roadway included (Highway 403 between the LINC and Highway 6 North). Mr. Soldo felt this roadway was more comparable to the RHVP than the roadways CIMA had used as comparators in the 2018 CIMA Collision Memorandum.

CIMA sent the updated collision memo on January 15, 2019 (the “2019 CIMA Collision Memorandum”). The 2019 CIMA Collision Memorandum used more recent

collision data for the LINC and the RHVP (from 2013 to 2017) than had been used in the 2018 CIMA Collision Memorandum (2009 to 2013). In the 2019 CIMA Collision Memorandum, CIMA compared the 2013 to 2017 average collision rates for the RHVP and LINC against the 2012 to 2016 average collision rates for the three comparator MTO highways that had been used in the 2018 CIMA Collision Memorandum<sup>3</sup> and Highway 403 between the LINC and Highway 6 North.

In the 2019 CIMA Collision Memorandum, CIMA divided the RHVP into six sections, and calculated the collision rate for each section and the overall weighted collision rate. The RHVP's overall weighted collision rate (per million vehicle kilometres travelled) was 1.01.

The RHVP's average weighted collision rate of 1.01 was higher than the overall collision rates for the LINC and for each of the four comparator highways: 0.44 for the LINC; 0.81 for Highway 403; 0.78 for Highway 406; 0.66 for Highway 7/8; and 0.70 for Highway 8. In his testimony, Mr. Soldo stated that the RHVP's higher collision rate "stood out", but that he did not find it "surprisingly high, given...the information [the City] had at [that] point."

Completion of the 2019 CIMA Collision Memorandum revealed an issue with the comparisons of collision rates in the 2018 CIMA Collision Memorandum that had not been realized previously. CIMA noted that the 2013 to 2017 RHVP and LINC collision data used in the 2019 CIMA Collision Memorandum included self-reported collisions, whereas the 2012 to 2016 collision data used to calculate the LINC and RHVP collision rates in the 2018 CIMA Collision Memorandum had not included self-reported collisions.

The RHVP and LINC collision rates were "considerably lower" in the 2018 CIMA Collision Memorandum (0.36 for the RHVP and 0.20 for the LINC) than they were in the 2019 CIMA Collision Memorandum. CIMA attributed this to the exclusion of RHVP and LINC self-reported collisions from the data used in the 2018 CIMA Collision

---

<sup>3</sup> The comparator roadways used in the 2018 CIMA Collision Memorandum, which were also used in the 2019 CIMA Collision Memorandum included: Highway 406 between Highway 58 and the QEW, in St. Catharines; Highway 7/8 between Conestoga Parkway/ Victoria Street North and Trussler Road in Kitchener; and Highway 8 between Sportsworld Drive and Highway 7 in Kitchener.

Memorandum and the inclusion of self-reported collisions in the data used in the 2019 CIMA Collision Memorandum. The MTO collision data CIMA used to calculate the collision rates for the comparator highways in both the 2018 and 2019 memos included both police-reported and self-reported collisions. Thus, the RHVP and LINC collision rates in the 2019 CIMA Collision Memorandum were an “apples-to-apples” comparison with the comparator highways, whereas the rates calculated in the 2018 CIMA Collision Memorandum had not been.

On January 16, Mr. Soldo sent the 2019 CIMA Collision Memorandum to Mr. McGuire and advised that they “should chat”. The Inquiry received no evidence about this conversation, and Mr. McGuire had no recollection of reviewing this memo.

David Ferguson (Superintendent, Traffic Engineering, Traffic Operations & Engineering, Roads & Traffic, Public Works, Hamilton) circulated the final 2017 Annual Collision Report, discussed in Chapter 9, and the corresponding staff report, Report PW19012, discussed below, to some City staff on January 16, 2019, the day after the 2019 CIMA Collision Memorandum was delivered. Although the preliminary reconstructed timeline that staff prepared as part of their presentation to Council stated that CIMA’s retainer for the 2019 CIMA Collision Memorandum was “part of the Council directed annual collision report”, this does not, in fact, appear to have been the case. The City did not obtain or use the 2019 CIMA Collision Memorandum to finalize or supplement the 2017 Annual Collision Report or Report PW19012 although both used the same RHVP and LINC collision data.

### 11.3.3. Mr. McGuire and Mr. Soldo Prepare Reports for the Public Works Committee

As discussed in Chapter 9, at a meeting of the “Red Hill Valley Working Group” on October 10, 2018, Mr. McGuire and Mr. Soldo were tasked with writing a joint “safety audit report” for the PWC on various RHVP-related issues. They initially intended to prepare a single report that dealt with speeding issues, lighting, and “next steps” for the LINC and RHVP but these issues were ultimately dealt with in two separate recommendation reports presented to the GIC on February 6, 2019: Report PW18008A, submitted jointly by Mr. McGuire and Mr. Soldo, and Report PW19014, submitted by Mr. Soldo.

By January 2019, staff in Engineering Services and Roads & Traffic<sup>4</sup> had received deliverables for five outstanding consultant engagements of CIMA and Golder. From CIMA, the City had the draft Lighting Study report (delivered on October 25, 2018)<sup>5</sup> and an executive summary of the Lighting Study report (delivered December 3, 2018), the final RHVP Roadside Safety Assessment (delivered January 17, 2019, with earlier drafts delivered November 23, 2018 and December 14, 2018), and the Speed Limit Study (delivered October 22, 2018). From Golder, the City had the Draft Pavement Evaluation Report (delivered December 18, 2018) and the draft HIR Suitability Study report (delivered December 21, 2018). As noted, Mr. McGuire and Dr. Uzarowski continued to discuss the Draft Pavement Evaluation Report throughout January 2019.

The evidence suggests that Mr. McGuire and Mr. Soldo began to receive some pressure from Mr. McKinnon about the turnaround time for their staff report(s) around mid-January 2019.

Between January 9 and 16, both Mr. Soldo and Mr. McGuire requested and received historic and current RHVP-related information from their staff to prepare their report(s).

For instance, Mr. Soldo asked Mr. Ferguson and Martin White (Manager, Traffic Operations & Engineering, Roads & Traffic, Public Works, Hamilton) about the implementation status of CIMA's 2015 recommendations and CIMA's recommendation to install "slippery when wet" signs and rain activated flashing beacons, and the costs and time of implementing the recommendation for beacons. Mr. Soldo and his staff continued discussing the installation of "slippery when wet" signs on the RHVP intermittently in January and February. The Inquiry received documents to indicate that, by February 5, staff had ordered the flashing beacons for the "slippery when wet" signs. Mr. White also sent Mr. Soldo 14 historical email chains about the RHVP and the LINC. In the covering email, Mr. White referred to Gary Moore's (former Director,

---

<sup>4</sup> As discussed in Chapter 4, the Roads & Traffic division was subject to a reorganization in February 2019. At the time of the GIC on February 6, 2019, Roads & Traffic had been reconstituted as the Transportation Operations & Maintenance division, overseen by Mr. Soldo.

<sup>5</sup> As discussed in Chapter 9, the final Lighting Study report was delivered on January 29, 2019. The body of the report remained substantially unchanged from draft delivered on October 25, 2018.

Engineering Services, Public Works, Hamilton) “stiff resistance” to the 2015 CIMA Report.

Similarly, Mr. McGuire sought and received historical information regarding the budget programming and timing for the RHVP and LINC resurfacing from Asset Management staff, and regarding Council’s various directions to staff related to lighting since 2015 from Mike Field (Senior Project Manager, Lighting & Electrical, Geomatics & Corridor Management, Engineering Services, Public Works, Hamilton).

Mr. McGuire prepared the rough first draft of recommendation Report PW18008A, entitled “Lincoln Alexander Parkway and Red Hill Valley Parkway Transportation and Safety Update”, then scheduled to be presented at the PWC meeting on February 4, 2019. This draft included placeholder text in several sections. The draft was 10 pages long, plus a one-page appendix (Appendix A), and it dealt with, among other topics, a summary of the Speed Limit Study, the RHVP Roadside Safety Assessment (which Mr. McGuire described as “Safety Review” in the draft report), the Lighting Study, friction testing performed by Golder in the Golder Pavement Evaluation (for which Mr. McGuire only had the draft, not final report), and the upcoming RHVP and LINC resurfacing, including the City’s consideration of HIR. Neither the Tradewind Report nor Tradewind’s 2013 friction testing were referenced. The draft described Appendix A as detailing the actions and associated costs to “monitor, enhance, study and implement various safety related elements” on the RHVP and LINC since 2015.

The “Safety Review” section of Mr. McGuire’s draft referenced some of CIMA’s collision statistics from the RHVP Roadside Safety Assessment, including CIMA’s finding that wet surface collisions were found to represent 73% of ramp collisions and 64% of mainline collisions, the latter of which was an increase from the 50% proportion found in the 2015 CIMA Report. The draft also included CIMA’s overall finding that the collision statistics suggested that “inadequate skid resistance (surface polishing, bleeding, contamination) and excessive speeds may be contributing factors to collisions.” All of this content was highlighted in yellow in the draft. The section of Mr. McGuire’s draft that summarized the Lighting Study included CIMA’s finding that “[t]he collision analysis confirmed previous findings, that the proportion of collisions on the RHVP on wet roads is significantly higher than Provincial averages.” This content was highlighted in green.



Mr. McGuire sent Mr. Soldo the draft report on January 16, 2019. Mr. Soldo circulated an updated (but still incomplete) draft of Report PW18008A on January 18. Mr. Soldo's draft had revised the title of the "Safety Review" section (as it had been referred to in Mr. McGuire's draft) to "Repaving of the RHVP – LINC Schedule" and removed the yellow-highlighted collision statistics and CIMA's overall findings from the RHVP Roadside Safety Assessment from that section. Mr. Soldo's draft had also removed the green-highlighted collisions finding from the section on the Lighting Study. The effect of this was significant; as a result, there were no references to wet surface collisions whatsoever in the revised draft.

In addition, Mr. Soldo had removed the content about the Speed Limit Study from the draft and drafted what became recommendation Report PW19014, also for the PWC meeting on February 4, entitled "Speed Limit Reduction Feasibility Study on the Lincoln M. Alexander and Red Hill Valley Parkways". Mr. Soldo's draft of Report PW19014 was based on an earlier draft report that Traffic staff had prepared in November 2018. The earlier draft, discussed in Chapter 9, had recommended that the existing 90 km/h speed limit be retained on the RHVP and LINC, which was in accordance with CIMA's conclusions in the Speed Limit Study. However, in Mr. Soldo's draft, staff recommended that Council lower the speed limit to 80 km/h between the Greenhill Avenue interchange and the QEW, notwithstanding CIMA's recommendation that the 90 km/h speed limit was "appropriate".

Mr. Soldo testified that he began forming the view that the RHVP speed limit should be reduced in that section of the RHVP after reviewing the Speed Limit Study and the November 23 Draft Roadside Safety Assessment Report in late November 2018. The factors he considered in reaching this opinion were the parkway's geometry and the curves in the area north of the Greenhill Avenue interchange, which he knew was causing "potentially more...driver effort"; his desire to have "separation" between the posted speed and the design speed on the RHVP, which he had learned was only 100 km/h, not 110 km/h as previously understood; and his understanding that speeding was a "major cause of collisions on the RHVP". Mr. Soldo testified that he felt that reducing the overall speed that people drove "would be a benefit or an enhancement to the safety of the RHVP." The draft of Report PW19014 was much less detailed in its explanation for the recommended speed reduction than the explanation Mr. Soldo gave in his testimony. The draft report merely referenced the "collision history of the RHVP and the geometry of the roadway north of the Greenhill Interchange" as the

rationale for the recommended speed reduction between Greenhill Avenue and the QEW. No further detail was provided in the final Report PW19014.

Mr. McGuire appears to have had the final pen on Report PW18008A. He prepared and circulated the final draft of Report PW18008A in the evening of January 21. Mr. McKinnon, Ms. Auty, Mr. Sabo, and Ms. Graham, in addition to Mr. McGuire and Mr. Soldo, had the opportunity to review one or both of Report PW18008A and Report PW19014 before they were submitted to the City Clerks on January 22 (a day late) for the February 4 PWC meeting. A third Public Works report, Report PW19012, which summarized the City's 2017 Annual Collision Report, was also scheduled to be presented at the PWC meeting on February 4. As described in Chapter 9, drafts of the 2017 Annual Collision Report were prepared in August 2017, and the report had initially been slated for presentation in mid-September 2017. In his testimony, Mr. Ferguson explained that the timeline for staff's submission of the 2017 Annual Collision Report was pushed back, at least in part, because of comments and revisions Mr. Soldo had made to it.

#### 11.3.4. Mr. Soldo and Mr. McGuire Make Inquiries Regarding Staff Knowledge of the Tradewind Report and Research Friction and Traffic Safety

In January 2019, in addition to asking staff for historic RHVP-related information, Mr. McGuire and Mr. Soldo began to take steps to confirm which staff, if any, in their respective divisions had seen the Tradewind Report. The Inquiry received no evidence that Mr. McGuire or Mr. Soldo had asked their staff prior to mid-January 2019 to provide emails or information about what Mr. Moore had told them over time about friction testing on the RHVP or the Tradewind Report specifically.

On January 14, 2019, Mr. Soldo asked Mr. White and Mr. Ferguson to confirm in writing that neither they nor any of their staff had ever received the Tradewind Report, and to explain why friction testing was marked as completed in Report PW18008, which, as described in Chapter 8, had been submitted in January 2018. Mr. Ferguson and Mr. White both confirmed that they had never seen the Tradewind Report, despite asking Mr. Moore for it. In his response, Mr. Ferguson explained that friction testing

had been listed as “completed” because Mr. Moore had “verbally stated” the testing had been completed on “numerous occasions”.

Mr. White also advised that Mr. Moore had stated that the friction testing was done at one point, but that Mr. Moore discounted the results and minimized the value of the tests. Mr. White also told Mr. Soldo that at a meeting with John Mater (former Associate General Manager & Director, Transportation, Public Works, Hamilton), Mr. McKinnon, and Mr. Ferguson, Mr. Moore said something about it being an “English test” and refused to share the results with Mr. Mater or Mr. McKinnon. In his testimony, Mr. White was unable to clarify when this meeting occurred, except that it was after Mr. McKinnon became General Manager of Public Works. Mr. Ferguson, Mr. Mater, and Mr. Moore, who Mr. White said were attendees at this meeting, and who were witnesses at the Inquiry, provided varying recollections on whether this meeting occurred, and were similarly unable to clarify when it did, if at all. However, if it did, it must also have been before Mr. Moore retired in May 2018. Thus, the meeting Mr. White described would have to have occurred sometime between September 2016 and May 2018. Mr. Ferguson had a general recollection of meetings with Mr. Moore where friction results were requested of Mr. Moore, but did not recall the specific details described by Mr. White. Neither Mr. Mater nor Mr. McKinnon recalled a meeting in which they expressly asked for friction testing results and Mr. Moore refused to provide results.

Interactions between Traffic staff and Mr. Moore in respect of friction testing-related information provided by or requested from Mr. Moore are summarized in earlier chapters of this Report, with reference to specific meetings or contemporaneous documents or emails. In addition, I address Traffic’s requests for friction results over time in Chapter 12.

Mr. McGuire also sent an email to his staff in Engineering Services about the Tradewind Report on January 14, 2019. Mr. McGuire emailed Rick Andoga (Senior Project Manager, Infrastructure Programming, Asset Management, Engineering Services, Public Works, Hamilton), Marco Oddi (Manager, Construction, Engineering Services, Public Works, Hamilton), Susan Jacob (Manager, Design, Engineering Services, Public Works, Hamilton), and Mike Becke (Senior Project Manager, Design, Engineering Services, Public Works, Hamilton) and asked them to state whether they had seen the 2014 Golder Report or the Tradewind Report prior to 2019. Mr. Andoga,

Mr. Oddi, and Ms. Jacob replied that they had not seen the reports.<sup>6</sup> Mr. Becke, who had received a copy of the Tradewind Report in 2018, did not respond by email to Mr. McGuire. Mr. Becke testified that he would have gone to speak to Mr. McGuire in person upon receiving Mr. McGuire's email, although he could not recall the details of that conversation.

In late January 2019, Mr. Soldo and Mr. McGuire educated themselves on friction and road safety. Binders prepared by Mr. McGuire contain a printed copy of the ASTM webpage for "ASTM E303 – Standard Test Method for Measuring Surface Frictional Properties Using the British Pendulum Tester". The document was date-stamped January 31, 2019. Similarly, on February 4, Mr. Soldo sent Mr. McGuire four emails with links to webpages on friction and road safety, including a ResearchGate web page listing Mr. Moore's publications and information on high friction surface treatments. Mr. Soldo testified that he started researching the Tradewind Report shortly after Mr. McGuire gave it to him in October 2018, but the first documentary evidence of this research that the Inquiry received was dated January 2019.

## 11.4. Staff Gives Council a "Heads Up" About the Tradewind Report

### 11.4.1. Legal Services Prepares Report LS19007 for the January 23, 2019, Council Meeting

In mid-January 2019, Ms. Auty began preparing Legal Services' report to Council for the Council meeting scheduled for January 23 (the "plan b" date discussed by staff on January 7), to provide a confidential "heads up" about FOI 18-189 and the Tradewind Report. As noted above, the timing of Legal Services' initial report was driven in part by concerns about the timing of the release of documents through FOI 18-189.

As of mid-January, the three Public Works staff reports discussed above (Reports PW18008A, PW19012, and PW19014) were scheduled for presentation at the PWC

---

<sup>6</sup> Ms. Jacob had seen both reports in September 2018, as described in Chapter 9; she explained in her testimony that she intended her response to convey to Mr. McGuire that she had not seen the 2014 Golder Report or the Tradewind Report prior to September 26, 2018.

meeting on February 4. Legal Services' confidential reports can be presented directly to Council, whereas under the City's procedural by-laws, the three Public Works reports could not go directly to Council. The Public Works reports instead had to be brought first to a standing committee, such as the PWC or GIC, the latter of which is made up of all members of Council and the Mayor.<sup>7</sup> After the January 23 Council meeting, the three Public Works staff reports were moved from the agenda for the PWC meeting on February 4 to the agenda for the GIC meeting on February 6.

As part of her preparation of Legal Services' report (Report LS19007, entitled "Potential Litigation Update"), Ms. Auty obtained a chronology of events from Mr. McGuire on January 16. This chronology was an updated version of the chronology that Mr. McGuire had sent to Ms. MacNeil in November 2018, described in Chapter 10. Mr. McGuire had updated the chronology that Ms. Auty received to include reference to the Golder Pavement Evaluation (including the purpose of this assignment,<sup>8</sup> and the results of Golder's BPT, PSV testing, and Sand Patch Testing), and a summary of the RHVP Roadside Safety Assessment which noted CIMA's finding that RHVP wet surface collisions had increased since 2015. Around this time, Ms. Auty also requested from Ms. Graham a media history of the RHVP, focused on pavement, safety, and the inconsistent comments made by City staff over time.

The Executive Summary of Ms. Auty's draft described the purpose of Report LS19007 as being "to advise Council of the potential of litigation arising from the release of City records relating to friction testing" on the RHVP. It advised that staff anticipated delivering an update at the PWC meeting on February 4 on the status of the RHVP and "an assessment of the potential liability associated with the release of records regarding friction testing" through the FOI request. The draft report advised that public release of the Tradewind Report (the timing of which was uncertain) would impact the City's liability associated with RHVP claims and may result in a potential increase in

---

<sup>7</sup> The City's procedural by-laws and procedures as it relates to Council and committees are described further in Chapter 4.

<sup>8</sup> The proposal Mr. McGuire referenced was the executed proposal, which framed the purpose as an assessment of skid resistance, instead of the proposal that Dr. Uzarowski intended to send to Mr. Moore, which framed the purpose as assessing the feasibility of HIR, as described in Chapter 8.

insurance-related costs.<sup>9</sup> Elsewhere in the draft, it advised that Communications staff was preparing a communications plan in case the FOI materials were released prior to the February 4 PWC meeting.

The “Historical Background” section in the draft of Report LS19007 included the following:

- Friction testing was performed on the RHVP SMA in 2007;
- The RHVP experienced traffic volumes that were higher than anticipated;
- Past reports to Council and in the media had noted a “significant” number of accidents on the RHVP, particularly in wet weather;
- A January 2018 staff report to Council had identified friction testing as having been conducted on the RHVP;
- Mr. McGuire “became aware” of the Tradewind Report, which included 2013 friction testing, as part of his orientation to the role of Director of Engineering Services; and
- the Tradewind Report was likely to be released in response to a November 2018 FOI request.

The “Analysis and Rationale for Recommendation” section of the draft report included a brief description of the Tradewind Report. It identified that the UK standard for friction was 0.48 or FN48, and that the RHVP results ranged between 30FN and 40FN, which was “below or well below the relevant UK standard” and lower than the LINC results of 50FN to 60FN. The draft listed several concerns associated with the Tradewind Report. These included that it had not been shared with City staff “at the time” and so it had not been referenced in subsequent reports and condition analyses of the RHVP, that the Tradewind Report had not been consistently addressed in the media, and that there could be potential reputational impact on the City resulting from its disclosure. The draft of Report LS19007 did not reference the 2014 Golder Report.

---

<sup>9</sup> Certain content in Report LS19007 is redacted for solicitor-client privilege. The content summarized in this Report relates only to the unredacted content in Report LS19007.

Ms. Auty sent the draft of Report LS19007 to Mr. Sabo late in the evening on Thursday January 17, 2019. She asked that Mr. Sabo send the draft to Mr. McGuire, Mr. Boghosian, Mr. McKinnon, and Mr. Zegarac. Ms. Auty was out of the office in the days that followed and did not have further involvement with Report LS19007 before it was submitted to the City Clerks on January 21. Mr. Sabo was responsible for finalising it.

Mr. McGuire provided revisions and comments on the draft of Report LS19007 before it was finalized. He drafted a paragraph that linked discovery of the Tradewind Report to staff's decision regarding use of HIR for the RHVP, and noted that he had stopped exploring HIR "[a]s a result of" the Tradewind Report." As discussed in Chapter 9, I am not persuaded that Mr. McGuire decided to stop pursuing HIR as a result of finding the Tradewind Report. Mr. McGuire also commented as follows in the "Analysis and Rationale for Recommendation" section of the draft report: "[t]he concern also includes the fact that the UK standard is an investigatory standard, ie. do more investigation on the facility. There are no records of any further actions". Mr. Sabo incorporated the HIR-related paragraph added by Mr. McGuire in a revised draft but did not incorporate Mr. McGuire's comment about the concern that no further action had been taken.

Mr. Boghosian also reviewed the draft and commented that it should be pointed out that the "UK standard is not generally recognized in Canada and there is no comparable friction standard for pavement in Canada". In his email, Mr. Boghosian explained his view that this "somewhat mitigates the failure to disclose the Tradewind report". Mr. Sabo incorporated Mr. Boghosian's comment in the revised draft, which he subsequently emailed to Mr. McKinnon and Mr. Zegarac. Mr. McKinnon did not give substantive comments on Report LS19007, and the Inquiry received no evidence to suggest that Mr. Zegarac reviewed it.

The draft of Report LS19007 that Ms. Auty prepared had stated that the Tradewind Report had been responsive to prior FOI requests but had not been disclosed. As part of the review process to finalize Report LS19007, Mr. Sabo checked the accuracy of this statement with staff in the City's Access & Privacy Office in the morning on January 21, and subsequently confirmed that no prior FOI requests related to the RHVP would have required production of a friction testing report. The final version of Report LS19007 did not include this statement.



### 11.4.2. Ms. Auty Presents Report LS19007 to Council on January 23, 2019

Council received Report LS19007 in a closed session of Council on January 23, 2019. The closed session ran from 9:43 pm until 10:45 pm. The City staff present were Mr. Zegarac, Ms. Auty, Mr. McKinnon, Mr. Hertel, Mr. Sabo, and staff from the City Clerk's office.<sup>10</sup> Mayor Fred Eisenberger (Mayor of Hamilton) and 10 councillors were present; five councillors were absent.<sup>11</sup>

The City's closed sessions are confidential and are not video-recorded. The Inquiry received minimal evidence about the details of the January 23 closed session. The January 23 closed session minutes state only that Ms. Auty "addressed Council and provided a verbal update respecting the Potential Litigation Update". Many of the witnesses who testified at the Inquiry attended the Council meeting on January 23, the subsequent GIC meeting on February 6, and the Council meeting on February 13, at which the Tradewind Report was discussed and had difficulty distinguishing between what was discussed at the various meetings, or recalling what specifically was discussed with Council on January 23 beyond generalities.

The meeting appears to have been intended principally to alert Council about the potential issues, rather than to substantively brief or inform the Mayor and councillors. It was later described in emails exchanged between City staff as an "initial heads up". It is clear from Report LS19007 and staff's actions around this time that, as of January 23, City staff planned to give the substantive briefing at the PWC meeting on February 4 (which later changed to the February 6 meeting of the GIC). I am satisfied that staff

---

<sup>10</sup> The City's Senior Leadership Team ("SLT") met on January 23 before the Council meeting. The minutes from this meeting reflect that the SLT discussed an "RHVP Council report moving forward" (understood to be Report LS19007) in-camera. With the exception of Mr. Zegarac, Mr. McKinnon and Mr. Hertel, the members of the SLT were not aware of the information in Report LS19007 before this briefing.

<sup>11</sup> Present: Councillors Maureen Wilson (Ward 1, Hamilton), Jason Farr (Ward 2, Hamilton), Nrinder Nann (Ward 3, Hamilton), Chad Collins (Ward 5, Hamilton), Tom Jackson (Ward 6, Hamilton), John-Paul Danko (Ward 8, Hamilton), Brad Clark (Ward 9, Hamilton), Maria Pearson (Ward 10, Hamilton), Brenda Johnson (Ward 11, Hamilton), and Terry Whitehead (Ward 14, Hamilton). Absent: Sam Merulla (Ward 4, Hamilton), Esther Pauls (Ward 7, Hamilton), Lloyd Ferguson (Ward 12, Hamilton), Arlene VanderBeek (Ward 13, Hamilton), and Judi Partridge (Ward 15, Hamilton).

intended to present all RHVP-related information at the same time in a manner that provided Council with more context about the state of the RHVP, minimized a negative reaction from Council, and put current staff's actions in the most favourable light.

Council did not receive a copy of the Tradewind Report on January 23. According to Ms. Auty, the Tradewind Report was not provided because "staff had not yet completed their review and [Ms. Auty's] liability review was not complete either" and staff wanted to ensure that Council had all information when the Tradewind Report was brought forward. In her testimony, Ms. Auty recalled walking Council through, and providing an overview, of Report LS19007, and advising Council that legal advice was ongoing.

Ms. Auty could not recall what information, if any, she provided about the Tradewind Report beyond what was included in Report LS19007. I think it is likely that Ms. Auty provided little, if any, additional information about the Tradewind Report. For instance, Councillor Tom Jackson (Ward 6, Hamilton) recalled that no further information was given to Council on January 23.

Mr. McKinnon also spoke at the closed session. His role was to answer questions from Council within Public Works' scope. The Inquiry also received evidence from other attendees that Mr. McKinnon provided assurances to Council that the RHVP was safe. According to Mr. Zegarac, "[t]hat was a clear objective going into the 23<sup>rd</sup>, for Mr. McKinnon to confirm as [the City's] lead of Public Works that the road was safe." However, the Inquiry received no evidence from Mr. McKinnon in this respect.

Although there was a lack of specificity regarding how Council reacted to learning about the Tradewind Report on January 23, the evidence suggests that some councillors were frustrated, concerned, and/or angry. Ms. Auty testified that a number of members of Council also had "a number of questions" and "issues they wanted to have addressed".

### 11.4.3. Council's Questions for Staff Resulting from the January 23, 2019, Council Meeting

Council's only formal actions in respect of Report LS19007 on January 23, 2019, were to receive the report and keep it confidential.<sup>12</sup> However, staff's subsequent actions make clear that Council had several questions and action items for staff to address. Broadly, they were as follows:

- whether Brian Malone (Partner, Vice-President, Transportation, CIMA) or CIMA had a copy of the Tradewind Report;
- whether or how CIMA's recommendations would have changed with the Tradewind Report; and
- whether CIMA felt any interim measures were needed to address safety on the RHVP pending resurfacing.

Ms. Auty testified that she understood that Council's questions and the related action items were directed to her because Report LS19007 was her report. Her understanding is consistent with her actions in the days that followed.

Council's questions were, in my view, questions that one would think staff would have addressed before the January 23 Council meeting, or were, at the very least, in the process of being addressed by that time. Since December, at the staff meetings described in Chapter 10, staff had discussed the various matters that should have prompted these questions, but had not directly asked or answered them. The fact that these answers were not readily available to Council demonstrates the problem created by having Mr. Boghosian as the conduit to CIMA. This approach had the result that staff had not asked whether these matters fell within Mr. Soldo's portfolio or Mr. McGuire's (or both), whether staff with technical knowledge should seek those answers (and if so, whom), and whether CIMA was the appropriate (or only) expert from whom to obtain these answers.

---

<sup>12</sup>Although no formal notes or minutes were taken, several of the follow up questions arising from the January 23 Council meeting were listed in a note Mr. Boghosian prepared during a telephone call with Ms. Auty and Mr. Sabo on January 30, 2019, and in correspondence retaining CIMA to prepare what became the "CIMA February 4 Memorandum".

As of January 23, 2019, CIMA had not received a copy of the Tradewind Report. Mr. McGuire was also awaiting the final Golder Pavement Evaluation report and had sought further information on the pavement rehabilitation measures Golder had identified in the draft of that report.

#### 11.4.4. Staff Develop an Action Plan

On January 25, 2019, Ms. Auty emailed an action plan to Mr. Zegarac, copying Lora Fontana (Executive Director, Human Resources, Hamilton). The action plan served as a blueprint for many of staff's actions in the days that followed. It was divided into three categories, with enumerated action items or considerations under each category:

- 1) employee considerations, including meeting with Mr. Moore;
- 2) technical/engineering safety, including: (i) an internal staff review and reference to the possible involvement of Audit Services, (ii) "assess technical review with third party" which included further engaging external legal counsel (Mr. Boghosian) to engage the third party (CIMA), and (iii) finalization of the litigation and liability review; and
- 3) communication plan, including public and Council confidence and technical assessment.

Action item 2(ii) appears to have originated from, or related to, Council's questions and action items for staff on January 23, 2019, discussed above. As noted, Ms. Auty understood these to have been directed to her because Report LS19007 was her report. By January 23, Ms. Auty was leading the City's engagement of CIMA in respect of questions about action item 2(ii), friction, and the Tradewind Report. Ms. Auty gave evidence that she understood that Council expected the communications with CIMA to remain confidential and privileged because this request came during an in-camera discussion and because of Council's subsequent motion to keep Report LS19007 and the related discussion confidential. The Inquiry did not receive any evidence to confirm whether Ms. Auty's understanding was, in fact, correct. Nor could Ms. Auty recall if there had been any specific discussion during the January 23 closed

session of Council about keeping the City's communications with CIMA confidential and privileged.

#### 11.4.5. Senior Leadership Meets with Mr. Moore on January 31, 2019

Part of staff's action plan was to meet with Mr. Moore. On January 31, 2019, Mr. Zegarac, Mr. McKinnon, Ms. Fontana, and Mr. Moore met to discuss the RHVP. In advance of this meeting, Ms. Auty, Mr. McKinnon, Mr. Soldo, Mr. Zegarac, and Mr. Boghosian were all involved in preparing a relatively lengthy list of questions for it. Mr. McKinnon and Ms. Fontana both took notes at the meeting.

Mr. Zegarac told Mr. Moore at the meeting that staff had been before Council on January 23. He did not invite Mr Moore to attend the GIC meeting on February 6, 2019.

Both Mr. Zegarac and Ms. Fontana gave evidence that Mr. Moore was forthcoming and professional in this meeting. Mr. McKinnon testified that it was clear Mr. Moore was not comfortable during the meeting, and he was periodically defensive, but that his demeanour was understandable given the nature of the questioning. Mr. Moore testified that this meeting felt more "like an inquisition" than an interview or discussion. Mr. Moore was not told the purpose of the meeting before attending and did not feel comfortable trying to answer questions from Mr. Zegarac without having had an opportunity to prepare for the meeting.

Mr. Moore provided information about the RHVP going back to 2007. The notes taken by Ms. Fontana and Mr. McKinnon reflect that Mr. Moore told them the following:

- friction testing in 2013 was "in response to some complaints regarding road was slippery [*sic*]";
- at the time of the 2014 Golder Report, Engineering Services was already looking at "micro cracking + damage from flooding";
- overall, the "Report in 2013 reported that there was a need for further examination";

- Mr. Moore thought the “stone could be polishing” on the RHVP, and so testing was done in 2017; and
- the 2014 Golder Report was not finalized because Council never requested a report on the structure or performance of the road.

Mr. McKinnon’s notes state that, when asked why it took three years to conduct the testing in 2017 (since 2014), Mr. Moore said “he wasn’t getting any concerns raised by Traffic so [he] wasn’t feeling any impetus to act.” In view of his involvement with the 2015 CIMA Report and the related staff report to Council, it is not clear what Mr. Moore intended by this statement.

Mr. Moore was also noted as stating that he thought he shared the report with “Sam S. + Rick A.” (which refers to Sam Sidawi (Manager, Asset Management, Engineering Services, Public Works, Hamilton) and Mr. Andoga), “Mike Becke + Marco Oddi”, and even “DLT”, which likely refers to Department Management Team (“DMT”).<sup>13</sup> There is no evidence that Mr. Moore shared the Tradewind Report with any of these staff members.

The evidence before the Inquiry was that the January 31 meeting was the last contact between Mr. Moore and City staff before the GIC meeting on February 6, 2019.

## 11.5. CIMA is Retained to Review the Tradewind Report and 2014 Golder Report

### 11.5.1. Calls Between City Staff, Mr. Boghosian, and Mr. Malone on January 30, 2019

Ms. Auty spoke to Mr. Boghosian and Mr. Sabo on January 30, 2019, to update Mr. Boghosian on the January 23 Council meeting. That afternoon, City staff from Public Works (Mr. McKinnon, Mr. McGuire, and Mr. Soldo), Communications (Mr. Hertel, Ms. Graham, and Jen Recine (Manager, Communications, Strategic Partnerships &

---

<sup>13</sup>As noted in Chapter 7, DMT meetings were meetings between the senior directors and/or directors of the various divisions in Public Works and the General Manager of Public Works.

Communications, City Manager's Office, Hamilton)), and Legal Services (Ms. Auty and Mr. Sabo), and Mr. Zegarac met to discuss the RHVP. The notes prepared during this meeting suggest that City staff discussed the presentation structure and topics for the upcoming GIC meeting on February 6.

At some time during the January 30 meeting, Mr. Boghosian and Mr. Malone joined by phone. Once Mr. Boghosian and Mr. Malone had joined the call, the focus of the discussion shifted to the questions raised by Council on January 23. Mr. Malone's notes from the meeting suggest he was brought onto the call by Mr. Soldo, with whom Mr. Malone spoke briefly prior to joining the larger group. Before joining the call, Mr. Malone's expectation was that the call related to the upcoming PWC meeting on February 4, which Mr. Malone had previously been asked to attend.

Mr. Malone testified that he learned about the Tradewind Report for the first time during this call on January 30. Mr. Malone advised his CIMA colleagues via email following the call that the Tradewind Report had "been held in confidence until now", and that the City was required to release it via an FOI request. Given the findings in Chapters 7, 9, and 10 that Mr. Malone was not aware of the Tradewind Report despite conversations with Mr. Moore, Mr. McGuire, Mr. Soldo, and Mr. Boghosian, I accept Mr. Malone's evidence that this was in fact the first time he learned of the Tradewind Report, although he may not have expressly said so on the call. Although Council had asked if Mr. Malone or CIMA was already aware of the Tradewind Report, it appears that no one asked Mr. Malone this question directly during the call.

The evidence reflects that a series of topics related to friction and safety of the RHVP were discussed on the January 30 call, including the Tradewind Report and the Golder Pavement Evaluation, as well as the series of questions raised by Council for CIMA to answer. Both Mr. McGuire and Mr. Soldo believed that they learned about Council's questions for CIMA during this meeting. This is indicative that Legal Services was continuing to be the primary conduit to CIMA relating to the disclosure of the Tradewind Report as it (through its external counsel, Mr. Boghosian) had been since early December 2018.

During the call, Mr. Malone was asked and answered many questions related to road safety, including regarding interim safety measures to be implemented in advance of



resurfacing (in particular, the installation of “slippery when wet” signs, the proposed RHVP speed limit reduction, and the merits of closing the RHVP) and friction standards (the applicability of Tradewind’s UK standard and geometric design guidelines). In his notes from this call, Mr. Boghosian recorded that Mr. Malone indicated the RHVP was “not ‘unsafe’ but was less safe than [comparable] urban parkways”. Witnesses recalled Mr. Malone advising the group that he did not view closing the RHVP to be necessary.

Mr. Malone testified that he was not providing his professional opinion on this call — he would provide an opinion following his review of the information the City was to send him. Mr. Malone testified that, instead, he was relaying his “gut reaction”, informed in part by his knowledge of the RHVP from the work CIMA had completed to date, and his general views on the impact that closing the RHVP would have on Hamilton’s road network. He also advised those on the call that he was unavailable to attend the GIC meeting on February 6, 2019, as he would be out of the country on that day.

The January 30 call was the first discussion that brought together Mr. Malone, Mr. Boghosian, and City staff from Engineering Services, Roads & Traffic, and Legal Services. In my view, before this call, there was no understanding amongst staff on the call regarding responsibility for addressing possible roadway or traffic safety implications of the Tradewind Report test results. Legal Services staff thought that Public Works staff were working with CIMA to ensure RHVP safety, and Public Works staff understood Legal Services staff were the conduit to CIMA regarding the Tradewind Report. Similarly, Mr. McGuire and Mr. Soldo each thought that Legal Services or the other (or their staff) was responsible for considering the possible impact of the Tradewind Report on the safety of the road, and that therefore, they were not themselves responsible for considering it. Based on this, it seems that none of those on the January 30 call would have been entirely certain what others knew or had told CIMA. This discussion should have made evident to Public Works staff that CIMA had not been retained by Legal Services to address the Tradewind Report, and it should have made evident to Legal Services that Public Works staff had not discussed with CIMA the need for any interim safety measures.

### 11.5.2. CIMA Receives the Tradewind Report, Draft Pavement Evaluation Report, and 2014 Golder Report for the First Time

In the evening of January 30, 2019, after the call, Mr. Boghosian and Ms. Auty exchanged emails on how best to provide the instructions and reports to Mr. Malone. Ms. Auty emailed Mr. Boghosian a draft email intended for Mr. Malone, attaching the Tradewind Report and the Draft Pavement Evaluation Report (the latter which Mr. Boghosian was also receiving for the first time), and outlining three questions for CIMA to answer before the GIC meeting on February 6:

- 1) Given you [*sic*] previous reports and the various components that contribute to road safety, can you please advise if any changes are needed to the recommendations in your recent (2018/19) reports to the City of Hamilton
- 2) Are there any additional safety measures you would recommend the [City] implement between now and when the road is resurfaced in spring 2019
- 3) Should the RHVE be closed to vehicular traffic in whole or in part

Mr. Boghosian sent the questions and reports to Mr. Malone a few hours later. This was the first time Mr. Malone received the Tradewind Report and the Draft Pavement Evaluation Report. In his email, Mr. Boghosian apologized to Mr. Malone for the short time frame for a response for the “very sensitive and urgent” matter and asked that the report “be as succinct and direct ... to the foregoing questions as possible”. Mr. Malone confirmed that he would be on vacation and therefore could not attend the upcoming GIC meeting on February 6, nor the Council meeting on February 13. Mr. Boghosian’s view, which he conveyed to Ms. Auty, was that given Mr. Malone’s unavailability, they “would be better off with a report from [Mr. Malone] that you or I or Gord [McGuire] can present/explain.” No one from CIMA attended either meeting.

Ms. Auty forwarded Mr. Boghosian’s email to Mr. Malone to Mr. Zegarac, Mr. McKinnon, Mr. Soldo, and Mr. McGuire later in the evening on January 30. The following day, on January 31, Mr. Boghosian emailed a copy of the 2014 Golder Report and its Appendix A to Mr. Malone, writing that Ms. Auty thought Mr. Malone should have a copy of the

report if he did not already have one. Mr. Malone responded, advising that he had not previously seen it. Mr. Boghosian later sent Mr. Malone the remaining appendices.

After the call with the City and Mr. Boghosian, Mr. Malone had emailed several colleagues at CIMA, providing them with a summary of the call. He also reached out to Geoff Petzold (Project Manager, Transportation, CIMA), a colleague with whom Mr. Malone had some contact following his communications with Mr. McGuire regarding friction in late August and early September 2018. Mr. McGuire and Mr. Malone's previous contact is discussed in Chapter 9. There is no evidence that Mr. Malone and Mr. Petzold's discussions had extended beyond early September 2018.

Mr. Malone also forwarded Mr. Boghosian's email and the reports to Mr. Petzold and two other CIMA colleagues, Dr. Ali Hadayeghi (Partner, Vice-President, Transportation, CIMA), and Dr. Soroush Salek (Associate Partner, Project Manager, Traffic Engineering, Transportation, CIMA).

In an email to Mr. Petzold, Mr. Malone asked a series of questions regarding the UK friction reference levels referenced in the Tradewind Report, whether any jurisdictions in Canada had thresholds, and how friction data is assessed if there is no threshold. Mr. Malone also asked Mr. Petzold whether Tradewind's interpretation of the data was "an accurate reflection of it being as bad as it sounds", and excerpted a section of Tradewind's findings including that friction averages were "below or well below" the UK standard. Mr. Malone also relayed that "the lawyers" were asking questions, including whether the road should be closed, or if "immediate remedial action" should be undertaken despite the repaving in June 2019, and asked if that was something on which CIMA could offer an opinion.

Mr. Petzold was not familiar with analyzing GripTester results (which the Tradewind results were), and understood that municipalities took friction measures to establish baselines, instead of setting standards. He told Mr. Malone that "without knowing more about what the road used to be like (from a friction perspective) versus what it is doing now, and how rapidly it has deteriorated", there was little he, or CIMA, could say apart from what was in the report.

Regarding closing the road or remedial measures, Mr. Petzold responded that closing the road "might be a bit overkill", but that "rehabilitation needs to be expedited",

and that “[f]rom a risk perspective, something should likely be done sooner rather than later”. Mr. Petzold testified that he made this comment because he had some understanding that there were collisions and that this was why they were looking at the RHVP’s friction characteristics, but that he was not in a position to comment on the road’s safety.

Mr. Petzold also noted in his email that, while not much could be done in the winter other than applying sand or salt, the City could do an “interim chip seal” on or mill the pavement to provide texture, and then repave the RHVP in the spring.

Mr. Malone emailed Mr. Petzold the following day, and they also spoke by phone on January 31, 2019. Mr. Malone asked about whether it would be correct to interpret the RHVP values as “effectively the same” as the TAC friction values for stopping sight distances and geometric design, only multiplied by 100. Mr. Petzold testified that he did not know if, at the time, he knew how to compare TAC friction values to GripTester results or results collected in the field more generally, or whether these could be compared. In his emails at the time, Mr. Petzold provided no more than that it was probably “a safe bet” and that “that would be a reasonable assumption” if one assumed that the numbers in the City’s report ranged from 1 to 100. Regarding the TAC friction values, Mr. Petzold wrote that he understood them to be “just a range from 0-1 and are used only as a gauge of the friction rating”. Mr. Petzold offered to look into the matter further, but testified that he did not believe that Mr. Malone asked him to do so. Coming out of this email exchange, Mr. Malone wrote to Mr. Petzold that he had a “good handle on the TAC friction numbers”, and that Mr. Petzold’s thought was the same as his, which was that they could make an assumption but did not know for sure. Mr. Malone testified that Mr. Petzold did not provide any information to counter his assumption that the numbers were equivalent (multiplied by 100), and he relied on his assumption.

### 11.5.3. Call Between City Staff, Mr. Boghosian, and Mr. Malone on February 1, 2019

On January 31, Ms. Auty and Mr. Boghosian arranged a call with Mr. Malone, Mr. McGuire, and Mr. Soldo the following day, February 1, to “go over the response and what [they could] present to council.” The purpose was to discuss Mr. Malone’s initial

views on the questions he had been asked, in advance of receiving CIMA's written report.

Mr. McGuire, Mr. McKinnon, Ms. Auty, Mr. Sabo, Ms. Graham, and Mr. Boghosian attended on this call with Mr. Malone on February 1. By this time, Mr. Malone had received and reviewed the Tradewind Report, the 2014 Golder Report, and the Draft Pavement Evaluation Report. Mr. Malone's notebook also noted a call with Mr. McGuire and Mr. Soldo in the morning of February 1, 2019, but in their testimony, none could recall what was discussed.

Mr. Boghosian later summarized the "most significant comments" made by Mr. Malone during the February 1 call in his final opinion letter (the "Final Boghosian Opinion"), delivered to Ms. Auty on February 4, and discussed below. Mr. Boghosian's summary was consistent with the notes and recollections of others on the call. He wrote:

In light of reviewing the 2013 and 2017 Golder reports, Mr. Malone did not believe that any additional safety initiatives were required beyond those recommended in CIMA's previous reports (and largely implemented by the City);

Mr. Malone did not believe that reducing the speed limit on the RHVP was necessary or appropriate; he did, however, strongly recommend enhanced enforcement of the existing speed limit;

Mr. Malone did not believe that it was advisable to shut down the RHVP pending the repaving this Spring;

In concluding that friction levels were below accepted industry standards, Tradewind relied on a chart which is not accepted within the traffic engineering industry. Applying the industry accepted friction chart as well as the TACC geometric design guideline, friction levels on the RHVP were at levels that met accepted design guidelines and were at a level that warranted "investigation" but not immediate "intervention";

Mr. Malone's primary concern with friction readings on the RHVP was that they were significantly lower than friction levels on the Lincoln Alexander Parkway (and quite likely also surrounding MTO highways like the QEW) such as to create expectations on the part of users of

available friction of the road surface on the RHVP based on use of these other, similar roadways that was not in fact available on the RHVP.

## 11.6. City Staff Prepare for the General Issues Committee on February 6, 2019

Following the call on February 1, 2019, and in the days leading to February 6, City staff, as well as the City's consultants, were working concurrently on the documents, summarized separately below, and the overall presentation for the upcoming GIC meeting.

### 11.6.1. CIMA Prepares the February 4 CIMA Memorandum

On February 3, 2019, Mr. Malone sent Mr. Boghosian the initial draft of his memo in response to the questions asked on January 30 (the "February 4 CIMA Memorandum").

Mr. Malone outlined that the purpose of the draft February 4 CIMA Memorandum was to detail CIMA's review of the 2014 Golder Report, which appended the Tradewind Report. The draft memo identified three of CIMA's prior RHVP-related assignments — the 2015 CIMA Report, the 2019 CIMA Collision Memorandum, and the Speed Limit Study — and noted that the "2014 Golder report was not part of the materials available to CIMA when completing the above-mentioned reports." The February 4 CIMA Memorandum did not explicitly state that the Tradewind Report (as a standalone document) was unavailable to CIMA as part of these assignments, however that was implied. Although the instructions provided to Mr. Malone from Mr. Boghosian asked CIMA to "advise if any changes [were] needed to the recommendations in [CIMA's] recent (2018/19) reports to the City", the RHVP Roadside Safety Assessment, which CIMA had finalized on January 17, 2019, was not referenced in the draft memo sent by Mr. Malone on February 3, nor was the recently finalized Lighting Study. The RHVP Roadside Safety Assessment provided recommendations to be implemented in conjunction with the future resurfacing, whereas the earlier reports (the 2015 CIMA Report and the Speed Limit Study) provided recommendations based on the continued use of the existing pavement.

CIMA answered the following three questions in the memo “in the context of receiving and reviewing the [2014] Golder report and contemplating [its] finding as they may relate to the findings and conclusions in the 2015 CIMA report”:

- 1) In light of the information in the 2014 Golder report, are any changes needed to the recommendations in the previous CIMA reports to the City regarding safety on the RHVP?
- 2) In light of the information in the 2014 Golder report, are any additional safety measures recommended to the City, recognizing that the RHVP is scheduled to be resurfaced in the late Spring of 2019;
- 3) In light of the information in the 2014 Golder report, should the RHVP be closed to vehicular traffic in whole or in part, until the completion of the resurfacing work.

Regarding the first question, CIMA concluded that “[h]aving reviewed the 2015 [sic] Golder report, including the details of measurements of road pavement friction, we have not identified any information that would substantively change our recommendations.”

CIMA noted, however, that it had previously identified a high proportion of wet surface collisions on the RHVP and that the issue may have been related to skid resistance and speed, and that CIMA had previously provided recommendations to address those elements. CIMA stated that, if it had received the 2014 Golder Report prior to completing the 2015 CIMA Report, it would “appropriately have adjusted the friction testing recommendation to one that urged further investigation of the friction findings in the Golder report, relating to road design and operations.”

CIMA also referenced that it had not recommended lowering the speed limit in its reports, and maintained this recommendation after its review of the 2014 Golder Report, writing: “The Golder report confirms that the road friction meets the design requirements of the road. The design speed of 100 km/h used in the original design is capable of being provided by the road surface as measured by Golder. The posted speed limit of 90 km/h offers an additional safety factor.” Although CIMA acknowledged that lowering the speed limit could theoretically improve safety, it noted that it was also possible that the speed reduction would result in a wider range of operating speeds, which could decrease safety.



In response to the second question, CIMA concluded that it understood the City was resurfacing the RHVP and that therefore CIMA's earlier recommendations regarding surface friction would be addressed, provided that "the new surface will continue to have friction levels that meet or exceed the friction parameters used in the geometric design of the road and that the new surface will have friction levels consistent with the LINC". CIMA added that the only recommendation "that may warrant reconsideration in the interim" was speed enforcement. CIMA had previously recommended "regular" speed enforcement, and suggested that modified wording, such as "increased" or "enhanced" could instead be used. The draft memo did not reference Mr. Petzold's suggestions, discussed above, of applying an interim chip seal or milling the pavement in advance of resurfacing in the spring. Mr. Malone testified that he viewed those recommendations to be for the purpose of pavement condition, whereas his focus was on "the road safety question", and also that he understood Golder to have provided recommendations to the City in 2014.

On the third question, consistent with Mr. Malone's "gut reaction" provided on the January 30 call, CIMA did not recommend closing the RHVP in advance of resurfacing. CIMA based this on two factors: (1) that although the friction levels on the RHVP were lower than on the LINC and "in a range that calls for further 'investigation'", they were "above the design parameters that support a design speed of 100 km/h and a posted speed of 90 km/h," and (2) other safety drawbacks from closing the RHVP, including the impact on safety resulting from traffic being diverted to other routes.

CIMA also provided its analysis of the Tradewind Report and the 2014 Golder Report in the draft memo. CIMA explained that friction numbers could be referred to in two interchangeable formats, either "(f)" values reflected as decimal between 0.0 to 1.0, or as "Friction Number[s]" between 0 to 100.

CIMA assessed the friction levels measured by Tradewind using the UK investigatory levels table in place at the time of the Tradewind testing in November 2013. CIMA described the table as useful for determining if results required additional investigation to assess the collision potential, but that friction values at investigatory levels were not a definitive indicator that "a location is 'unsafe'". CIMA explained that although research demonstrated a correlation between lower pavement friction levels and collisions, the correlation did not automatically confirm collision causation. CIMA concluded that the friction values measured by Tradewind would fall into a range that

the UK Pavement Management System “would identify as ‘investigatory’ and would need additional review of the roadway as a whole” and noted that the 2014 Golder Report and the Tradewind Report concluded similarly.

CIMA also included a section in the memo on its “interpretation of the Golder findings as they relate to the geometric design and operation of the RHVP as well as road safety”. It outlined friction values used in road design, based on the TAC (Transportation Association of Canada) Geometric Design Guide for Canadian Roads, including the coefficient of friction for stopping sight distance and for vehicles to travel through a horizontal curve, which CIMA identified as being 0.29 and 0.12 (based on the TAC Guide), given the RHVP’s design speed of 100 km/h. CIMA concluded that the average friction levels reported by Golder were above the design parameters used in the road design. It also stated that “[t]he Golder report indicated that some FN numbers are below the Investigatory Levels identified in the guidance, a finding we confirm. This indicates that further investigation of some sections of the road sections should be undertaken.” CIMA also identified that while the RHVP friction values were “within the design domain expected for the road”, they were significantly below those measured on the LINC, which could present a safety concern, and that there was a different margin of safety between the RHVP and LINC.

After Mr. Malone sent the draft to Mr. Boghosian, he received comments on the initial draft from his colleague at CIMA, Dr. Hadayeghi.

Mr. Boghosian also had comments. He provided three substantive comments in a revised draft he sent to Mr. Malone in the evening of February 3. The following day, Mr. Malone sent Mr. Boghosian a further revised draft of the CIMA February 4 Memorandum, in which Mr. Malone made a number of substantive revisions, including some in response to Mr. Boghosian’s comments. Mr. Boghosian’s comments, and Mr. Malone’s corresponding revisions, are outlined below.

- In response to CIMA indicating that it would have adjusted its recommendation for friction testing in the 2015 CIMA Report to “one that urged further investigation of the friction findings in the Golder report”, Mr. Boghosian commented “indicate that you are aware that further friction testing was in fact undertaken by [the City] since the receipt of the Golder report”. In response, Mr. Malone added to the revised draft: “It is apparent that this

action was, in fact, undertaken as CIMA has been informed that additional evaluations of the pavement were undertaken by Golder for the City in 2017". Mr. Malone testified that he chose this language because he did not view the Golder Pavement Evaluation as responsive to CIMA's 2015 recommendation for friction testing, but viewed it as meeting Tradewind's recommendation for further investigation.

- In response to CIMA's conclusion that, apart from modifying its wording regarding speed enforcement to "increased" or "enhanced", CIMA considered its earlier recommendations regarding surface friction to be addressed by the upcoming resurfacing with the caveats regarding friction values of the new surface described above, Mr. Boghosian wrote "make clearer that you do not have any additional safety recommendations pending the repaving". To the revised draft memo, Mr. Malone added: "The CIMA 2015 report included ten options that were recommended for consideration to improve safety on the RHVP. A number of those recommendations have been implemented and others are in progress or being further evaluated. Recognizing that repaving of the road is expected to occur in the late spring of 2019, we do not have any additional recommendations to add at this time." Mr. Malone also revised the wording of the next paragraph, writing that one recommendation that may warrant "a slight modification" (instead of "reconsideration") in the interim related to speed enforcement.
- In the section on CIMA's review of the Tradewind Report and the 2014 Golder Report, Mr. Boghosian wrote "need to be more emphatic that the UK table Tradewind used was not the accepted UK table and that accepted table leads to different characterizations of the road surface friction". In response to this comment, Mr. Malone added to this section of the draft memo that Tradewind used a different table "from the reference table typically applied", and that when the friction results were assessed against the table used by CIMA, CIMA "found that the results were closer to the threshold levels than indicated by Tradewind".

One hour after receiving the revised draft, Mr. Boghosian advised he was fine with it, and directed Mr. Malone to issue the memo in final form. Mr. Boghosian subsequently advised Ms. Auty that he had done so. In response, Ms. Auty asked that they consider

whether Mr. Malone's opinion would be provided to Council in-camera, and what their opinion would be if Council wanted to release it. She added that she suspected Council may want to release it as soon as possible "or commission [Mr. Malone] to do a public version is [sic] this isn't it".

Later on February 4, Mr. Malone provided Mr. Boghosian with a signed version of the February 4 CIMA Memorandum. Mr. Malone separately advised Mr. Soldo and Mr. McGuire that he had delivered his report to Mr. Boghosian, but did not provide a copy to them. Ms. Auty and Mr. Sabo received a copy from Mr. Boghosian in the afternoon on February 4. Ms. Auty also asked for Mr. Boghosian's thoughts on including the memo as an attachment to the in-camera report (understood to be Legal Services' in-camera report for the upcoming GIC meeting on February 6). Ms. Auty forwarded the February 4 CIMA Memorandum to Mr. McKinnon, Mr. McGuire, and Mr. Soldo, advising (on Mr. Boghosian's advice) that it was being kept confidential and for in-camera purposes.

Following his review of the February 4 CIMA Memorandum, Mr. Soldo asked that two paragraphs regarding the speed limit be removed. Mr. Soldo testified that the issue of speed limits was already captured in a separate staff report, Report PW19014, which outlined that staff's recommendations were contrary to CIMA's recommendations in the Speed Limit Study. Ms. Auty passed Mr. Soldo's request, with which she concurred, to Mr. Boghosian, writing that she was concerned it could be a "distraction" to the issue.

On February 5, 2019, Mr. Boghosian asked Mr. Malone "for a version of his report without reference to the speed limit differential under the first question that could be released to the public and is addressed to Mayor and Council". As a result, Mr. Malone addressed a new draft of the memo to the Mayor and Council, in which the following two paragraphs were removed:

CIMA did not recommend lowering the speed limit in our reports. We continue to not recommend lowering the limit after reviewing the Golder report. The Golder report confirms that the road friction meets the design requirements of the road. The design speed of 100 km/h used in the original design is capable of being provided by the road surface as measured by Golder. The posted speed limit of 90 km/h offers an additional safety factor.

I accept that lowering the speed limit could, theoretically, improve safety. However, that result is based on the premise that all drivers will adjust their speeds lower. Research has shown that drivers select an operating speed based on more than just the posted limit. If compliance with a lower limit is not achieved there can be negative consequences. The range of speeds may become wider, as some drivers comply with the new limit while others maintain their previous behaviour. Wider speed ranges can decrease safety. Negative outcomes from lowering the speed limit are possible. We would continue to recommend enforcement of the existing posted limit as the best option to improve safety.

Mr. Malone testified that he agreed to remove these paragraphs because he felt the content was “clearly articulated” in CIMA’s Speed Limit Study.

Mr. Malone provided Mr. Boghosian with the finalized version of the February 4 CIMA Memorandum on February 5, 2019. Apart from removal of the two paragraphs referenced above, and the change of recipient to the Mayor and Council, the final version was unchanged from the prior signed draft (from February 4, 2019). Mr. Boghosian forwarded the final version to Ms. Auty, who forwarded it to Mr. McKinnon, Mr. McGuire, Mr. Soldo, Mr. Sabo, Mr. Hertel, Ms. Graham, Ms. Recine, and Mr. Zegarac, writing that it was “[p]rivileged and not to be distributed beyond this group.”

#### 11.6.2. Mr. Boghosian Provides a Final Opinion Letter

Ms. Auty emailed Mr. Boghosian on February 2, 2019, regarding the plan for the upcoming meeting on February 6 and providing an overview of the anticipated presentation structure. Ms. Auty intended to include Mr. Malone’s review of the friction reports (the February 4 CIMA Memorandum) in a covering report she was drafting, consistent with her understanding that Council’s January 23, 2019 request for additional information should flow back through her.

Ms. Auty also asked Mr. Boghosian to provide a revised final version of his opinion letter, updated “based on what we heard from Brian [Malone] over the past week and confirm that [Mr. Boghosian’s] assessment [was] the same, particularly in terms of whether 1) we need further (independent) review of the staff decisions made/studies provided, 2) preservation of any portions of the road for future defence.” In testimony,

Ms. Auty could not recall what exactly she was referring to by a “further (independent) review of the staff decisions made/studies provided”. She believed it was possible that this related to an investigation of staff’s actions, possibly by Audit Services, which was one of the items in the action plan from January 25, but she could not recall if she spoke to Mr. Boghosian about this.

Mr. Boghosian provided Ms. Auty with a revised opinion, being the Final Boghosian Opinion, on February 4, 2019, which Ms. Auty forwarded to Mr. Sabo the same day. Although Mr. McKinnon testified that he believed he reviewed the Final Boghosian Opinion, there is no other evidence to corroborate that he, or any other Public Works staff, received Mr. Boghosian’s written opinion in draft or final form, and I believe Mr. McKinnon was mistaken in his recollection.

The Final Boghosian Opinion remained largely unchanged from the prior draft (discussed in Chapter 10), including the list of documents Mr. Boghosian reviewed. The document list did not reference the Draft Pavement Evaluation Report (prepared by Golder), which Mr. Boghosian received on January 30. The most significant revision in the Final Boghosian Opinion was the addition of the summary of the February 1 call with Mr. Malone and City staff, discussed above.

Mr. Boghosian’s opinion was not provided to Council in written form, as discussed below.

### 11.6.3. Staff Prepare Presentation Materials for the General Issues Committee on February 6, 2019

Contemporaneously with staff’s discussions with CIMA, Mr. Malone’s preparation of the February 4 CIMA Memorandum, and Mr. Boghosian finalizing the Final Boghosian Opinion, City staff also worked to prepare and finalize the presentation and related materials for the GIC meeting on February 6. Staff ultimately landed on an in-camera presentation divided into four parts: (1) the background and technical aspects, (2) Audit Services’ involvement, (3) legal and liability concerns, and (4) the communications strategy.

In the evening of February 4, 2019, Mr. Zegarac and staff from Public Works, Legal Services, Communications, and Audit Services met to prepare and discuss the

various materials, for the February 6 meeting of the GIC. In his testimony, Mr. Zegarac described the meeting as a “dry run” for each of the presentation leads (Mr. McKinnon, Charles Brown (Auditor General, Office of the Auditor General (Audit Services), City Manager’s Office, Hamilton), Ms. Auty, and Mr. Hertel) to go through their portions of the presentation. After the meeting, and into the early evening of February 5, staff worked to update, review, and finalize the various materials for the February 6 GIC. Below is a summary of staff’s work before and after the February 4 dry run.

In the beginning of February 2019, Mr. McGuire and Mr. Soldo sought out an MTO contact with whom they could speak regarding pavements and pavement friction, including anticipated values for SMA pavements. They were looking for assistance to answer some outstanding questions about SMA pavements. On February 1, Mr. Soldo contacted Kevin Bentley (Executive Director & Chief Engineer, Highway Standards Branch, Provincial Highways Management Division, MTO), but did not receive a response before the February 6 GIC meeting. Mr. Soldo and Mr. Bentley connected eventually on February 11. Mr. McGuire received contact information for Becca Lane (Manager, Materials Engineering & Research Office, Highway Standards Branch, Provincial Highways Management Division, MTO) and Stephen Lee (Head, Pavements & Foundations Section, Materials Engineering & Research Office, Highway Standards Branch, Provincial Highways Management Division, MTO) from Mr. Malone, but appears not to have contacted them in early February 2019. However, as described below and in Chapter 3, Mr. Soldo, Mr. McGuire, Mr. Bentley, and Ms. Lane had several discussions about MTO friction testing and the MTO’s RHVP friction testing later between February 11, 2019, and April 2019.

By February 3, 2019, Communications staff had prepared working drafts of three documents: a draft preliminary reconstructed timeline of key events, a communications plan, and slides for the communications strategy portion of the in-camera presentation to be given at the upcoming GIC meeting.<sup>14</sup> These documents were sent to Ms. Auty, Mr. McKinnon, Mr. Hertel, Mr. Sabo, and Ms. Recine on February 3 and again on February 5 with revisions after the dry run, and were reviewed by Mr. Boghosian and Mr. Sabo.

---

<sup>14</sup>The final versions of these materials are described further below, in context of their presentation at the GIC on February 6.



The draft communications plan included a statement under the heading “Statements from Dan as a result of convo with Brian”, which referenced the industry not using absolute numbers in friction testing. Upon their review of the draft communications plan, Ms. Auty and Mr. Boghosian suggested this point be stressed.

In the evening of February 5, Ms. Graham circulated a compiled version of the slide deck presentation, incorporating what Ms. Graham expected were the finalized slides to be presented by each of Public Works, Audit Services, Legal Services, and Communications, along with the final communications plan summary and a preliminary reconstructed timeline. The slide deck presentation was subsequently revised to respond to comments from Ms. Auty and Mr. Boghosian that “it would be a good idea to qualify the Tradewind report with CIMA’s findings more explicitly.”

Also in the days leading up to the GIC meeting on February 6, five events (summarized below) occurred as part of Legal Services’ preparation for its portion of the presentation.

Ms. Auty asked Mr. McLennan and Mr. Sabo to prepare a summary of the current litigation matters related to the RHVP and asked if the City had data on the claims that had been made or paid out and any indication of the causes of liability. This appears to have been the only request from Legal Services for a comprehensive claims analysis, aside from Mr. McLennan’s preliminary review in mid-November 2018, described in Chapter 10. As of February 13, 2019, after the GIC meeting on February 6, Mr. McLennan had identified 12 relevant claims made against the City, including eight claims that he characterized as related to road design, four of which were active. Mr. Sabo also reached out to Ms. Lezau and Daniell Bartley (Solicitor, Dispute Resolution, Legal Services, Finance & Corporate Services, Hamilton) to get their views “on an issue related to” their RHVP files, but the Inquiry received no evidence as to substance of their discussions.

On February 5, 2019, Ms. Auty spoke with Debbie-Anne Rashford (Access & Privacy Officer, Office of the City Clerk, Finance & Corporate Services, Hamilton) in the Access & Privacy Office about FOI 18-189. Later that morning, Ms. Rashford updated Nicole O’Reilly (Reporter, Hamilton Spectator), who was the requestor of FOI 18-189, that the City’s Access & Privacy Office had received a records package from

Public Works, which was under review, and that Ms. O'Reilly would receive an interim decision shortly.

Also on February 5, Ms. Auty finalized her report to Council for the February 6 GIC (Report LS19010, entitled "Roads Infrastructure Litigation Review and Assessment"), after review of a draft of the report by Mr. Sabo and Mr. Boghosian, and staff in Communications and Public Works. Report LS19010 was due to the City Clerks by the end of the day on February 5. The final draft of Report LS19010 is addressed below.

Ms. Auty, Mr. Sabo, and Mr. Boghosian spoke via phone in the afternoon on February 5, 2019. Neither Ms. Auty nor Mr. Boghosian specifically recalled this call. Mr. Sabo's notes from this call included an entry stating: "Tw – inaccurate or misleading so don't release it". I do not read anything into this note, or what it related to in respect of the February 5 call.

Ms. Auty also prepared drafts of four Council resolutions for the GIC meeting on February 6. Two of these resolutions were passed by Council and are addressed below. Two of the resolutions drafted by Ms. Auty were not passed by Council. The Inquiry did not receive any evidence to confirm if the resolutions that were not passed by Council were put before and/or discussed by Council at the GIC meeting on February 6. Those resolutions were:

- the City Solicitor engage an independent third-party engineering consultant to review safety measures taken on the RHVP and advise whether all reasonable steps had been taken and about any public safety and liability impacts if not; and
- direction to staff to further engage CIMA to provide a report outlining RHVP safety measures, "their opinion that all reasonable steps had been taken to address road safety", and make any further recommendations.

## 11.7. The General Issues Committee on February 6, 2019

The GIC met on February 6, 2019, for over 13 hours, from 9:30 am until 10:35 pm, in both open and closed session. The meeting began with an open session, and then moved into an in-camera closed session at 4:18 pm for staff's four-part presentation related to the Tradewind Report, after which the meeting went back into open session. At the end of the second open session, the Tradewind Report was released publicly.

Staff presented a significant amount of information about or related to the RHVP and the Tradewind Report at the GIC on February 6, including the three Public Works reports (Reports PW19012, PW19014, and PW18008A) during open session, and in the closed session, confidential Legal Services and Audit Services reports (Report LS19010 and AUD19002), the communications plan summary, the preliminary reconstructed timeline, and the four-part confidential slide deck presentation. The information that the GIC received, discussed below, ranged from historical context about the parkway's construction, prior safety improvements implemented by staff, plans for future improvements to the parkway (including resurfacing), technical information about roadway friction, and the existence of the Tradewind Report.

The public and confidential reports and materials that staff presented to Council are summarized below. There was a substantial amount of information conveyed at the meeting that was not previously provided to Council, and that was not easily understood without a background on RHVP-related issues. This would have been particularly so for the newly elected Councillors, who were only two months into the Council term.

### 11.7.1. The Golder and Tradewind Reports

It is noteworthy that, although the Tradewind Report was referenced in various materials presented on February 6 and in the materials presented on January 23, 2019, the Inquiry could not confirm if a copy of the Tradewind Report was provided to the Mayor and councillors at any point before it was released publicly. The Tradewind Report was only referenced in the confidential reports and not in any of the Public Works reports presented in open session, although one could piece together the substance of the Tradewind Report using all of the materials collectively.

Staff also did not provide the 2014 Golder Report to Council on February 6, nor were the findings and recommendations of that report discussed in the written materials that staff presented at the GIC. The only written information that the GIC received about the 2014 Golder Report were several brief references in the presentation slides and preliminary reconstructed timeline to Golder's retainer for the RHVP six-year condition evaluation and the related report, and several short paragraphs in the February 4 CIMA Memorandum.

### 11.7.2. Public Reports Presented at the General Issues Committee on February 6, 2019

The three Public Works reports, which were public, were included in the agenda package and were thus available to both Council and the public before and after the February 6 GIC meeting. Presentation and discussion of these public reports in the open session was deferred until after the closed session. I refer below to these three reports — Report PW19014, Report PW19012, and Report PW18008A — individually and then collectively.

#### **Report PW19014**

Report PW19014 entitled "Speed Limit Reduction Feasibility Study on the Lincoln M. Alexander and the Red Hill Valley Parkways" stated that it was prepared by Stephen Cooper (Project Manager, Traffic Engineering, Traffic Operations & Engineering, Roads & Traffic, Public Works, Hamilton) and Mr. White and submitted by Mr. Soldo, although as noted above, Mr. Soldo was also involved in the preparation of this report. Report PW19014 reported on the process, findings, and recommendations of CIMA's Speed Limit Study. This study, which was provided to Council as Appendix A to the report, had been undertaken following Council's August 18, 2017 motion directing staff to study the feasibility and safety benefits of an 80 km/h speed limit on the LINC and RHVP. Staff advised in Report PW19014 that CIMA's 24-hour speed traffic data review identified that during the peak and off-peak periods, traffic was travelling at average speeds of 90 km/h to 100 km/h at various points along the parkways and that the 85<sup>th</sup> percentile speed along the RHVP and the LINC was between 90 km/h to 100 km/h.

Staff recommended that the speed limit be reduced from 90 km/h to 80 km/h on the section of the RHVP between the Greenhill Avenue interchange and the QEW, that a request be made to the Hamilton Police Service to undertake regular speed and aggressive driving enforcement on the LINC and the RHVP, and that the results be reported annually to the PWC. Report PW19014 advised that although CIMA found that the existing 90 km/h speed limit was appropriate for the LINC and RHVP and recommended that it be retained, City staff nevertheless recommended the speed limit reduction “taking into consideration the collision history of the RHVP and the geometry of the roadway north of the Greenhill Interchange”.

### **Report PW19012**

Report PW19012 entitled “City of Hamilton Annual Collision Report – 2017” was prepared by Bryan Purins (Traffic Safety Technologist, Traffic Roadway Safety, Traffic Operations, Traffic Operations & Engineering, Roads & Traffic, Public Works, Hamilton), Mr. Ferguson, and Mr. White, and submitted by Mr. Soldo. Report PW19012 provided an overview and summarized the findings of the City’s 2017 Annual Collision Report. Report PW19012 described the 2017 Annual Collision Report as the first annual edition of a high level review of motor vehicle collisions on City roadways, which would be used to identify priority safety issues and to develop technical and educational initiatives with the goal of improving roadway safety.<sup>15</sup> The 2017 Annual Collision Report was attached to Report PW19012 as Appendix A.

In addition to summarizing various City-wide collision trends, Report PW19012 included information about the five-year (2013 to 2017) collision trends on the RHVP and the LINC. Two summary charts (one for each of the LINC and RHVP) set out various collision statistics, including the total number of collisions and the number of police reported collisions, crossover collisions, property damage collisions, injury collisions, and fatal collisions in each year and for the aggregate five-year period. The total number of collisions on the RHVP was 862, compared to 711 on the LINC. In Report PW19012, staff observed that the majority of RHVP collisions “occurred under rain weather and wet roadway conditions”, and that driver behaviour was the

---

<sup>15</sup>As noted in Chapter 5, the 2017 Annual Collision Report was the first City-wide collision data published by the City since 2010. The City has since published the 2018 Annual Collision Report, the 2019 Annual Collision Report, the 2020 Annual Collision Report, and the 2021 Annual Collision Report.

predominant cause of RHVP and LINC collisions “with vehicle speed or aggressive driving as contributing factors to drivers losing control of the vehicle”. It also noted that single motor vehicle collisions were the most common type of collision on the RHVP.

Report PW19012 also summarized the results of the City’s network screening program analysis, which it described as using the five-year collision data “to develop a list of the highest-ranking locations for safety improvements throughout the City”. Three sections of the RHVP were identified in the network screening program analysis: the Mud Street southbound-eastbound off ramp (ranked as number 1); the King Street to RHVP northbound loop on ramp (ranked as number 4); and the RHVP southbound to King Street off ramp (ranked as number 5).

### **Report PW18008A**

Report PW18008A entitled “Lincoln M. Alexander Parkway (LINC) and Red Hill Valley Parkway (RHVP) Transportation and Safety Update” was the joint report of Mr. McGuire and Mr. Soldo. It was a follow up report to Report PW18008, which was presented to the PWC on January 15, 2018.<sup>16</sup> The stated purposes of Report PW18008A were to provide an update on the operational and safety enhancements on the RHVP and LINC and to outline the immediate programming plans and longer-term studies required for future initiatives and upgrades on both parkways, such as widening and installing lighting upgrades.

Staff presented three recommendations in Report PW18008A. Two of the recommendations related to the development of Terms of Reference for a functional design for the RHVP and LINC to address the parkways’ long term needs and a review of the overall operating conditions on the parkways. The third was to remove lighting from the PWC’s outstanding business list. A three-page chart included as Appendix A listed staff’s actions since 2015 (consisting of consultant studies and countermeasures), the implementation status of these items, the estimated costs, and staff comments.

---

<sup>16</sup>Report PW18008 is discussed in Chapter 8. Report PW18008A described Report PW18008 as having addressed several outstanding motions and consolidated them into one report.

For this Inquiry's purposes, the key areas addressed in Report PW18008A were illumination, friction testing, and the RHVP resurfacing.

The illumination section of Report PW18008A summarized the results of the CIMA Lighting Study — largely sourced from the executive summary of this report that Mr. McGuire received from CIMA — but did not append the study. Report PW18008A advised the following: lighting was warranted for the RHVP; there was no documentation from any prior environmental studies that identified a prohibition or imposed restrictions on continuous illumination on the RHVP or LINC; neither parkway was found to have a disproportionate number of collisions during hours of darkness; the anticipated cost of implementing lighting infrastructure was between \$12.5 and \$18 million; and a significant environmental assessment would be required for any lighting upgrades.

The section of Report PW18008A related to the upcoming resurfacing was a summary of the recommendations from CIMA's RHVP Roadside Safety Assessment report. The report advised that the RHVP Roadside Safety Assessment was initiated by the Roads & Traffic division to provide recommendations to reduce roadside-related collision frequency and/or severity. The RHVP Roadside Safety Assessment was not appended to Report PW18008A.<sup>17</sup> In Report PW18008A, staff listed CIMA's proposed safety initiatives and upgrades that were included in the scope of the resurfacing work, such as installation of reflective markers along centre medians and guiderails. Staff provided information about the resurfacing schedule, including that the RHVP work was expected to be tendered in mid-February, and work was anticipated to occur over 1.5 months in June and July 2019.

In respect of friction testing, in this section in the body of the report, staff referred to Appendix A, which listed a line item of "Conduct Pavement Friction Testing" at a cost of \$18,000 as completed. A short description of each test that had been conducted pursuant to the Golder Pavement Evaluation and the results for each was included in the report. Staff described the BPT results as "inconclusive and varied" due to snowy field conditions and sub-zero temperatures during the testing, as opposed to Golder's finding that the BPT results were "unreliable". Golder's draft report on this

---

<sup>17</sup> Council received the RHVP Roadside Safety Assessment report at or around the February 13, 2019, Council meeting.



testing (received by Mr. McGuire in December 2018) was not provided to Council and Report PW18008A did not summarize Golder's recommendations for action that the City could take if there were concerns with the frictional characteristics of the RHVP surface. The findings of the Golder Pavement Evaluation were also briefly mentioned in the confidential preliminary reconstructed timeline and Part 1 of the presentation slides, discussed below. I accept Mr. McGuire's evidence that his intention was to summarize, rather than provide, the Golder Pavement Evaluation to Council. However, the summary he included did not contain all information that would have been useful to allow Council to assess the utility of the Golder Pavement Evaluation testing.

In Report PW18008A, staff indicated that friction testing was completed by virtue of testing completed by Golder pursuant to the Golder Pavement Evaluation. However, Golder's mandate in the Golder Pavement Evaluation was to assess the viability of HIR on the RHVP. This testing differed in methodology and purpose from Tradewind's prior testing in 2013 and the testing CIMA contemplated in its recommendation in 2015. The absence of a clear explanation of these differences left the incorrect impression that Golder's December 2017 testing satisfied the testing recommended by CIMA.

It also left the erroneous impression that the Golder testing in 2017 was the testing that had been referred to in past staff reports submitted by Traffic to Council in March 2017 (Report TRANSP1701) and January 2018 (Report PW18008), in which friction testing was also listed as completed, as discussed in Chapter 8.

Report TRANSP1701 was submitted more than eight months prior to Golder's testing, and Report PW18008 was submitted prior to the City receiving the test results of the Golder Pavement Evaluation. The Traffic staff who prepared these staff reports had marked friction testing as completed based on verbal representations from Mr. Moore. Mr. Soldo knew that this was the basis for staff's representations in PW18008 when Report PW18008A was drafted. Mr. McGuire testified that he knew that the authors of Report PW18008 were not aware of the Golder Pavement Evaluation (for which BPT friction testing was performed in late 2017) when PW18008 was prepared. In respect of Mr. Soldo, he appears not to have taken steps to confirm that the friction testing marked as complete in PW18008 related to the Golder Pavement Evaluation testing, and in respect of Mr. McGuire, he took no steps to clarify or correct the past references to completed friction testing. As a result, Report PW18008A had the effect

of masking inaccuracies in staff's past reporting regarding the status of friction testing which had never been done in the manner contemplated in the 2015 CIMA Report.

### **Omission of Collision History Information from the Public Works Staff Reports**

The three staff reports submitted by Public Works did not provide any information regarding the wet surface collision history that CIMA had identified and summarized in the Lighting Study report and the RHVP Roadside Safety Assessment report,<sup>18</sup> although, as described above, Mr. McGuire's first draft of PW18008A had included these collision statistics. The exclusion of this information meant that Council would not have known that wet surface collisions had increased, rather than decreased despite past countermeasures.

In addition, neither Report PW18008A nor the presentation slides for the in-camera presentation included CIMA's overall finding in the RHVP Roadside Safety Assessment that the proportion of wet surface collisions, in conjunction with CIMA's finding that "lost control" and "speed too fast for condition" were reported in 33% of mainline collisions, suggested that "inadequate skid resistance (surface polishing, bleeding, contamination) and excessive speeds may be contributing factors to collisions". While Report PW19014 on the Speed Limit Study referenced the RHVP "collision history" as a factor in the recommendation to reduce the speed limit, the report provided no detail about what aspects of the RHVP collision history gave rise to the recommended speed limit reduction. The only CIMA collision finding that was included in Report PW18008A was CIMA's favourable finding in the Lighting Study that the proportion of dark-hour collisions on the RHVP (and LINC) were consistent with provincial averages on similar facilities with partial illumination.

Report PW19012, pertaining to the 2017 Annual Collision Report, stated that the "majority" of RHVP collisions occurred under wet roadway conditions and rainy weather. However, as noted above, Report PW19012 included a statement that the 2013 to 2017 collision data identified that "driver behaviour [was] the predominant cause of collisions on the LINC and RHVP with vehicle speed or aggressive driving as

---

<sup>18</sup>The wet surface collision history included CIMA's findings in the Lighting Study (57% of all collisions in the study area) and the RHVP Roadside Safety Assessment (64% of mainline collisions (an increase from 50% in the 2015 CIMA Report) and 73% of ramp collisions).

contributing factors to drivers losing control of the vehicle.” This left Council with the misleading impression that driver behaviour was the predominant cause of collisions, for which there were no supporting statistics, and which was based on staff’s conflation of various driver actions with driver behaviour being the predominant collision cause.

Read collectively, the core message in the three Public Works reports was that driver behaviour was the primary cause of collisions on the RHVP. In my view, the materials before the GIC and that were accessible to the public did not provide a full and complete picture of the factors contributing to accidents on the RHVP, particularly under wet surface conditions, or the role that these factors, including inadequate skid resistance, played regarding the collision experience on the RHVP. Instead, the materials overemphasized driver behaviour as the predominant cause, reminiscent of the information provided to the PWC in December 2015, as described in Chapter 7.

#### *11.7.2.1. The Closed Session Presentation*

In addition to the Mayor and members of Council,<sup>19</sup> Mr. Zegarac, Mr. McKinnon, Ms. Auty, Mr. Sabo, Drina Omazic (Chief of Staff to Mayor Eisenberger, Mayor’s Office, Hamilton), Mr. Soldo, Mr. McGuire, Mr. Hertel, Mr. McLennan, Ms. Recine, Ms. Graham, Mr. Brown, Brigitte Minard (Manager, Performance & Internal Control & Deputy City Auditor, Office of the Auditor General (Audit Services), City Manager’s Office, Hamilton), Domenic Pellegrini (Senior Internal Auditor, Office of the Auditor General (Audit Services), City Manager’s Office, Hamilton), Stephanie Paparella (Legislative Coordinator, Office of the City Clerk, Finance & Corporate Services, Hamilton), and Mr. Boghosian attended the closed session.

The Inquiry received evidence from many attendees at this meeting, specifically from Mayor Eisenberger and three witnesses who were then councillors (Councillors Jackson, Merulla and Danko), most City staff, and Mr. Boghosian. There are no audio- or video-recordings of the February 6 closed session or detailed minutes. Aside from the presentation materials, the only documents that gave insight into what was discussed were handwritten notes authored by Mr. Sabo and by Mr. McGuire. Many witnesses had limited recollections at the Inquiry about the substance of staff’s presentation (beyond what was set out in the slide deck), what questions members of

---

<sup>19</sup> All councillors were present except Councillor Judi Partridge (Ward 15, Hamilton).

Council asked, and/or staff's answers. As noted above, some witnesses had difficulty distinguishing the February 6 GIC from the prior and subsequent Council meetings.

Staff's reports and materials related to the Tradewind Report — being the presentation slide deck, Report LS19010, a report from the City's Auditor General (Report AUD19002), a communications plan (which was a summary version of the communications plan that staff had prepared and revised throughout January), and the preliminary reconstructed timeline — were confidential, and were not provided in advance of the closed session or made available to the public.

The evidence before the Inquiry was that staff's presentation generally proceeded as identified in the slide deck provided to the Inquiry, during which members of Council asked clarifying questions throughout. These were likely answered by the presenters or by Mr. Zegarac. According to Mr. Soldo, he and Mr. McGuire sat "a number of rows back" during the closed session because their role was not to answer questions.

The slide deck presentation was divided into four parts:

**Part 1: Timeline and Technical Concerns**, presented by Mr. McKinnon. The Part 1 slide presentation was separated into two topics: a reconstructed timeline organized by theme and CIMA's assessment and recommendations. The timeline content in the presentation was similar to what Council received in the standalone preliminary reconstructed timeline, except that the timeline Mr. McKinnon presented was organized by theme, rather than chronologically.

The standalone preliminary reconstructed timeline was compiled primarily by Ms. Graham, with input from Public Works and Legal Services staff. It was four pages in length, and it summarized in chronological order the key activities and events relevant to the RHVP between July 2006 and January 18, 2019, organized around seven themes: asphalt testing; the MTO and SMA; Council reports and directions; safety upgrades; media coverage; staff arrivals and departures; and recent staff actions.

The reconstructed timeline was a thorough and comprehensive summary of key RHVP-related events spanning over 10 years, between 2006 and 2019. Overall, the timeline accurately described most of the key events during this timeframe, although there were some errors and inconsistencies. It was a valuable supplement

to the staff reports, filling in some of the gaps in the information staff provided and providing context.

**Part 2: Roads Audit Update**, presented by Mr. Brown. The Part 2 presentation slides paralleled the content of Report AUD19002, entitled “Roads Audit Update” which was prepared by Ms. Minard and Mr. Brown, and submitted by Mr. Brown.

Report AUD19002 advised that the Tradewind Report came to the attention of Audit Services in November 2018 during Audit Services’ work on the VFM Audit related to pavement (discussed in Chapters 9 and 10) and that the Tradewind Report was received by Audit Services in December 2018. Report AUD19002 advised that the Tradewind Report was a component of a broader report prepared by Golder (being the 2014 Golder Report), and that Audit Services had unsuccessfully attempted to contact Golder. Report AUD19002 provided a high-level overview of some of the significant events in the VFM Audit, including delivery and fulfillment of Audit Services’ demand letter, the establishment of the friction-specific “Lines of Enquiry”, and anticipated next steps in the VFM Audit process.

Report AUD19002 included a consolidated version of the Lines of Enquiry, broken into two categories: what happened regarding friction management and process improvement identification. The report identified the overarching question for the “what happened” category as “[h]as there been an ongoing issue with the adequacy of friction resistance on RHVP?”.

**Part 3: Legal Considerations**, presented by Ms. Auty and Mr. Boghosian. The slides indicate that Ms. Auty presented a claims review and Mr. Boghosian presented a liability review. The Final Boghosian Opinion was not provided to Council. Ms. Auty testified that Council was verbally walked through Mr. Boghosian’s opinion.

The Part 3 slides accompanied Report LS19010, which had been prepared and submitted by Ms. Auty.<sup>20</sup> In Report LS19010, Legal Services advised that the report and the corresponding in-camera presentation materials would provide Council

---

<sup>20</sup> Some content in the versions of Part 3 (“Legal Considerations”) of the slide deck and Report LS19010 that the Inquiry received is redacted for solicitor-client privilege. The content summarized in this Report relates only to the unredacted content in these documents.

with current information regarding the status of safety measures implemented on the RHVP, the work of Audit Services, and other work undertaken by City staff as a result of the discovery and the pending release of the Tradewind Report through the FOI process, which staff advised was necessary to consider the legal implications of the Tradewind Report's release.

Report LS19010 described staff's recommended media approach and their concern that resulting media coverage from the release of materials responsive to FOI 18-189 would affect the City's "interest in road safety/injury prevention". The report advised that the City could "limit the number and consequence of roadway liability claims as well as the personal injury that often occurs, if it carries out proper and strategic messaging."

Report LS19010 noted that CIMA had undertaken safety reviews and made recommendations related to the RHVP in 2013, 2015, and 2018, and also stated that the focus of CIMA's recommendations, many of which the City had implemented (as set out in Reports PW18008 and PW18008A), was on changing driver behaviour, which was believed to be a "major source" of ongoing collision rates. Report LS19010 advised that CIMA was provided with 2013 and 2017 friction testing reports and was asked to address three questions (described earlier in this chapter), and that CIMA had no changes to make to their existing recommendations, that no additional safety measures except for enhanced speed enforcement were required, and that closure of the RHVP (in whole or part) was not required. The February 4 CIMA Memorandum was attached to Report LS19010 as Appendix A.

**Part 4: Communications Strategy**, presented by Mr. Hertel. The slides outline four areas of the Part 4 presentation: risk assessment; communications principles and proposed strategy; key messages for City spokespeople and staff; and proposed next steps. This presentation was accompanied by the communications plan summary, entitled "RHVP Communications Plan Summary", which was submitted by Communications staff and prepared with input from Legal Services staff and Mr. Boghosian. The communications plan summary described to Council the recommended strategy for communicating with the public about information related to RHVP pavement performance, which would be released pursuant to the FOI request. The communications plan summary described this information as posing reputational risks and potential legal implications. The document stated that staff's

proposed approach was intended to ensure the City proactively shared information regarding the RHVP and provided guidance on appropriate communication, including key messages for City spokespeople and Council.

The approach recommended by staff involved issuing a media release after the Council meeting on February 13, 2019. The communications plan summary indicated that a draft of the media release would be shared during the February 6 GIC.

The Inquiry received no further specific information on the presentations of City staff to Council or the responses of City staff to any questions put to them by individual councillors. In particular, the Inquiry has no evidence regarding any discussion regarding the factors contributing to the collision experience on the RHVP, or the role that these factors, including inadequate skid resistance, played in the collision experience on the RHVP. Based on the documents presented at the meeting, the contemporaneous notes, and the recollections of some witnesses, the evidence suggests that the presentation at the closed session emphasized the role of speeding in RHVP collisions, but I cannot make a definitive finding on this point given the limited evidence regarding the oral presentation.

In any event, substantive and technical information was almost certainly overshadowed by the disclosure of the Tradewind Report and the emotions that certain councillors felt in response. Above all else, what witnesses recalled from the GIC meeting on February 6 was that the tone was challenging, tense, and stressful. Some councillors, particularly the incumbent councillors, were frustrated and upset because of the potential media, political, and/or public opinion ramifications. Councillor Jackson testified that when he learned of the Tradewind Report, he immediately thought of Mr. Moore's assurances at the PWC meeting on December 7, 2015, that the RHVP had been subject to friction testing and was holding up exceptionally well. Councillor Jackson was stunned, unhappy, and very upset.

Council did not follow staff's recommended communications strategy to issue a media release related to the Tradewind Report after the Council meeting on February 13. Instead, Council directed staff to release the Tradewind Report to the public that night (February 6), and demanded that staff provide a public apology to Council and the public in respect of the Tradewind Report and the timing and manner of its disclosure. To prepare the media release, staff collectively revised an existing draft during a



closed session break. Ms. Graham implemented the revisions, including the addition of the Council-directed apology, with “ideas and edits” provided from the larger group. Council reviewed and provided some direction on the wording of the media release before it was issued publicly.

#### *11.7.2.2. The Open Session Presentation*

The open session discussion of the Public Works reports (Reports PW19012, PW19014, and PW18008A) occurred after the closed session had ended (at 10:03 pm). The GIC had been in session for over 12 hours when these reports were presented.

The open session recording reflects that the collective discussion for all three reports lasted for approximately 12 minutes. Mr. Soldo presented both Reports PW19012 and PW19014 and Mr. McGuire presented Report PW18008A, taking three to four minutes for each report. Neither Mr. Soldo, nor Mr. McGuire provided any information to supplement the reports in their brief presentations.

At the end of the open session, Mr. Zegarac gave a public statement, largely mirroring the media release, described below, on behalf of City staff, in which staff apologized to Council and the public for how the Tradewind Report came to their attention.

#### **11.7.3. Resolutions Passed at the General Issues Committee on February 6, 2019**

Council approved a series of resolutions at the end of the GIC, which were ratified by Council on February 13, including staff’s RHVP-related recommendations in Reports PW19012 and PW18008A and resolutions that kept the contents of Reports LS19010 and AUD19002 confidential. A by-law amendment was passed to implement the reduction of the speed limit on the RHVP from the Greenhill Avenue interchange to the QEW to 80 km/h.

In addition, Council passed two other relevant resolutions, which appear to have been based on the draft motions Ms. Auty prepared in advance of the February 6 GIC and which I infer were discussed in the closed session. The resolutions directed that:

- staff request enhanced and dedicated speed enforcement on the RHVP from the Hamilton Police Service; and
- the Director of Audit Services conduct an independent special investigation of the City's "internal processes, managerial systems and procedures" regarding RHVP friction management, and report these findings back to the GIC in a Special Report. Audit Services' independent special investigation did not, however, occur as a result of Council's subsequent decision to call this Inquiry.

#### 11.7.4. The City Issues a Media Release about the Tradewind Report after the General Issues Committee on February 6, 2019

At 10:34 pm, Ms. Graham circulated the media release for external release.

The media release provided a high level overview of information that had been presented at the February 6 GIC. It advised that Council had received information about a November 2013 friction testing report that the new Public Works leadership team and Audit Services staff had become aware of in "late 2018". The media release also advised that, as a result of the Tradewind Report and information in the 2017 Annual Collision Report, Council was "taking precautionary action" "in the interest of public safety" on the RHVP, consisting of a reduction of the speed limit on a section of the RHVP and "expediting" resurfacing in the spring of 2019. In the media release, staff highlighted that "excessive speed" continued to be a factor in RHVP collisions and cautioned drivers to reduce speed, particularly when the road surface was wet. The media release also included other information about roadway friction, prior improvements made on the RHVP, and the City's consideration of HIR. The Tradewind Report and the February 4 CIMA Memorandum were released publicly as appendices to the media release.

## 11.8. Events Following Disclosure of the Tradewind Report to Council and the Public

The following section summarizes certain events in the period after the disclosure of the Tradewind Report that are relevant for the Inquiry's purposes.

### 11.8.1. Preservation of Staff Email Inboxes and Network Drives

Peter MacNeil (Chief Security & Technology Architect, Information Technology, Finance & Corporate Services, Hamilton) provided evidence to the Inquiry that, on January 23, 2019, Ms. Minard in Audit Services asked him to search for emails between Mr. Moore and Dr. Uzarowski between October 2013 and January 2014. Mr. MacNeil also ran a key word search in Mr. Moore's email mailbox on February 11 at the request of Audit Services. However, the evidence presented to the Inquiry suggests that no steps were taken to secure electronic documentation until February 2019.

According to Mr. MacNeil, at some time in February 2019, City senior management asked him to secure email inboxes and M drives for certain staff as part of the City's investigation into the discovery of the Tradewind Report. Mr. MacNeil collected, archived, and set aside the email inboxes and M drives of roughly 20 to 30 City staff after receiving this direction. On February 13, Mr. MacNeil discovered that Mr. Moore continued to have director-level network access permissions to delete documents and information on the City's N and S drives<sup>21</sup> and to access restricted folders that were not accessible to other Public Works employees.<sup>22</sup> Mr. MacNeil was unable to determine whether Mr. Moore used his access permissions, but there is no evidence that he did.

---

<sup>21</sup> The City's network drives (including M, S, and N drives) are discussed in Chapter 9.

<sup>22</sup> Charlie Lauricella (Senior Project Manager, Technical Services, Geomatics & Corridor Management, Engineering Services, Public Works, Hamilton) gave evidence that he removed Mr. Moore's access to ProjectWise at the time Mr. Moore retired as Director of Engineering Services in May 2018.

### 11.8.2. Discussions Within Risk Management on the Tradewind Report

On February 7, 2019, Mr. McLennan, the Manager of Risk Management, exchanged emails with a representative of the Frank Cowan Company, one of the City's former insurers, who had requested information about any open claims on the RHVP between 2007 and 2011. In this correspondence, Mr. McLennan wrote that the Tradewind Report was "inconclusive" and countered by a later CIMA report, but that in his view, the "wart" was that City staff did not provide the Tradewind Report to Council in a timely manner. Mr. McLennan reiterated this view the same day in an email to a claims representative in Risk Management, writing: "The report was inconclusive. The fact that it was not reported to Council is the main problem. The RHVP has been and still is a safe road for anyone going the speed limit and driving for conditions."

### 11.8.3. Golder Delivers Final Golder Pavement Evaluation Report and HIR Suitability Study Report

On March 1, 2019, Dr. Uzarowski sent Mr. McGuire the final version of the Golder Pavement Evaluation report (the "Final Pavement Evaluation Report").

The Final Pavement Evaluation Report included reference levels, frameworks, and citations to support Golder's analysis and conclusions regarding the test results. It did not include references to traffic volume and speed contained in the draft, presumably in accordance with Mr. McGuire's request that this information be removed.

The Final Pavement Evaluation Report also added references to the Tradewind Report in a paragraph summarizing the BPT results. Golder described the Tradewind Report as a "detailed, reliable friction testing survey", and provided a summary of the average GripNumber ("GN") values in each direction, as well as a range. Golder also included details regarding friction standards and correlation between friction testing methods, noting that "[t]o our knowledge, the actual designation of pavement surface friction standards (such as minimum Skid Number, SN) is not commonly practiced by any provincial/states or local agencies in Canada and the United States" and "[w]e are not aware of any established correlation between SN, GN and BPN values."

Golder also included a table based on the 1997 TAC (Transportation Association of Canada) Pavement Design and Management Guide. This table is reproduced below as **Figure 11a**.

This is the same table that Dr. Uzarowski testified that he reviewed in 2014 as part of his work on the Tradewind Report and the 2014 Golder Report, as set out in Chapter 6. As stated in Chapter 6, the “skid number[s]” referenced in this chart referred to results obtained from a locked-wheel tester, taken at a speed of 40 mph (65 km/h), not from a GripTester or from a BPT. Golder described this table as being an example of criteria for identifying low friction pavement surfaces, which it is. However, this table does not apply to either the Tradewind friction results, or the BPT results, nor did Golder provide it for this purpose. Golder also advised in the Final Pavement Evaluation Report that it was not aware of any established correlation between SN, GN, and BPT values.

**Figure 11a: 1997 TAC Pavement Design and Management Guide Friction Criteria Table, included in Final Pavement Evaluation Report**

Category	Skid Number (SN <sub>40</sub> )	Accident Problem	Action by Engineering District
A	< 31	Yes	Improvements or general maintenance programs considered for betterment
B	31 – 34	Yes	Maintain surveillance and take corrective action as required
C	34 or less	No	Maintain surveillance and take corrective action as required
D	35 – 40	-	Maintain surveillance and take corrective action as required
E	> 40		No further action is required

Golder revised the language used in the paragraph regarding frictional concern and possible treatment methods in the Final Pavement Evaluation Report from the

language used in the draft. Dr. Uzarowski testified that the changes were made in response to his correspondence with Mr. McGuire. However, Golder did not express an opinion regarding whether Golder viewed the frictional characteristics of the SMA pavement as a concern. Golder outlined that the City could carry out shotblasting or skidabrading to address such a concern, noting that this was “brought to the City’s attention a number of times previously”. Golder explained that these treatments, which would improve skid resistance immediately but not address surface deficiencies, would be “quick and relatively low cost”. Golder wrote that it was unaware of any Ontario or Canadian standards for shotblasting and that it did not have immediate references for its use of shotblasting to improve frictional characteristics on Ontario highways, but attached two brochures related to the technology to its report. Golder also indicated that microsurfacing could be used to improve frictional characteristics and surface deficiencies. However, Golder noted that microsurfacing was significantly more expensive than shotblasting and that its application required good weather conditions.

On March 11, ten days after the Final Pavement Evaluation Report was delivered to the City, Dr. Uzarowski also sent the final HIR Suitability Study report. There were some changes to this report from the draft that Golder had delivered to the City on December 21, discussed in Chapter 10. However, Golder’s conclusion that SMA was theoretically possible but would require a significant amount of beneficiating mix remained unchanged. The final report did not indicate that Golder had been aware as of late October 2018 that the City would not be using HIR for the RHVP resurfacing.

#### 11.8.4. Mix Selection for RHVP Resurfacing

Plans to resurface the RHVP continued after the public disclosure of the Tradewind Report. On February 13, 2019, Mr. Becke reached out to Aecon Materials Engineering Corp. about preparing a letter report to assist the City in the selection process for the mix type for the surface course to be placed during the RHVP resurfacing.

In its initial draft report, Aecon recommended that the City use a SMA mix for the RHVP resurfacing. Apparently at the City’s request for an “acceptable alternative” to SMA, Aecon provided a revised draft, in which it recommended an SMA or a Superpave mix. Aecon explained that the Superpave mix was expected to have a lower initial cost, but a reduced life expectancy, when compared to the SMA. When Ms. Jacob

sought Mr. McGuire's direction regarding the project's tender and advised of Aecon's recommendations, Mr. McGuire responded that he supported the Superpave mix, stating: "[g]iven the challenges we've had with the SMA on the RHVP I cant [sic] consider going back with that mix. As well Golders ruled out HIP [HIR] on the SMA's so we cant [sic] potentially re-use this material in the next cycle."

#### 11.8.5. An Anonymous Letter is Sent to Audit Services

On March 22, 2019, Audit Services received an anonymous, confidential letter about the RHVP, which was copied to Mayor Eisenberger's office, CHML (a Hamilton radio station), and the Hamilton Spectator. This letter detailed a number of allegations against City staff — many of whom were called as witnesses during the Inquiry's hearings. No one came forward as the author of this letter during the Inquiry. I attribute no weight to the allegations contained in it.

#### 11.8.6. City Staff Learn of the MTO's 2008 to 2014 RHVP Friction Testing

As set out in Chapter 3, on February 12, 2019, City staff learned from MTO staff and from a reporter at the Hamilton Spectator that the MTO had conducted friction testing on the RHVP between 2008 and 2014. The MTO had also released the friction test results to the reporter that day. At the time the Tradewind Report was discovered and disclosed, City staff were unaware of the post-2007 MTO friction testing, or the test results.

##### *11.8.6.1. CIMA Reviews the MTO's 2008 to 2014 RHVP Friction Data*

On February 14, 2019, Mr. Soldo emailed Ms. Auty, Mr. McKinnon, and Mr. McGuire, advising that he wanted to request that CIMA review the MTO's RHVP friction testing data for the 2008 to 2014 testing, and extrapolate a degradation curve based on the data. Mr. Soldo asked whether this work needed to be arranged through Legal Services and the City's external legal counsel, as had been done for the February 4 CIMA Memorandum. Ms. Auty confirmed with Mr. Boghosian, and then told Mr. Soldo that he could deal with CIMA directly.



On February 17, Mr. Soldo sent Mr. Malone and Dr. Hadayeghi at CIMA the MTO friction test results. He asked CIMA to review the MTO data and, if possible, to develop a degradation curve and extrapolate 2019 friction values for the RHVP. Mr. Soldo further asked if CIMA would recommend that the City conduct friction testing on the RHVP prior to resurfacing to validate the MTO data, and whether this new data changed any of CIMA's prior recommendations.

After internal discussion amongst CIMA staff, on February 22, Dr. Hadayeghi advised Mr. Soldo that CIMA could conduct a simple regression analysis using the degrading trend identified in the 2008 to 2014 friction data to estimate the 2019 friction values for the RHVP. Mr. Soldo directed CIMA to proceed with this analysis.

On February 26, Mr. Malone sent Mr. Soldo a memo titled "Red Hill Valley Parkway – Review of MTO Pavement Friction Data 2008-2014". In the memo, CIMA estimated that the RHVP friction values had dropped to FN29 ( $f=0.29$ ) in 2019, based on extrapolation from the MTO data. CIMA stated that the extrapolated friction value was below the values of FN 34 to 39 (which CIMA had converted to  $f=0.34$  to  $0.39$ ) reported by Tradewind in the Tradewind Report, but that the comparison of friction values should be "viewed with caution" because CIMA had not compared the MTO and Tradewind friction testing protocols. CIMA further emphasized that they had recommended pavement friction testing in the 2015 CIMA Report, and stated that the MTO friction data did not alter CIMA's recommendations from 2015.

#### *11.8.6.2. City Staff Contact the MTO for Further Friction Testing*

On March 20, following discussions in February 2019 between Mr. McGuire, Mr. Soldo, Mr. Bentley, and Ms. Lane about the MTO's RHVP friction testing (also discussed in Chapter 3), Mr. McGuire reached out to the MTO about performing further friction testing on the RHVP. In February, the MTO had made an offer to perform friction testing on the RHVP. The MTO arranged a subsequent meeting between Mr. McGuire, Mr. Soldo, Mr. Bentley, and Ms. Lane for April 2, 2019. Neither Mr. Bentley, Ms. Lane, Mr. Soldo, or Mr. McGuire could recall whether the meeting went ahead or its contents if it did.

Mr. Soldo testified that the City was considering whether they should get further friction testing done on the RHVP to determine the final friction values prior to resurfacing.

He thought it was “more a risk management legal issue” as to whether or not the City should have final friction values for the RHVP. The City did not take the MTO up on its offer to conduct friction testing on the RHVP in 2019. Ultimately, as described below, it retained Applied Research Associates (“ARA”) and Englobe to complete pre-resurfacing friction testing. There were no further discussions between City staff and the MTO regarding friction testing on the RHVP after late March or early April 2019.

#### *11.8.6.3. The MTO Responds to Council’s Request for an Apology*

On August 8, 2019, the MTO responded to Council’s request for an apology in relation to the prior non-disclosure of the MTO’s RHVP friction results, which Council had sent to the MTO on April 17. The MTO did not apologize as requested. Instead, the MTO responded that the MTO’s 2008 to 2014 testing was undertaken to evaluate the stone material used on the RHVP for future projects and that the MTO was unaware of concerns about the RHVP’s performance.

#### **11.8.7. Pre- and Post-Resurfacing Friction Testing on the RHVP and RHVP Resurfacing**

The City retained ARA and Englobe to perform friction testing on the RHVP to obtain data in advance of the RHVP resurfacing. ARA and Englobe performed testing on the RHVP between May 19 and 21, 2019. ARA performed testing on the RHVP in accordance with ASTM Standard E274, using a locked-wheel tester (the same type of tester that the MTO used to complete its friction testing). ARA also performed surface coring and sand patch tests on the RHVP. ARA finalized its report, titled “Surface Pavement Investigation”, on September 11, 2019. On May 21, 2019, Englobe conducted friction testing on the RHVP using a Findlay Irvine GripTester (the same type of tester that Tradewind used in 2013). Englobe finalized its report, titled “Red Hill Valley Parkway Friction Testing”, on September 10, 2019. ARA and Englobe’s May 2019 RHVP friction results are discussed in Chapter 12.

The RHVP resurfacing project began after the May 19 and 21, 2019 friction testing was completed. The RHVP resurfacing was completed in stages: the northbound mainline and ramps were resurfaced first, followed by the southbound mainline and ramps, and then the on ramp to the LINC from Stone Church Road and Mud Street. Each

section was closed during its respective resurfacing, and the contract completion date was July 22, 2019.

As part of the resurfacing project, the City made additional safety improvements on the RHVP, including replacing and updating guiderails, installing shoulder rumble strips on the entire length of the RHVP, and installing reflective markers and overhead speed feedback signs. As noted above, the speed limit on the portion of the RHVP north of Greenhill Avenue (between Greenhill Avenue and the QEW) was reduced to 80 km/h in February 2019. The 90 km/h speed limit was retained for the remaining portion of the RHVP at that time. In May 2021, the speed limit for the entire RHVP was reduced to 80 km/h. The 90 km/h speed limit was retained for the LINC.

In September 2019, and following the resurfacing, the City's external legal counsel retained ARA on behalf of the City to complete testing of the pavement surface frictional properties on the newly resurfaced RHVP mainline lanes. ARA finalized its report on November 15, 2019. ARA's September 2019 RHVP friction results are discussed in Chapter 12.

#### *11.8.7.1. CIMA Reviews Post-Resurfacing Performance and Friction Data for the RHVP*

In 2020, the City retained CIMA to complete two assignments of relevance to the Inquiry: (1) to examine the impacts of the safety enhancements implemented in 2019, the reduced 80 km/h speed limit on a portion of the RHVP (approved by Council in February 2019), and the RHVP resurfacing, and (2) to review the post-resurfacing friction testing results.

In April 2020, CIMA finalized a report entitled "Red Hill Valley Parkway Analysis", on the impacts of the resurfacing and safety measures implemented in 2019 on the RHVP. CIMA's collision analysis found that total collisions on the RHVP in 2019 dropped significantly after the resurfacing compared to the average for the prior six years, with a 53% reduction in total collisions and in fatal and non-fatal injury collisions in the fourth quarter of 2019 compared with prior years. CIMA cautioned in the report that the data for wet surface collisions after the RHVP resurfacing was limited and could not be used to draw definitive conclusions, but indicated that the available data could represent the beginning of a reduction trend for collisions occurring in wet surface

conditions. CIMA determined that 33% of collisions on the RHVP occurred in wet surface conditions in 2019 as compared to an average of 63% over 2013 to 2018, and that, during the fourth quarter of 2019, this number fell to 29%. CIMA noted that this proportion was still higher than the provincial and City-wide averages of 18% and 22%, respectively, but was a substantial reduction from the prior average of 63% (for 2013 to 2018).

In May 2020, CIMA completed its review of ARA's September 2019 friction testing results for the RHVP. In that report, titled "Review of Red Hill Valley Parkway Friction Testing Results", CIMA advised that the data from the September 2019 friction testing would not change CIMA's recommendations from their reports completed in 2015 and 2018, or lead CIMA to make additional safety recommendations. CIMA indicated that, in its pre-resurfacing reports, CIMA had identified a high proportion of wet surface collisions on the RHVP and advised the City that this could be due to pavement friction levels and high vehicle operating speeds. CIMA also advised in the report that it had made a number of recommendations in those reports directed at these two factors, including increased speed enforcement, the installation of speed and "slippery when wet" signs, and pavement friction testing.

CIMA explained in the May 2020 report that, as expected, the ARA results from September 2019 confirmed that friction levels on the RHVP increased after resurfacing. However, CIMA continued to recommend that the City consider ongoing monitoring of friction values on the RHVP during the operating life of the roadway to assess potential degradation of roadway infrastructure and friction values over time. CIMA also recommended ongoing monitoring of vehicle speeds and collision data on the RHVP.

## 11.9. Changes to City Processes Following Public Disclosure of Tradewind Report

The City made a number of changes to its processes following the public disclosure of the Tradewind Report in February 2019. In terms of a very high level overview, the City has advised that it has implemented the following policies across the organization that are relevant to the Inquiry:

- a) In September 2022, Council approved a Records & Information Management Policy, which is applicable to all City employees, intended to ensure consistent management of records in the City's possession so that information is available for decision making, program and service delivery, and FOI requests;
- b) The City updated the Code of Conduct for City Employees to include the following:
  - i) Schedule F: Interacting with the Office of the Auditor General, which outlines the roles, responsibilities and expectations of all staff when involved in an audit investigation or other work, including that they must fully cooperate with the Auditor General;
  - ii) Schedule G: Sharing of Consultant Reports with Identified Imminent Risks to Human Health or Safety, which outlines a process by which City staff must report imminent risks to human health or safety to their supervisors up to the City Solicitor and City Manager, who are tasked with reporting these risks appropriately and promptly to Council. A version of this policy specific to Public Works was implemented in January 2022 as well; and
- c) Council approved a Council-Staff Relationship Policy in 2021, which provides guidelines on the working relationship between members of Council and municipal staff.

The City also advised that it has implemented the following initiatives specific to the Public Works department:

- a) The City developed a Public Works Quality Management System, which has led to the following:
  - i) The City has a Control of Records Procedure that applies to the retention, disposal, storage, and access of "records" including letters, documents, maps, drawings, emails, and consultant reports in Public Works;
  - ii) In 2020, the City put a Project Management Manual in place for Public Works, which details the standard processes and tools that project

managers should employ to plan, deliver, and close their projects. Among other things, this manual requires the development of a project charter for projects to which it applies;

- iii) In 2021, a Document Control Procedure was put into place across all divisions and sections of Public Works for what are identified as “controlled documents” such as procedure manuals, policies, guidelines, checklists, forms, and templates;
  - iv) Public Works has also established an internal audit program to manage non-conformance and non-compliance with policies developed further to the Public Works Quality Management System; and
  - v) The City has developed a Transportation Quality Management System, which includes the “Public Works – Red Hill Valley Parkway/Lincoln M. Alexander Parkway Operation and Maintenance Plan” and “Signs Asset Inspection and Maintenance Procedure”;
- b) In March 2021, the City created a temporary (24-month) Chief Road Official role within Public Works. The Chief Road Official was a senior leadership role within Public Works who acted as the “road authority”. Mr. Soldo filled this role for 18 months until January 2023 when he resigned from the City. As of the time this Report was prepared, the City was contemplating combining the Chief Road Official duties with those of the Director of Transportation Operations & Maintenance;
- c) The Parkway Management Committee (formerly the Parkway Coordination Committee) was initially formed by Mr. McKinnon in 2017 and was formalized in 2019. The Parkway Management Committee consists of management-level staff from Engineering Services, Transportation Operations & Maintenance, and Environmental Services, as well as the General Manager of Public Works and the Chief Road Official. The purpose of the Parkway Management Committee is to coordinate City staff’s work on the RHVP and LINC and to provide leadership on their safe and efficient operation and maintenance;
- d) A “Consultant Reports Tracking and Retention - Divisional Procedure”, which establishes a process for tracking and retaining reports that consultants

provide to City staff members, was implemented in the Transportation Operations & Maintenance division in May 2021. According to Janette Smith (City Manager, Hamilton), Engineering Services is currently reviewing the feasibility of adopting a similar policy; and

- e) There have also been a number of staffing changes within the leadership of the Public Works department since the discovery of the Tradewind Report, including new staff in the roles of General Manager of Public Works, Director of Engineering Services, and Director of Transportation Operations & Maintenance.



## CHAPTER 12

# Findings, Conclusions, and Answers to the Terms of Reference



## 12.1. Overview

The mandate of the Inquiry is to answer the 24 questions set out in the Terms of Reference.<sup>1</sup> At the highest level, these questions can be distilled to five broad questions, which were undoubtedly in the minds of the public and City of Hamilton (“City”) councillors and triggered the calling of this Inquiry:

- 1) Why was the Tradewind Report not shared amongst City staff, Council, and the public prior to its discovery in the fall of 2018?
- 2) Were appropriate steps taken to disclose the Tradewind Report to Council and the public after its discovery in the fall of 2018?
- 3) Why was the City not made aware of the prior friction testing of the Red Hill Valley Parkway (the “RHVP”) conducted by the MTO in 2007?
- 4) What effect, if any, did the lack of awareness of the Tradewind Report and the MTO friction testing in 2007 on the part of City staff, Council, and the public, and the lack of prompt implementation of the recommendations contained in the Tradewind Report, have on the safety of the RHVP?
- 5) What changes should the City make to its by-laws, policies, and procedures to prevent any future incidents of similar non-disclosure of significant information to Council?

The Inquiry received a significant amount of evidence from documents and from witnesses, as described in the preceding chapters of this Report. The preceding chapters set out the facts and background to answer the first three questions above in, more or less, a chronological fashion. Throughout, I made findings of fact as necessary with respect to the knowledge, actions, and intentions of numerous City staff, consultants to the City, and Ontario Ministry of Transportation (“MTO”) staff.

This chapter takes a step back from the details to provide a number of overall conclusions and observations, grouped by time period or topic, that inform my

---

<sup>1</sup> The Terms of Reference, including all 24 questions, are set out in Appendix C to this Report, found in Volume 2. I refer to the individual Terms of Reference as “TOR” throughout this chapter.

responses to the questions that constitute the Terms of Reference. I then set out my specific answers to those questions comprising the Terms of Reference, which I have also grouped by specific time period or topic. This chapter references only the aspects of the full factual matrix necessary to ground the overall observations and conclusions. In the last section of this chapter, I provide my recommendations based on my conclusions, observations, and answers to the Terms of Reference.

## 12.2. Some Technical Background

Before proceeding further, I will briefly discuss the technical nature of the evidence received by the Inquiry. The Inquiry was tasked with answering questions of a highly technical nature regarding, broadly, friction measurement, the safety of the RHVP, and the impact, if any, of the timing of the disclosure of the Tradewind Report to Council on accidents, injuries, or fatalities on the RHVP.

The Inquiry did not look at technical issues in isolation; its mandate also required addressing governance issues and the interplay of technical and governance issues. The design and construction of the RHVP, and responsibility for ensuring traffic safety on the parkway, involved people — City staff, consultants, and contractors, many of whom were engineers or had other technical backgrounds — and the formal and informal practices and policies of the City. The Inquiry thus dealt with the conduct of particular individuals, and with issues of interpersonal dynamics, workplace culture, and systemic flaws regarding the division of responsibility within the City's Public Works department, as it related to traffic safety on the RHVP, and between Public Works and Legal Services following the discovery of the Tradewind Report in 2018.

On the issue of best practices for municipal governance, Janice Baker<sup>2</sup> provided a report and testified in Phase 2 of the Inquiry in February 2023, after the evidentiary phase of the public hearings (Phase 1) concluded in November 2022.<sup>3</sup> Her expert opinion was of great assistance and informed my conclusions below.

---

<sup>2</sup> At the time of her opinion, Ms. Baker was the Chief Administrative Officer for the Region of Peel.

<sup>3</sup> J. Baker, "Red Hill Valley Parkway Inquiry: Report on Governance", Exhibit 193.

In respect of the technical matters, Commission Counsel introduced two reports prepared for the Inquiry by Dr. Gerardo Flintsch<sup>4</sup> (the “Flintsch Primer” and the “Flintsch Report”)<sup>5</sup> and by Russell Brownlee<sup>6</sup> (the “Brownlee Primer” and the “Brownlee Report”).<sup>7</sup>

The Flintsch Primer introduced information and science pertaining to tire-pavement friction, friction management, friction measurement devices, and SMA pavement. The Brownlee Primer introduced concepts, practices, and guidelines pertaining to highway design. Chapter 1 contains a detailed discussion of information derived from both primers and the testimony of Dr. Flintsch and Mr. Brownlee at the outset of the Inquiry’s Phase 1 hearings in April 2022, before any of the fact witnesses testified. The information provided by Dr. Flintsch and Mr. Brownlee was of great assistance in navigating the evidence that followed.

As with Ms. Baker’s report, the Flintsch Report and the Brownlee Report were prepared after the evidentiary phase of the public hearings concluded in November 2022. They applied the principles discussed in the primers and the evidence tendered to the Inquiry during Phase 1 to the RHVP itself. The City took issue with certain contents of both the Flintsch Report and the Brownlee Report. The City sought and was granted leave to file a report by David Hein<sup>8</sup> to respond to the Flintsch Report (the “Hein Report”)<sup>9</sup> and by Dewan Karim<sup>10</sup> to respond to the Brownlee Report (the “Karim

---

<sup>4</sup> Dr. Flintsch is the Director of the Center for Sustainable and Resilient Infrastructure at Virginia Tech Transportation Institute and the Dan Pletta Professor of Engineering in the Via Department of Civil and Environmental Engineering at Virginia Polytechnic Institute and State University. .

<sup>5</sup> G. Flintsch, “Primer on Friction, Friction Management, and Stone Matrix Asphalt Mixtures”, Exhibit 13; G. Flintsch, “Analysis of Friction on the RHVP”, Exhibit 220.

<sup>6</sup> Mr. Brownlee is the President and Transportation Safety Engineer at True North Safety Group.

<sup>7</sup> R. Brownlee, “Principal Design and Maintenance Standards, Guidelines and General Practices for Ontario Highways”, Exhibit 16; R. Brownlee, “Highway Design and Assessment Report”, Exhibit 221.

<sup>8</sup> Mr. Hein is the President and Principal Engineer at 2737493 Ontario Limited.

<sup>9</sup> D. Hein, “Response to the Report of Gerardo Flintsch dated November 2022”, Exhibit 222.

<sup>10</sup> Mr. Karim is the Practice Lead of the Transportation Engineering & Safety Group at 30 Forensic Engineering.

Report”).<sup>11</sup> Golder sought and was granted leave to file a report by Dr. Hassan Baaj<sup>12</sup> (the “Baaj Report”)<sup>13</sup> in response to the Flintsch Report on fairly narrow issues. All five of the technical experts testified in February 2023 as part of Phase 2 of the public hearings.

In addition, CIMA delivered a number of expert consulting reports to the City during the period relevant to the Inquiry, as described in the preceding chapters. Several current or former CIMA staff testified during the evidentiary phase of the public hearings as fact witnesses. Accordingly, even though CIMA and its representatives did not provide independent expert opinion evidence to this Inquiry, given their expertise and the reliance placed on aspects of their work by the staff in Public Works and the technical experts in Phase 2, the evidence of the CIMA witnesses and the findings and conclusions of CIMA’s reports are also discussed in this chapter.

The Inquiry had the benefit of hindsight, and the experts who appeared before it had years of data to ground their opinion and analysis. Some information and technical findings were a product of the Inquiry’s processes and City staff or consultants did not have this information prior to 2019. Although I relied on those experts to assist me in forming my conclusions below, I have attempted to avoid imposing the expertise of the technical experts on individual members of the Public Works department where it was not warranted or to import hindsight knowledge onto those who had responsibility for the safety of the RHVP over time.

---

<sup>11</sup>D. Karim, “Response Report for Highway Design”, Exhibit 223.

<sup>12</sup>Dr. Baaj is the Director of the University of Waterloo’s Centre for Pavement & Transportation Technology.

<sup>13</sup>H. Baaj, “Analysis of Aggregate Testing and Evaluation of the Coarse Aggregate used in RHVP Pavement Surface Course”, Exhibit 224.

### 12.2.1. Nominal Safety and Substantive Safety

Traffic safety is one of the highest responsibilities of a traffic authority, municipal or otherwise. Traffic safety on an urban expressway is not determined solely by compliance with the design standards and guidance in effect at the time the expressway is designed.

Rather, it is necessary to monitor traffic safety on an ongoing basis. This is because usage on an expressway is a dynamic factor changing over time. A substantive safety approach, which looks to the actual operating experience of a roadway, is described in the following passage from the Karim Report:

Since the definition of safety performance varies from person to person and creates a common source of confusion as to what is safe or unsafe, it is important to understand that the substantive or long-term safety performance of a roadway does not always directly correspond to its level of nominal safety, even though all geometric design criteria were met. Even a roadway that is nominally safe (i.e., all design elements meet design criteria) is not automatically substantively safe or vice versa. Despite complying with geometric design guidelines or standards, specific sections of the facilities of a highway could still experience higher crash volumes due to various local constraints or conditions that were not included in the typical condition or geometric design details developed in industry documents.

To appropriately monitor highway safety conditions, industry professionals developed continuous monitoring through data collection, maintenance, and inspection processes.

This passage describes the challenges of the RHVP well. The RHVP was designed to comply with then prevailing guidelines (with some design exceptions pertaining to interchange and ramp spacing) such that it was nominally safe. However, the RHVP exhibited an abnormal collision experience, particularly within the segment of the roadway from the Greenhill Avenue interchange to the Queenston Road interchange. Several features of that operating experience, as identified by CIMA and referred to by



Traffic staff<sup>14</sup> in their reports to Council, as detailed in earlier chapters of this Report, are relevant for this Inquiry, including the features described below.

## 12.2.2. Features of the RHVP That Increase Friction Demand

### 12.2.2.1. Geometry

The evidence demonstrates that the RHVP was designed and constructed according to applicable design standards for urban expressways, apart from one issue, which is discussed below. However, certain geometric features of the RHVP, particularly when experienced in combination, are challenging to drivers and elevate the friction demand.

This is not to say that the RHVP was poorly or improperly designed. I accept that there were existing geographic and environmental constraints that dictated certain geometric choices and design exceptions. The RHVP was not built through a flat greenfield with no appreciable topography but rather, through an environmentally sensitive valley on the Niagara Escarpment in an urban setting with existing arterial roads to which it had to be connected by interchanges spaced more closely than is optimal.

It was therefore a given that there would be design constraints for a parkway built in the Red Hill Valley, which would result in challenges for drivers that increased the friction demanded to drive the parkway. In particular:

- 1) The RHVP design speed of 100 km/h and the original posted speed limit of 90 km/h, while within acceptable design parameters, provided a lower margin

---

<sup>14</sup> “Traffic staff” refers to the Traffic Operations & Engineering group. As set out in greater detail in Chapter 4, from late 2012 or early 2013 until 2017, the Traffic group was a group within the Energy, Fleet & Traffic section of the Corporate Assets & Strategic Planning division of Public Works. In 2017, the Traffic group became a section in the Transportation division and in 2018, it was transferred to the Roads & Traffic division. In February 2019, the Traffic group was renamed Transportation Operations in the Transportation Operations & Maintenance division. For purposes of this chapter, I refer to the Traffic Operations & Engineering group (and, on occasion, the supervisors of this group) as “Traffic”, “Traffic staff”, or the “Traffic group”. I also refer to the division of “Roads & Traffic”, of which the Traffic group was a part after 2017.



of error for drivers than if the difference between the posted speed and the design speed had been the more common 20 km/h.

- 2) The design of the freeway section from Greenhill Avenue through King Street to Queenston Road is particularly challenging. Considering these features together as a driver would experience them, this area brings together closely spaced interchanges and weaving sections in succession with tight curvature and changing elevation that motorists need to navigate.
- 3) The curve radii of two of the three sequential horizontal curves from south of King Street through Queenston Road are at or close to the minimum recommended 420 m radius for the 100 km/h design speed. These curves coincide with the closely spaced interchanges at Greenhill Avenue and King Street, at King Street and Queenston Road, and three weaving areas (which is the distance between ramps, two northbound, one southbound) that are below the minimum recommended length.

Individually and collectively, these elements of the RHVP design may result in expectancy violations for some drivers leading to poor decision making,<sup>15</sup> and there is a correlatively higher friction supply required for execution of maneuvers in these areas.

In addition, the 420 m radius curve between the King Street and Greenhill Avenue interchanges was designed at the minimum radius for a design speed of 100 km/h and a superelevation of 6%. If the superelevation in the roadway as built is less than 6%, the curve would not comply with design standards. However, both the 2015 CIMA Report and the Brownlee Report indicate that the curve in question has an acceptable “ball bank test” result measured at 100 km/h, which suggests that the design speed is likely in that range. It was neither cost effective nor practical to commission a field survey for the purposes of this Inquiry to determine whether this particular curve was

---

<sup>15</sup> Road users have pre-existing expectations of acceptable operating speeds based on observations and experiences of driving on a range of highway classes, including freeways. Aspects of highway design or operating characteristics that are in accordance with these prevailing expectations assist motorist decision making whereas, situations that violate user expectations lead to slower reaction times and poor decision making regarding an appropriate operating speed.

built according to the prevailing design standards. Thus, whether this curve was built to design standards remains unknown to the Inquiry.

#### *12.2.2.2. Driver Expectations*

Mr. Brownlee and Mr. Karim disagreed on whether the 100 km/h design speed of the RHVP would be an expectancy violation to some drivers, notwithstanding the posted speed limit of 90 km/h on the RHVP during the relevant period.

Mr. Brownlee considered that it was an expectancy violation. His rationale was that drivers have expectations of acceptable operating speeds based on observations and experiences of driving on a range of freeways including 400-series highways. Those freeways are generally designed to 20 km/h or more over the posted speed limit. Drivers will adopt those expectations when driving the RHVP. Although there is a certain latitude inherent in any design speed in the sense that exceeding the design speed does not automatically result in an accident, in this case, the RHVP design speed was only 10km/h above the posted speed limit.

In response, the Karim Report disagreed, stating:

The RHVP is located in an urban area, which comes with a variety of constraints. ... Since corresponding speed limits (i.e., 10 or 20 km/h lower than the design speed) for comparable urban conditions were communicated to highway users via speed limit and other warning signs, driver expectancy would be adjusted after exiting the provincial highway system.

The RHVP has no mandate to provide the same level of service as 400-series highways because the RHVP is not part of the provincial highway network. Motorist expectations of different types of highway conditions are communicated via different types of signs and pavement markings regarding the prevailing posted speed limit. Therefore, different types of highways do not violate motorist expectancy as reduced speed and other local conditions were clearly communicated appropriately via signs and pavement markings by the City.

The difference of opinion comes down to differing views on whether drivers would have understood through signs and pavement markings, including signs identifying the posted 90 km/h speed limit, that the RHVP was different from 400-series highways.

Many drivers of the RHVP simply ignored the posted speed limit. Based on operating speeds recorded in May 2013, as calculated in the Brownlee Report, 34% of the northbound and 48% of the southbound vehicles were at or exceeded the actual RHVP design speed of 100 km/h.

Accordingly, relying on the posted speed limit being less than the usual 400-series highway posted speed limit, and the RHVP having not been designed as a 400-series highway, entirely overlooks that drivers were treating it as one anyway.

It is not possible to be definitive on this issue. However, given this evidence and the other evidence regarding driver behaviour on the parkway, I think that common sense suggests that the 100 km/h design speed of the RHVP would be an expectancy violation for at least some drivers at any given time. Again, I am mindful that the issue of when and how City staff have recognized and addressed this issue is a separate matter. As a related matter, I note that Council has since reduced the posted speed limit on the entire length of the RHVP to 80 km/h, which achieves the typical separation between the design speed and the posted speed of 20 km/h.

### 12.3. Why Was the Tradewind Report Not Shared Amongst City Staff, Council, and the Public Prior to its Discovery in the Fall of 2018?

#### 12.3.1. The Organization and Approach of Public Works to Traffic Safety

Traffic safety involves both the physical structure of the roadway and driver behaviour. Effective traffic safety monitoring requires that these considerations be addressed collectively.

However, upon the disbanding of the RHV Project Office, there was no division or director within the City responsible for the overall safety of the RHVP, nor was there

a shared sense that the safety of the RHVP was a collective responsibility of Public Works.

In the case of Public Works, tasks related to the maintenance, operation, and safety of the RHVP were allocated amongst various divisions, sections, or groups. These functions were “siloe d” in a very clear delineation. The roles and responsibilities of these divisions, sections, and groups are described in Chapter 4 and below.

Engineering Services was generally responsible for the physical roadway, which included the pavement surface, but did not include roadside structures. Within Engineering Services, the Street Lighting & Electrical group in the Geomatics & Corridor Management division was responsible for illumination and the Asset Management division was responsible for assessing road infrastructure.

Another Public Works section, Roads & Maintenance, was responsible for maintenance service programs for the RHVP (including grass cutting, salting, and potholes).<sup>16</sup>

The Traffic group was responsible for traffic safety, which is understood to involve principally matters that affect driver behaviour, such as pavement markings, signage, and posted speed limits. In dealing with the RHVP and Lincoln M. Alexander Parkway (the “LINC”) urban expressway corridor, staff within the Traffic group were required to assume responsibility for matters beyond the usual expertise and experience of those who have traffic safety responsibility for the local and arterial roadways in a municipality. Starting in 2013, in response to a direction from the Public Works Committee (“PWC”) that staff study and report back on specific issues, the Traffic group retained an external consultant, CIMA, to assist it to complete the 2013 CIMA Report. Thereafter, the Traffic group engaged CIMA for the 2015 CIMA Report, the 2015 CIMA LINC Report, the Speed Limit Study, and the RHVP Roadside Safety Assessment, among other reports. As a separate matter, in 2018, the Street Lighting & Electrical group in Engineering Services also engaged CIMA for the Lighting Study.

---

<sup>16</sup>The Roads & Maintenance section had multiple name changes and movement amongst divisions of Public Works over time, but its task was always to plan and deliver operations and maintenance service programs for the City’s roadways. For ease of reference, I refer to this section in this chapter as “Roads & Maintenance”.

In order for a municipality to function and appropriately manage a major infrastructure asset, there needs to be an allocation of responsibilities amongst staff (and staff divisions) who have the requisite expertise. For roadway infrastructure, the delineation of responsibility between the physical structure of the roadway and the traffic safety elements that principally affect driver behaviour is, in part, structural. It reflects a division of expertise between experts in traffic safety and experts in pavement, including within the consultant community. Generally speaking, for matters pertaining to surface friction, while traffic safety experts, like CIMA, are aware that low friction can in some circumstances present a safety issue, they do not have a deep understanding of the science of friction or of how to interpret friction test results. Also generally speaking, if pavement and materials experts (who specialize in asphalt mixes, aggregates, and design), like Golder, are conversant in friction testing and result interpretation, they do not necessarily know how to apply those results to the traffic safety context.

While this division of responsibilities within Public Works may be appropriate for other arterial roads and residential streets (which are beyond the scope of this Inquiry), it is not however, effective for the RHVP and LINC urban expressway corridor. The allocation of responsibilities related to the RHVP amongst various divisions, sections, and groups within Public Works, and the lack of a central authority for matters related to the RHVP (and the LINC), excluded any sense of collective responsibility for the safety of the RHVP as a whole. It also had the effect of creating a lack of accountability around certain RHVP-related matters, particularly where personnel in Engineering Services and Traffic disagreed or did not share information, expertise, or a common understanding about who was responsible for tasks.

### 12.3.2. The City's Approach to Traffic Safety

The Inquiry heard a considerable amount of evidence regarding various approaches to traffic safety. A principal finding from that evidence is that, given that there are many possible contributing factors to the accident experience on a highway or a segment of a highway, effective traffic safety requires a comprehensive consideration of all possible factors contributing to a particular accident experience.

A comprehensive traffic safety approach requires ongoing data collection and analysis and routine consideration of all factors that may contribute to collisions on a roadway, in order to assess and reduce collisions. These factors include highway geometry, the

location of interchanges and ramps, driver expectations, design and posted speeds, illumination, signage and roadside devices, pavement markings and other reflective safety devices, and the physical structure of the roadway, including the pavement structure.

The approach of the MTO, described in Chapter 3 and addressed in more detail below, is instructive. The MTO first requires that the aggregates used in the construction of its roads be pre-qualified. Second, the regional offices of the MTO regularly monitor accident statistics to identify issues such as abnormal collision experiences in the provincial road system, and then conduct a detailed investigation to isolate the potential contributing factors to such collision experiences, which may include, among other things, friction testing. On the basis of this investigation, the MTO then develops countermeasures that respond to the identified contributing factors.

In respect of the use of pre-qualified aggregates, as described in Chapter 2, the use of aggregate for the RHVP's stone mastic asphalt ("SMA") surface course that was not on the MTO's Designated Source of Materials ("DSM") list of pre-qualified materials raised concerns for Dr. Ludomir Uzarowski (Principal, Pavement & Materials Engineering, Golder), prior to and during paving. Dr. Uzarowski's lingering concerns with respect to the suitability of the aggregate and its frictional qualities was a factor that initiated the friction testing performed by the MTO on October 16, 2007, shortly before the RHVP opened to the public on November 17, 2007.

The RHVP and the LINC are the only freeway infrastructure projects built by the City. The City had no prior experience in designing and building high speed, high volume freeways, nor in developing an effective traffic safety program specific to an urban expressway. In the case of the RHVP, a comprehensive traffic safety program was necessary to address traffic safety adequately given the challenging driver experience of the roadway as it winds through the Red Hill Valley.

The City did not however have such a program at any point during the period relevant to the Inquiry, as evidenced by three important and missing elements.

First, while traffic statistics continued to be collected after 2011, the Traffic group did not have a regularized system for analyzing collisions and identifying potential contributing factors to accidents in high collision areas until the Annual Collision

Report program was restarted in 2017. As a result, the activity of the Traffic group was mainly reactive and *ad hoc* — that is, in response to particular issues raised by Council, the PWC, or public complaints — rather than pro-active in identifying areas of concern and determining potential contributing factors on a comprehensive basis, especially from 2013 to 2017.

Second, a comprehensive approach to traffic safety requires collaboration between the Traffic group and Engineering Services because the contributing factors, as well as the appropriate countermeasures, may involve matters that fall within the mandate of both. As further described below, the evidence suggests that Engineering Services staff, especially Gary Moore (Director, Engineering Services, Public Works, Hamilton),<sup>17</sup> did not view friction testing, illumination, or other elements that are relevant to a comprehensive traffic safety monitoring program through the lens of traffic safety or as part of Engineering Services' responsibilities for traffic safety purposes. Without an established program that included Engineering Services' engagement in respect of traffic safety elements that involved this division, Traffic focused its perspective and resources on particular traffic safety issues and countermeasures within the mandate of the Traffic group, emphasizing bad driver behaviour, in particular excessive speed, rather than a more comprehensive view that also included the additional potential contributing factors described above.

Third, while it is important not to place inordinate emphasis on friction as a potential contributing factor to accidents on the RHVP, understanding friction demand and its possible contribution to collisions is one aspect of a comprehensive traffic safety program.

Further, there were no policies, practices, or shared understanding by which Traffic could require Engineering Services to conduct friction testing on areas of concerns on the RHVP identified by Traffic and to provide those results to Traffic.

---

<sup>17</sup> Mr. Moore was the Director of the Engineering Services division in Public Works from 2009 until May 2018.



### 12.3.3. Issues with the 2013 and 2015 CIMA Projects<sup>18</sup>

The engagement and work of CIMA for the 2013 CIMA Report and the 2015 CIMA Report would have benefitted from collaboration between staff from Traffic and Engineering Services, which would have allowed for a comprehensive traffic safety approach. Instead, these projects exhibited a lack of a shared responsibility and collective engagement between Engineering Services and Traffic. This was evidenced by the lack of a project charter, a failure to ensure that CIMA received the information it needed, a lack of buy-in to implement CIMA's recommendations on Engineering Services' part, and staff reporting to the PWC that did not reflect a comprehensive view of the factors contributing to the collision experience on the RHVP. Each of these elements is discussed below.

#### *12.3.3.1. Lack of Project Charter or An Appropriate Project Team*

Neither the 2013 CIMA Report project nor the 2015 CIMA Report project had a project charter in place that required the contributions of both Traffic and Engineering Services with clarity on individual roles and respective responsibilities, or a steering committee of senior decision-makers. Ms. Baker, the Inquiry's governance expert, indicated that best practices dictate the use of a project charter, along with the involvement of senior staff members in high profile issues and on steering committees designated by the project charter to resolve issues that cannot be settled at the project team level.

For the 2013 CIMA Report, Traffic first proposed that Traffic and Engineering Services would address signage and lighting separately. In the end, Traffic led the entire project, including retaining CIMA. Without a project charter or steering committee, there was a lack of standards or processes for clear communication for the 2013 CIMA Report project. City staff were not diligent in clarifying who had decision making power, who was responsible for each aspect of the project, and how those decisions would be communicated or documented. Although Mike Field (Project Manager, Street Lighting & Electrical Engineering, Geomatics & Corridor Management, Engineering Services,

---

<sup>18</sup>The Inquiry heard a significant amount of evidence about RHVP-related matters prior to Mr. Moore's receipt of the Tradewind Report in January 2014. Although this time period is not directly applicable to answering the questions posed in the Terms of Reference, it provides important context for the events that occurred after receipt of the Tradewind Report in January 2014.

Public Works, Hamilton) was assigned to the City's internal 2013 CIMA project team, he did not participate meaningfully in the oversight of the 2013 CIMA Report, despite illumination being a central issue in that project. He also did not act as a liaison with other divisions of Engineering Services, which is perhaps unsurprising given his expertise in lighting and his junior status. Mr. Field considered himself a mere "stakeholder" in the project. In contrast, Traffic staff on the project believed that Engineering Services, and specifically Mr. Field with his expertise in lighting, were responsible for responding to the lighting components of the motion and any related recommendations to the PWC.

There was also no project charter for the 2015 CIMA Report project and no one from Engineering Services was included in the project team, despite the fact that Traffic gave CIMA express direction to consider illumination of the RHVP mainline as part of its work in 2015 and CIMA had made recommendations in 2013 that were within Engineering Services' scope, including application of high friction pavement on one ramp, lighting on certain ramps, and friction testing.

#### *12.3.3.2. Lack of Information Sharing*

As a division, Engineering Services did not take joint responsibility for providing input, supervision, or active support for the outcome of the 2013 CIMA Report and 2015 CIMA Report projects.

CIMA did not receive information that was within the control of Engineering Services in 2013 regarding the design of the RHVP, speed data from the permanent count stations on the RHVP, or full and complete documentation about the prior RHVP Environmental Assessment ("EA"). Although there were no material consequences from this lack of information in 2013, the significance of incomplete information became more serious in CIMA's later engagements. In addition, CIMA limited the scope of its mandate in respect of illumination in the 2013 CIMA Report after Mr. Moore provided Brian Malone (Partner, Vice-President, Transportation, CIMA) with incorrect information that lighting was prohibited on the RHVP. Neither Mr. Moore nor Mr. Malone shared this information with City staff on the 2013 CIMA Report project team.

In 2015, CIMA did not receive accurate information regarding whether CIMA's 2013 recommendation for friction testing had been completed. This information was within

Engineering Services' control. In August 2015, Mr. Moore provided Mr. Malone with a summary of the 2007 MTO and 2013 Tradewind friction testing, indicating that the information was "not for republication". Mr. Moore incorrectly advised that both sets of friction testing were completed by the MTO. Mr. Moore also later reported to CIMA and Traffic staff in October 2015 that friction testing had been done and the results were satisfactory, which was not correct. Neither circumstance appears to have prompted Mr. Moore to carefully read the Tradewind Report. As a result, in 2015, CIMA did not have the benefit of the full content of the results and recommendations in the Tradewind Report, nor of Golder's summary of the Tradewind Report and recommendations in the 2014 Golder Report to mill and overlay and microsurface the RHVP to address the top down cracking that Golder had identified, which would also address the "relatively low" friction. CIMA also proceeded in the 2015 CIMA Report on the basis of an incorrect assumption regarding the design speed of the parkway in the absence of a correction by Mr. Moore.

*12.3.3.3. Lack of Collaboration During Report Finalization and Implementation of Countermeasures*

The Traffic group did not meaningfully collaborate with Engineering Services on the finalization of the 2013 CIMA Report or the preparation of the staff report to Council on this project. It does not appear that Traffic staff spoke to anyone in Engineering Services except Mr. Field about CIMA's 2013 recommendations generally, or discussed CIMA's recommendations for friction testing or the application of a high friction pavement surface on a particular ramp with anyone in Engineering Services before Traffic presented its report to the PWC. The 2013 staff report in connection with the 2013 CIMA Report contained only vague commitments by Traffic to consult with Engineering Services regarding the implementation of the countermeasures that required involvement from Engineering Services. To the extent that Geoff Lupton (Director, Energy, Fleet & Traffic; Corporate Assets & Strategic Planning, Public Works, Hamilton) discussed the recommendations with Mr. Moore after filing the staff report, this resulted in a direction to CIMA (with which CIMA obliged) to revise the 2013 CIMA Report to reflect the "phased approach" set out in Traffic's staff report, which deferred the implementation of CIMA's limited recommendation for illumination at certain interchanges.

There was no central tracking system for CIMA's recommendations in the 2013 CIMA Report or the 2015 CIMA Report, which Ms. Baker opined is a regular practice employed by other municipalities. After 2013, the Traffic group's updates focused primarily on the implementation of signage and pavement marking countermeasures within their control. Engineering Services never took responsibility for the items within its mandate — friction testing, the application of a high pavement friction on one ramp, and assessing enhanced illumination — within the project team or formally before the PWC, and Traffic did not view it as their responsibility to ensure that all of CIMA's countermeasures approved by the PWC were implemented or reported in staff updates to Council or Committee. Without a clear project charter with senior staff from both sections, no division in Public Works took carriage of these items. Effectively, Traffic deferred countermeasures that fell under Engineering Services to Engineering Services' discretion, for implementation on Engineering Services' timetable.

The Traffic group also did not meaningfully collaborate with Engineering Services on the finalization of the 2015 CIMA Report project. Traffic staff — specifically, David Ferguson (Superintendent, Traffic, Hamilton) and Martin White (Manager, Traffic, Hamilton)<sup>19</sup> — sought Mr. Moore's input on the recommendations in the 2015 CIMA Report, but only after CIMA was well into its work and report drafting, and had already identified its draft recommendations. They sought Mr. Moore's input on the draft staff report in September 2015, arranged a meeting with Mr. Moore and CIMA in early October 2015, and provided him with a copy of the draft 2015 CIMA Report in late October 2015. At each turn, Mr. Moore challenged the feasibility and/or usefulness of the recommendations relating to lighting, friction, and rumble strips. Mr. Moore proposed deleting the section of the 2015 CIMA Report in which CIMA explained that friction plays a "vital role" in enabling drivers to control and maneuver their vehicles in a safe manner, and that the City could consider friction testing on the RHVP in both wet and dry surface conditions in light of the high proportion of wet surface collisions and single motor vehicle ("SMV") collisions on the parkway. His comments and conduct made clear to Mr. Ferguson and Mr. White — both junior in position to him in another division — that he was not supportive of these recommendations.

---

<sup>19</sup>Both Mr. Ferguson and Mr. White were in the Traffic Operations & Engineering group in the Corporate Assets & Strategic Planning division of Public Works.

Mr. Moore suggested that the matter should be discussed at the Department Management Team (“DMT”) meeting of senior directors and the General Manager of Public Works. It is unclear if any meetings occurred amongst Gerry Davis (General Manager, Public Works, Hamilton), John Mater (Director, Corporate Assets & Strategic Planning, Public Works, Hamilton), and Mr. Moore or other Public Works directors around this time. It is also unclear if Mr. Lupton (to whom Mr. White and Mr. Ferguson reported) escalated this issue to Mr. Mater (to whom Mr. Lupton reported) or to Mr. Davis, but the Inquiry received no evidence to suggest that anyone at his equivalent director level or above took steps to address the fact that Mr. Moore did not appear willing to accept CIMA’s recommendations.

Instead, Traffic staff asked the PWC to direct staff to implement the recommendations that CIMA had identified as short term in the 2015 CIMA Report, all of which were within Traffic’s scope, apart from friction testing. The staff report identified friction testing as a medium term (2 to 5 year) recommendation and rumble strips, median barriers, and end-to-end illumination as long term recommendations. All of these matters were within the scope of Engineering Services. The staff report recommended that PWC defer the medium term and long term options pending the outcome of the City’s Transportation Master Plan (“TMP”) update which would address the potential widening of the RHVP and LINC.

There was no basis to list friction testing as a medium term countermeasure; it had no connection to the widening of the RHVP. CIMA had made clear that friction testing, which was intended to assess whether current friction levels were a contributory factor to the wet surface collisions occurring on the RHVP and to establish a baseline friction level for comparison purposes, was a short term measure. In my view, this approach was adopted by one or more of Mr. Ferguson, Mr. White, Mr. Lupton, and Mr. Mater to avoid a confrontation with Mr. Moore regarding the merits of these countermeasures. As a result of the division of responsibility for, and deferral of, the medium and long term countermeasures, none of the work that Engineering Services would be responsible for had to be completed (or even considered) pending the outcome of the TMP, which was on an unknown timeline.

#### 12.3.3.4. *Incomplete Reporting to the PWC*

Inadequate information was provided to Council about the RHVP as a result of Traffic staff's focus on particular traffic issues rather than a comprehensive traffic approach, Engineering Services' lack of engagement with RHVP safety, and Mr. Moore's resistance to some of CIMA's recommendations.

Ms. Baker opined that there is nothing inherently wrong with City staff undertaking to summarize a consultant's findings for Council, rather than appending lengthy or complex consultant reports to staff reports. However, where staff undertake this work, they must come to "the task as an honest broker and present the consultant's findings fairly and accurately" and should provide the consultant with an opportunity to review staff's summary of their report and confirm its accuracy. In Ms. Baker's opinion, asking a consultant who has prepared a lengthy or technical consultant's report to prepare an executive summary that could be appended to the staff report is a best practice that allows consultants to speak for themselves and prevents misunderstandings and misrepresentations about the content of consultants' reports. Further, all members of Council and Committees should have equal access to and be provided material for Council or Committee meetings, including any consultant reports, at the same time, save in exceptionally limited and rare circumstances.<sup>20</sup>

---

<sup>20</sup> As Ms. Baker explained in her report, City staff have an obligation to be impartial and independent, and to provide their best professional advice to Council. Sharing information that is relevant to all councillors with a subset of Council can lead to preferential treatment or the perception of preferential treatment for some councillors, which can in turn damage the credibility and transparency of City staff. The Inquiry heard evidence that Public Works staff would meet with the councillors understood to be most interested in the RHVP subject-matter due to the parkway's geographic proximity to their wards. In 2013, Mr. Ferguson met with select councillors to review the draft 2013 CIMA Report. Ms. Baker opined that this was not a best practice as individual councillors have no authority to request briefings or act outside the body of Council on the issue, and disclosing draft staff reports to individual councillors could lead to the appearance of political interference in the recommendations and conclusions of staff. In matters of public safety, including matters of traffic safety, it is important that all councillors consider themselves equally vested with responsibility. Procedures which involve reliance on the judgment of particular councillors or deference to the views of particular councillors by virtue of the geography of their wards rather than any particular knowledge should be avoided. However, as this matter does not relate directly to the Inquiry's mandate and the Inquiry received no evidence that the practice continued after 2013 or continues at the present time, I provide a summary of Ms. Baker's views on the matter only.

Staff did not meet these best practices in respect of their reporting to the PWC and Council on the 2013 CIMA Report and the 2015 CIMA Report. The 2013 CIMA Report was not provided to the PWC. The 2013 CIMA Report and the staff report both stated that the RHVP was “operating safely”, which is overly broad, given that CIMA had assessed a specific study area of the RHVP, rather than the entire RHVP. The staff report also did not reflect the totality of CIMA’s 2013 findings. The report did not reference the wet surface and SMV patterns identified by CIMA as a basis for the recommended countermeasures. It highlighted the signage and pavement marking countermeasures that Traffic intended to complete in the body of the report, but only set out the full scope and listing of CIMA’s recommendations in appendices to the staff report.

After some internal discussion, Traffic staff provided the 2015 CIMA Report to the PWC in advance of the PWC meeting on December 7, 2015, at which it was presented. However, staff’s recommendation report related to the 2015 CIMA Report was also not clear or complete.

The staff report emphasized driver behaviour as the primary contributing factor to collisions on the RHVP without providing the PWC with CIMA’s findings and conclusions in respect of other possible contributing factors. It omitted CIMA’s finding that approximately 50% of all collisions in the RHVP study area occurred in wet surface conditions, in proportions significantly higher than those observed in the City and in Ontario. CIMA’s finding, in full, was that the primary contributing factors to collisions on the RHVP might be a combination of high vehicle speeds and wet surface conditions exacerbated by the geometry of the roadway in certain locations, and that inadequate skid resistance, surface deficiencies, and/or hazardous maneuvers could be contributing to the high proportion of wet surface collisions on the RHVP, in addition to excessive speeds. Although the staff report briefly noted that the higher number of collisions than would be expected was a result of high vehicle speeds in combination with wet weather conditions, it did not reference geometry or inadequate skid resistance and it attributed the majority of collisions to “a direct relation to poor driving behaviour”. To that end, the staff report referred to the 500 vehicles per day travelling in excess of 140 km/h as confirmation of poor driving behaviour and reinforced the



point by stating that in many instances such behaviours would be considered “stunt driving” under the *Highway Traffic Act*.<sup>21</sup>

This focus on speed and lack of reference to the pavement surface or friction levels persisted at the meeting on December 7, 2015, in which the staff report on the 2015 CIMA Report was presented. During this meeting, Mr. Ferguson and another Traffic staff member presented. When Councillor Sam Merulla (Ward 4, Hamilton) raised a question about the quality of the asphalt on the RHVP, Mr. Ferguson’s responses to the PWC focused on the predicament that drivers put themselves in when speeding in wet weather conditions and advised that “[i]t has nothing to do with, that I’m aware of, the pavement – it’s the outright driver behaviour and the vehicle speeds.” Mr. Moore elaborated that “the asphalt that we’re using is not a low grade asphalt compared to that of the MTO” and that:

We did friction testing – the Ministry actually did the friction testing initially, to see how it was – [be]cause we have a little different mix than them – and found that it was at or above what they would normally find with their high grade friction mixes. And we subsequently did it five years after, so 2012-2013, and found that it was holding up exceptionally well, so we have no – we have no concerns about the performance of the surface mix.

As a result of the focus on speeding and the comfort Mr. Moore provided that the pavement was not contributing to collisions, the PWC was left with the impression that speeding was the principal, if not the exclusive, cause of collisions on the RHVP. The PWC’s directions at that meeting for staff to consider photo radar and install signs with speeding penalties and for police to conduct regular speed and aggressive driving enforcement reflect that view.

This explanation of collisions downplayed the significance of the high proportion of wet surface collisions and the factors, in addition to “excessive speed”, which CIMA had identified as contributing to such accidents. Given their familiarity with the 2015 CIMA Report, Traffic staff should have better explained the multiple possible contributing

---

<sup>21</sup> *Highway Traffic Act*, RSO 1990, c H.8.

factors identified by CIMA which affect the speed at which the RHVP becomes more challenging to drive in both the staff report and at the PWC meeting.

*12.3.3.5. Mr. Moore's Approach to the Mandate of Engineering Services*

Mr. Moore was a highly experienced engineer who had by far the most history with the RHVP, as well as significant expertise within the City on pavement structures and asphalt. However, he also had strong views which created difficulties in respect of the RHVP, as a result of Mr. Moore's maintenance of personal involvement in all matters of significance regarding the parkway.

In particular, Mr. Moore did not view traffic safety as being included within the mandate of Engineering Services. In his view, the RHVP was safe because it was built in compliance with applicable design standards and guidelines, including as it related to the geometry of the RHVP. Mr. Moore did not consider the possibility that a combination of factors could have contributed to an abnormally high accident experience on the RHVP, particularly under wet weather conditions. In 2015, without any evidence (and contrary to CIMA's findings), Mr. Moore dismissed the assertion that the collision experience was any different from comparable roadways. As such, from Mr. Moore's perspective, there was no need for significant changes to the RHVP to respond to traffic safety concerns, especially in respect of the pavement, illumination, or other changes that would have fallen to Engineering Services to investigate, program, or implement. Safety countermeasures — like signage or lane markings — were the responsibility of Traffic, and Engineering Services had no role in assessing those measures or providing information to assist Traffic in determining if such measures were appropriate.

With respect to friction testing, Mr. Moore did not consider that friction levels might have been a contributing factor to the accident experience on the RHVP in combination with other factors particularly under wet surface conditions. He also considered that disclosure of friction testing results should be avoided as it was likely to create legal liability concerns and believed that he was following the MTO in this practice.

More generally, Mr. Moore rebuffed or discouraged Traffic staff from following up on CIMA's recommendations in the 2015 CIMA Report regarding countermeasures

that fell within the mandate of Engineering Services – particularly friction testing, illumination, and median barriers.

On illumination, Mr. Moore actively worked to prevent serious consideration of illumination on the mainline RHVP starting in 2013. Contrary to Mr. Moore's repeated assertions that the RHVP was approved "specifically not to have lighting", CIMA determined in 2018 that there was no documentation, previous findings, or recommendations in the initial EA approvals that would preclude the implementation of continuous illumination along the facilities (being the RHVP and the LINC), but that changes to lighting would require significant studies and assessments.

Between 2013 and 2017, the PWC gave staff four different lighting-related directions given its continued concerns and in response to complaints of poor lighting. As Ms. Baker opined, as the Director of Engineering Services, whose division was responsible for lighting, Mr. Moore was certainly entitled to provide Council with his advice that full illumination could not be justified, given certain technical constraints, the cost, and any concern for liability and that it was therefore of no value for Council to continue to address it. However, he should have ensured his view was provided to the PWC in advance of the completion of the 2013 CIMA Report to allow the PWC to determine how, or if, they wanted staff to continue to address the issue of lighting on the RHVP.

Instead, Mr. Moore actively inhibited the discussion of full illumination in his interaction with Mr. Malone in respect of the 2013 CIMA Report and in his interactions with Traffic staff on CIMA's recommendation in the 2015 CIMA Report regarding lighting, and discouraged the PWC (unsuccessfully) from directing a lighting study in 2016. This was while CIMA's collision reviews in 2013 and 2015 had identified an atypically high proportion of non-daylight collisions, and CIMA concluded that illumination was warranted on the RHVP. The Lighting Study, finalized in 2019, revealed that non-daylight collisions had dropped to levels that were consistent with provincial averages, although the explanation for this change is not clear. Regardless, Mr. Moore delayed this full review, based on his views, without expert input and despite the concerns and directions of the PWC.

*12.3.3.6. Improper Dealings with Consultants*

A number of the practices of Public Works staff in respect of the scope and content of CIMA's reports, especially in 2013 and 2015, require comment.

Ms. Baker provided helpful evidence that consultants should be limited to providing priority of countermeasures based on their sense of urgency and any cost-benefit analysis as a best practice. Other conditions internal to the City, such as budgetary considerations or longer policy considerations, are more properly the subject of staff's recommendations to Committee and Council in their staff report(s) related to the consultant's report. In this case, City staff blurred the distinction between the role of consultant recommendations and staff recommendations in both 2013 and 2015.

In 2013, Mr. Ferguson, at the direction of Mr. Lupton after a discussion with Mr. Moore, asked CIMA to soften and stage the 2013 CIMA Report to reflect the "phased approach" to implementation of CIMA's proposed countermeasures that staff were recommending in their report to Council. CIMA made these changes, indicating in the 2013 CIMA Report that they were based on a consideration of "information from the City regarding funding and capital program/planning". Ms. Baker opined that if a consultant is making recommendations about phasing or priorities of implementation of their recommendations based solely on information provided by City staff, this should be clear in the consultant's report and/or staff report. It was entirely within staff's discretion to recommend a phased approach to the PWC and there was no need to request that CIMA adopt this same approach to bolster staff's recommendation.

In 2015, Traffic staff again asked CIMA to change its report to reflect staff's preferred timetable for countermeasure implementation. This request was more substantive than the request in 2013. In the draft 2015 CIMA Report, CIMA had provided its recommendations to complete friction testing as a short term measure, albeit with the timeframes being undefined. As noted above, Traffic staff decided to list friction testing as a medium term (2 to 5 year) countermeasure in their staff report and asked CIMA if it would make friction testing a medium term recommendation in its own report. After internal discussions within CIMA, CIMA chose not to change friction testing from a short term to a medium term countermeasure in the 2015 CIMA Report. City staff did not identify the difference between CIMA's recommendation and staff's recommendation in the associated staff report, as Ms. Baker opined was a necessary

and best practice. Staff did, however, append the 2015 CIMA Report to the staff report, which gave the PWC the information required to question staff's recommended timing for friction testing.

Also, it is critically important that staff provide any consultant that is engaged for the purpose of examining an issue of public safety with complete and accurate information. As described above, Mr. Moore not only did not provide CIMA with the Tradewind Report for the purposes of the 2015 CIMA Report, but he also provided incorrect information to Mr. Malone in August 2015 regarding the friction testing that had been conducted on the RHVP in 2013. In addition, Mr. Moore, although personally involved with the design and construction of the RHVP, did not correct CIMA's erroneous assumption in the 2015 CIMA Report that the design speed for the RHVP was 110 km/h.

#### 12.3.4. The Tradewind Report and 2014 Golder Report

##### 12.3.4.1. *The Tradewind Report was Credible and Reliable*

The Tradewind Report's detailed observations and conclusions are set out in Chapter 6 and will not be repeated in this section. Given the fact that the discovery of the Tradewind Report by Gord McGuire (Director, Engineering Services, Public Works, Hamilton),<sup>22</sup> and the attention paid to it as a consequence, was the triggering event for this Inquiry, it is necessary to address whether the Tradewind Report was credible and reliable when it was delivered to Mr. Moore in 2014.

Dr. Flintsch affirmed that the Tradewind methodology and results were sound. No expert challenged this. The evidence before the Inquiry satisfies me that the Tradewind Report was credible and reliable when it was delivered to Mr. Moore in 2014.

The question remains, however, whether the Tradewind friction testing results could be applied in a meaningful manner given that it referred to a UK standard. The Tradewind Report contained the following concluding recommendation following its recitation of the test results and application of the UK standard to those results:

---

<sup>22</sup> Mr. McGuire was the Director of the Engineering Services division in Public Works as of June 2018.

[t]he overall friction averages as measured by the GripTester on the designated lanes and sections of the Red Hill Valley Parkway were below or well below the same UK Investigatory Level 2. The overall low levels and the variability of friction values along the length of the Parkway indicate the need for a further examination of the pavement surface, composition and wear performance. It should be noted that, in addition to the overall low average Grip Number levels on this facility, there are some localized sections with quite low friction values, reaching 27-30 in several areas. We recommend that a more detailed investigation be conducted and possible remedial action be considered to enhance the surface texture and friction characteristics of the Red Hill Valley Parkway, based on the friction measurements recorded in the current survey.

This was a clear recommendation. It was unambiguous. It was not, as suggested by Mr. Moore and later repeated by others, inconclusive. Although the Tradewind Report applied an outdated UK standard, the results were still below the UK investigatory levels applying the correct UK standard.

Mr. Hein and Dr. Flintsch both testified that one cannot simply import friction standards from foreign jurisdictions to form the basis of a friction management program in Ontario. However, Dr. Flintsch was also of the opinion that the standard in the Tradewind Report could still be applied as a “good reference” in this individual case and it therefore ought to have sparked a further investigation.

In Dr. Flintsch’s opinion, if one was not familiar with the GripTester or was unsure about applying the UK standard, that investigation ought to have included further testing using a device that was familiar, such as the locked-wheel tester. Further, regardless of whether such further testing was done, an appropriate investigation would have involved determining whether the friction demand may be exceeding the available friction by reviewing the geometry, speeds, traffic, and the collision history, particularly respecting the proportion of wet road collisions.

Mr. Hein’s testimony was not substantially different from Dr. Flintsch’s evidence. He acknowledged in his oral testimony that the Tradewind recommendation was reasonable given the results. Mr. Hein also acknowledged that, had he received the

Tradewind Report in early 2014, he would have recommended a further investigation as Tradewind had. In addition, he would have recommended locked-wheel friction testing be conducted because he was more familiar with that device and how to interpret its results.

#### *12.3.4.2. Mr. Moore's Receipt and Understanding of the Tradewind Report*

Mr. Moore engaged Golder to have friction testing conducted in 2013 after discussions in September 2013 amongst Roads & Maintenance staff,<sup>23</sup> Traffic staff, and Mr. Moore after a significant rainstorm. Roads & Maintenance staff expressed concerns about the slipperiness of the RHVP in wet conditions. Mr. Moore asserted that the SMA surface course on the RHVP exceeded all MTO criteria, but agreed to obtain friction testing for the express purpose of defending litigation claims that might arise in the future. He also indicated that he would let his colleagues know when he received the results.

As described in Chapter 6, Mr. Moore received a summary of Tradewind's friction testing results in January 2014 in an email from Dr. Uzarowski (the "January 2014 Uzarowski Email").<sup>24</sup> He also received a copy of the Tradewind Report as an appendix to the 2014 Golder Report in February 2014. However, Mr. Moore did not read the Tradewind Report when he received it and did not read it in any detail until December 2015 or January 2016, after he provided his comments to the PWC on December 7, 2015 (set out above).

After receipt of these reports in February 2014, Mr. Moore came to the incomplete and erroneous understanding that the average friction values from the 2007 MTO testing and the average friction values from the Tradewind Report set out in the January 2014 Uzarowski Email were an "apples to apples" comparison. He also understood that Golder recommended either a mill and overlay of the SMA to remedy longitudinal top down cracking Golder had observed or, in the alternative, and at a minimum, a mill and overlay of the sections with cracking and a rout and seal of the remaining sections

---

<sup>23</sup> These staff were responsible for operations and maintenance and were on the RHVP during the storm.

<sup>24</sup> As described in Chapter 6, the January 2014 Uzarowski Email also included a summary of the MTO 2007 friction testing results and attached spreadsheets from the MTO 2007 testing and a paper on SMA early age friction.



followed by a single layer of microsurfacing. The mill and overlay and microsurfacing would also address the issue of relatively low friction on the RHVP.

Notwithstanding that Mr. Moore was not aware of this, Mr. Moore should have understood from the words in the body of the 2014 Golder Report, which he read in January or February 2014, that Golder was of the view that the friction levels for at least some sections of the RHVP were relatively low. From the Tradewind Report, if he had read it, he would also have understood that Tradewind was of the view that these levels warranted further investigation and potentially remediation.

Mr. Moore's failure to carefully review the Tradewind Report from January 2014 to December 2015 was a significant lapse of his duty as Director of Engineering Services and as the *de facto* project manager on the 2014 Golder Report project, in light of the statements he made during this period to the PWC, his colleagues, and Mr. Malone, described below.

Mr. Moore did not act on Golder's recommendations in the 2014 Golder Report after January 2014. Mr. Moore considered Golder's advice through the lens of what he cared about: the surface of the pavement. He was not interested in conducting any surface treatment(s) that might improve friction unless it also addressed his principal concern of maintaining the integrity of the pavement surface. Mr. Moore received Golder's recommendation for a mill and overlay and/or microsurfacing as part of Golder's analysis that the RHVP pavement had some cracking. He understood this recommendation as a pavement surface recommendation that was not urgent to complete. His failure to consider the traffic safety implications of "relatively low" friction values reveals how narrowly he viewed his role.

As described in detail in Chapter 7, on or around December 17, 2015, ten days after the December 2015 PWC meeting referenced above, Mr. Moore sent a condensed version of the January 2014 Uzarowski Email back to Dr. Uzarowski. Dr. Uzarowski sent Mr. Moore a standalone electronic copy of the Tradewind Report, which did not have a draft watermark (the "December 2015 Uzarowski Email") and advised that he would look at some standards or anticipated values.

Around this time, Mr. Moore first read the Tradewind Report in any detail, asked Dr. Uzarowski to obtain information regarding the applicability and utility of the results, and

came to the view that the Tradewind Report was “inconclusive” because it referenced a UK standard.

While waiting for further information from Dr. Uzarowski, Mr. Moore discussed friction testing with his colleagues twice. First, on February 16, 2016, Mr. Moore instructed Mr. Ferguson to advise a local Hamilton community group, the Lakewood Beach Community Council (“LBCC”), that Engineering Services would complete friction testing in 2016. This was in response to the LBCC’s request to Council that friction testing be treated as a short term safety option consistent with the 2015 CIMA Report, rather than a medium term safety option as staff had recommended. Mr. Moore did not have Engineering Services complete friction testing in 2016 further to this commitment.

Second, on February 25, 2016, after the Public Works directors were notified via email about an unrelated delegation request that the LBCC made to the PWC, Mr. Moore emailed Mr. Lupton and Mr. Ferguson (which Mr. Lupton later forwarded to Mr. White), in which he stated:

FYI – Some roughness/skid resistance/friction testing has been done. However I’m still trying to get the analysis for it and to put it into context ( like how does this compare to other highways of similar type. ) MTO is very guarded of this information and does not share numbers due to liability and concerns they will form part of a legal action. We should be similarly wary!

By this time, the testing Mr. Moore was referring to could have been any or all of the 2007 MTO testing, the 2013 Tradewind testing, or the 2016 Golder inertial profiler testing (discussed in Chapter 7).

In March 2016, Dr. Uzarowski told Mr. Moore there was no clear correlation between results from a GripTester and results from a locked-wheel tester, and indicated that the Tradewind GripTester numbers, although numerically higher than the MTO locked-wheel numbers, were not indicative of the Tradewind results being either “better” than the MTO’s prior results, or satisfactory. Dr. Uzarowski also made recommendations to Mr. Moore for pavement remediation techniques — microsurfacing and shotblasting — that could address low friction, although their subsequent discussions revealed

some talking at cross purposes on this point and Mr. Moore ultimately declined to consider these techniques.

From that point in time, Mr. Moore had the information necessary to understand the Tradewind Report, and had no basis to discount or dismiss the findings and recommendations in the Tradewind Report.

There were no City by-laws that required disclosure of the 2014 Golder Report or Tradewind Report to Council or the PWC in 2014 or 2016. Not all consultant reports had to be reported to Council. However, in light of the circumstances and the evidence of both Dr. Flintsch and Mr. Hein, at a minimum Mr. Moore should have ensured further investigation into the pavement condition was completed to understand the circumstances resulting in the low friction levels.

Even if Mr. Moore had remaining questions about the applicability in Ontario of the UK standard referenced in the Tradewind Report, Mr. Moore should have provided the Tradewind Report and any information he had about how to interpret the Tradewind test results to his colleagues in Traffic, at the very latest, by March 2016 in order that they could determine whether the friction levels were of significance for traffic safety on the RHVP. Mr. Moore's reservations, if any, should not have precluded his provision of the Report to Traffic staff. There were options for further investigation, including further locked-wheel testing, that would have addressed those questions, and which he could have discussed with Traffic.

In April or May 2016, the Asset Management division of Engineering Services decided to consider rehabilitation of the RHVP in 2017. Mr. Moore testified that he thought friction levels on the RHVP would be improved by rehabilitation automatically, provided proper high friction mixes were used, although he was not under the impression that friction on the RHVP needed to be improved in 2016. I agree that rehabilitation likely would have improved friction levels on the RHVP, if the right materials and treatment were used. However, this did not relieve Mr. Moore of his obligation to provide the Tradewind Report to Traffic. Even if Mr. Moore saw no utility in the Tradewind Report from his perspective (which focused on the state of the RHVP pavement), or discounted its findings, the Tradewind Report should have been made available to Traffic with that commentary, to enable it to fulfill its mandate.

As set out below, the rehabilitation shifted to resurfacing, initially a mill and overlay and later to consideration of hot-in-placing recycling (“HIR”), all of which extended the timeframe for resurfacing significantly.

### 12.3.5. Engineering Services Considers Rehabilitation and Then Resurfacing

The considerably higher volume of traffic on the RHVP than originally forecast alone may have justified rehabilitation measures earlier than anticipated. I cannot conclude if Mr. Moore’s knowledge of the Tradewind Report or the 2014 Golder Report played any role in triggering the decision of the Asset Management division of Engineering Services to consider rehabilitation of the RHVP in 2016, ahead of Mr. Moore’s previously conveyed date of 2021 for the first “wholesale resurfacing” of the RHVP. I received no evidence on which to conclude that it did, or that anyone else in Engineering Services was aware of the Tradewind Report’s existence or contents in 2016. As described below, however, Mr. Moore made various misrepresentations to the media on this issue.

In 2017, Engineering Services shifted from considering a surface treatment rehabilitation of the RHVP to conducting a more extensive mill and overlay resurfacing of both the RHVP and the LINC, with work anticipated to commence in 2018, likely strictly for financial reasons. There is no evidence that the shift to a complete resurfacing of the RHVP was specifically motivated by the friction levels on the RHVP or any concern for traffic safety associated with RHVP friction levels on the part of anyone in Engineering Services. Either option would have increased the friction levels on the RHVP, if the right materials and treatment were used.

In 2017, Asset Management asked for input from the Traffic group to identify items to be included in the scope of resurfacing. As a result of two fatal cross-median collisions on the RHVP in January and February 2017, Mr. Ferguson directed staff in the Traffic group to conduct an internal collision review focused on crossover collisions. Based on collision hot spots on the RHVP from Dartnall Road to King Street, Mr. Ferguson and Mr. White sought to include the installation of median barriers in those areas in the scope. Richard Andoga (Senior Project Manager, Infrastructure Programming, Asset Management, Engineering Services, Public Works, Hamilton) resisted this request. When Mr. White and Mr. Ferguson escalated this disagreement to Mr. Mater,

he advised his staff to remove their request for the installation of median barriers because that issue had been deferred pending the TMP, which in 2017 was not yet complete.

I recognize the budgetary pressures municipalities face, and the efficiencies of implementing countermeasures in a rational manner (that is, installing medians as part of a larger road widening assessment). That said, this was an example of Traffic being proactive in assessing collision hot spots and recommending a specific countermeasure to remedy it. However, this issue was not brought to Council, at least in part, because Traffic staff had deferred medium and long term countermeasures from the 2015 CIMA Report to deal with Mr. Moore's views regarding the merits of these countermeasures. Mr. Mater considered the matter closed pending the outcome of the TMP as a result.

#### 12.3.6. Traffic's Requests for Friction Testing Results

As noted above, Mr. Moore should have given a copy of the Tradewind Report and any information he had about how to interpret Tradewind's friction testing results to his colleagues in Traffic, at the very latest, by March 2016. If he had reservations about the Tradewind Report, he should have provided the report and explained his reservations to his colleagues when he did so. As Ms. Baker explained, although an individual or team within an organization may have control of certain information, transparency, collaboration, respect for different roles that are relevant to the same asset are foundational to an effective and efficient organization. Mr. Moore had no justifiable basis for withholding the Tradewind Report and/or the friction testing results from Traffic. It was not his role to determine if the Tradewind Report was reliable or useful from a traffic safety perspective, but to share the report with Traffic to ensure that they could fulfill their own mandate concerning the RHVP.

CIMA recommended friction testing in 2013 and 2015, indicating in both instances that this testing was important for traffic safety purposes. Given CIMA's findings and recommendations in the 2013 CIMA Report and the 2015 CIMA Report, Traffic staff had a traffic safety obligation to seek information to confirm whether or not the pavement surface played a role in the collision experience on the RHVP that CIMA had identified. Although Engineering Services had arranged the friction testing with Golder, assessing the traffic safety implications of the friction results fell to Traffic.

Traffic staff should have asked for a copy of the friction testing results promptly after Mr. Moore told CIMA and Traffic staff that he had friction testing conducted and the results were satisfactory at a meeting in October 2015, and after Mr. Moore commented to the PWC in December 2015 that friction testing was done and the pavement was holding up exceptionally well. When Mr. Moore advised in February 2016 that he had received “[s]ome roughness/skid resistance/friction testing” which he was “trying to get the analysis for it and to put it into context”, Traffic should have followed up with Mr. Moore to obtain a copy of these results and more information within a reasonable period of time.

The evidence I heard from Traffic staff, particularly Mr. White and Mr. Ferguson, suggested that Traffic staff had asked Mr. Moore for friction testing results on multiple occasions and had not received them. I also heard evidence that Traffic relied on Mr. Moore’s February 2016 email, in which he stated that he had done friction testing but was waiting on analysis, and also on Mr. Moore’s statements over time that friction testing had been conducted when, in March 2017 and January 2018, Traffic provided updates to Council in which they listed friction testing as a completed countermeasure. I also heard evidence that Mr. Moore made various statements to Traffic staff about the reliability of the Tradewind Report over time, although the contents and timeframe for those statements was not clear in the evidence. Although their requests were not in writing, I accept that one or more Traffic staff made at least one verbal request for these results to Mr. Moore between the December 2015 PWC meeting and the end of 2017.

However, no one in Traffic pressed for a copy because they believed pavement fell within the purview of Engineering Services and relied on Mr. Moore’s statements about the testing. Although municipal staff can, and should be, permitted to rely on assurances given by other staff members, particularly where those giving the assurances are senior staff within the organization, that reliance can only extend to circumstances where the receiving staff does not require access to the underlying information for their work. Here, Traffic staff received neither a copy of the friction testing results they required, nor a clear statement from Mr. Moore about the results and/or Mr. Moore’s view on the results (that is, whether Mr. Moore viewed them as satisfactory, unsatisfactory, or inconclusive). In the absence of a clear and consistent response from Mr. Moore, Traffic staff should have pressed to receive a copy of the friction testing results, and if, upon receipt, they felt unable to evaluate friction testing

results, they should have taken steps to understand their significance, including retaining CIMA or another expert.

In 2017, Dan MacKinnon (General Manager, Public Works, Hamilton) made efforts to coordinate the activities of Traffic and Engineering Services with respect to the RHVP. These included a meeting with senior staff from various divisions in May 2017 focused on the RHVP and Mr. McKinnon's creation of the Parkway Coordination Committee (later renamed the Parkway Management Committee) comprised of staff from Traffic and Engineering Services, which formalized into regular meetings as of mid-2018, for the purpose of information-sharing of the work being conducted by each group. During this timeframe, there was an elevated interest in friction testing from the media and a specific request from a councillor for the friction test results, described below and in Chapter 8, both of which Traffic staff were aware of. By this time, Traffic staff should have taken a proactive approach to obtain the RHVP friction testing results in order to be in position to answer whether inadequate friction levels were contributing to collisions.

Mr. White certainly noted Mr. Moore's lack of information sharing in the spring of 2017, in the context of a councillor's request for friction testing results that bounced by email amongst numerous City staff within the Asset Management, Construction, and Design sections in Engineering Services, as well as Mr. White and Mr. Ferguson in Traffic, all of whom stated that they did not have friction testing results. In June 2017, at the same time these emails were circulating, Mr. White sent Mr. Mater (who was Mr. White's director) two emails in response to the councillor's efforts to locate friction testing for the RHVP. Mr. White testified that he hoped Mr. Mater would take action in response to address "a continuing theme" of "people asking for the results of the friction testing and having no results", but he did not directly request assistance from Mr. Mater in this respect in his emails. Mr. Mater did not view Mr. White's emails as a request for him to deal with this issue. Ms. Baker's opinion was that miscommunication about escalation may be prevented by a policy or standard practice that encourages clear requests for supervisor intervention.

Instead of seeking to obtain the friction test results and assess their relevance from a traffic safety perspective, the focus of Traffic's work in 2017 and into 2018 was on working with the Hamilton Police Service to reduce speeding, and working reactively to respond to another motion of the PWC in August 2017 to study the feasibility and



safety benefits of reducing the speed limit on the LINC and RHVP from 90 km/h to 80 km/h, which became the Speed Limit Study.

That said, I recognize that in January 2018, Traffic staff recommended to the PWC that an annual detailed collision analysis of the RHVP and LINC and an annual traffic count program (as part of the Hamilton Strategic Road Safety Program Annual Report) be completed, and took steps to further understand how the RHVP and LINC collision rates compared to other similar highways. However, Traffic staff continued to focus and to report to the PWC that speed was the primary contributing factor to collisions, a conclusion with which CIMA concurred. They were missing key information, which Traffic was aware was in Mr. Moore's possession and had not been provided to them, that might have allowed for a more comprehensive understanding of the factors contributing to collisions on the RHVP.

#### 12.3.7. Misrepresentations to the Media about Friction Testing

As discussed above, in May and June 2017, Nicole O'Reilly (Reporter, Hamilton Spectator) and a councillor (prompted by a request from Ms. O'Reilly) both asked to receive a copy of friction results for the RHVP. None of the staff copied on the councillor's email, aside from Mr. Moore, had the friction testing results. There is no evidence that Mr. Moore provided them to the councillor and it is clear that he did not provide them to Ms. O'Reilly.

Mr. Moore spoke to Ms. O'Reilly for an article which was published in July 2017. In it, Mr. Moore made inaccurate statements regarding the year that Tradewind conducted friction testing, his receipt of a full and final report from Tradewind, and the results being inconclusive. Mr. Moore told Ms. O'Reilly that the City had done friction testing after the 2015 CIMA Report, that there was no formal report of the friction testing, only an "informal chart sent in an email in December 2015", that the friction testing was "not fulsome", and the results were "inconclusive". He also told Ms. O'Reilly that "instead of doing further testing, as was recommended, the city decided to repave". Variations of these statements appear in subsequent media articles over time. Mr. Moore also repeated statements like this over time to his colleagues, as described below.

Mr. Moore had an obligation to ensure that he was accurate in his communications with the media (or to correct any material errors), and he failed to satisfy his obligations on this occasion.

Mr. Moore also told Ms. O'Reilly that "[n]o one ever releases (that type of) information... because it's the first thing anybody (would use in a) lawsuit." Leaving aside the veracity or propriety of making such a statement, it was prophetic. In the weeks that followed, several requests were made to locate and produce the friction test results in ongoing RHVP litigation.

This prompted a law clerk from Shillingtons LLP, the City's external legal counsel on a claim arising from a collision on the LINC, to ask Mr. Ferguson for a copy of the friction testing results. Mr. Ferguson directed the law clerk to Mr. Moore, but did not otherwise follow up, despite Traffic's past requests for these results and Mr. Ferguson's knowledge of the councillor's recent requests for them. On a call in August 2017, Mr. Moore gave the Shillingtons' law clerk information about the MTO testing, the SMA early age low friction issue, the Tradewind testing, and the proposed resurfacing of the RHVP in 2018/2019. He also sent her a stand alone copy of the Tradewind Report.

#### 12.3.8. Consideration of HIR

In 2017, Mr. Moore began to focus increasingly on the City's light rail transit ("LRT") project. Effective January 1, 2018, Mr. Moore and Mr. McGuire, who was then the Manager of Geomatics & Corridor Management, began sharing the role of Director of Engineering Services. Mr. Moore remained responsible for the Design, Construction, and Waterfront Development sections within Engineering Services, while Mr. McGuire assumed oversight of the Asset Management and Geomatics sections. Mr. McKinnon testified that this decision was largely driven by his desire to lighten Mr. Moore's "extreme" workload. It also provided Mr. McGuire with an opportunity to gain additional experience in anticipation of Mr. Moore's eventual retirement.

The result was that Mr. Moore's involvement in Engineering Services' projects reduced in the months before his retirement in May 2018. However, during 2018, he continued to play an active role in respect of the RHVP resurfacing project and was a driving force in Engineering Services' consideration of HIR, including the retainer

of Golder to complete the Golder Pavement Evaluation in 2017. The origins of the Golder Pavement Evaluation project are discussed in Chapter 8.

The purpose of the Golder Pavement Evaluation was to evaluate the suitability of the existing aggregate (in the RHVP surface course) from a frictional perspective for use in a recycled mix, not to evaluate the frictional properties of the existing pavement surface from a traffic safety perspective. Dr. Uzarowski included polished stone value (“PSV”) testing because of his continuing residual questions about the quality of the Demix aggregate, given that the aggregate had not been on the MTO DSM list in 2007 when it was used in the SMA surface course of the RHVP.

Mr. Moore testified that the purpose of the Golder Pavement Evaluation testing was to evaluate the potential to reuse the aggregate, not to assess the sufficiency or adequacy of surface friction on the existing RHVP surface. This was not ‘friction testing’ in a manner that would have been responsive to Tradewind’s recommendation for additional testing — which Mr. Moore did not think was necessary in light of the resurfacing — nor responsive to CIMA’s recommendation for friction testing. Either way, Mr. Moore did not approve this testing with any intention that it would be used for any traffic safety purpose.

However, Mr. Moore did use the fact of this testing for a different purpose. In a follow up Hamilton Spectator article, Mr. Moore was quoted as stating “[w]e don’t know why they feel that [the pavement on the RHVP is] slippery... That’s all part of (why the city is doing) the testing.” Mr. Moore referenced the Golder Pavement Evaluation to foreclose the persistent questions from the media about friction testing, in a manner that misrepresented the purpose of that project. By January 2018, the media attention on friction testing should have prompted Mr. Moore to share the Tradewind Report with his colleagues in Traffic, which he had previously not done.

In fact, the results of the Golder Pavement Evaluation left Dr. Uzarowski with significant reservations about the feasibility of using SMA for an HIR resurfacing or its economic benefits. He recommended against its use, recommending a mill and overlay instead, or using HIR in combination with a microsurfacing treatment. He also recommended microsurfacing pending resurfacing to deflect any future criticism directed against Golder or himself personally in respect of the performance of the RHVP’s SMA pavement surface.

Dr. Uzarowski's views that HIR was not feasible were met with resistance from City staff, especially Mr. Moore, in a meeting on March 9, 2018. As a result, Dr. Uzarowski reconsidered the situation and agreed to see whether an asphalt mix using SMA in an HIR resurfacing was feasible and suitable. This resulted in a further mandate of Golder for the HIR Suitability Study.

Golder's work to study the feasibility of using HIR to resurface the RHVP overlapped Mr. Moore's retirement and Mr. McGuire's appointment as the new Director of Engineering on an acting and then permanent basis. As a result, Mike Becke (Senior Project Manager, Design, Engineering Services, Public Works, Hamilton) became Dr. Uzarowski's principal contact in Public Works on this project. Eventually, as set out below, the consideration of HIR was abandoned in favour of a mill and overlay.

#### 12.3.9. Mr. Moore's Transition to Retirement

Public Works staff operated at an information deficit as a consequence of Mr. Moore's monopoly of RHVP-related information, as well as the lack of a repository for RHVP-related information within Public Works. This included Mr. McGuire, who Mr. Moore did not make any effort to bring up to speed on RHVP-related issues or any other issues as part of a formal transition, as well as staff in Traffic and the City's consultants. In the weeks before his retirement, Mr. Moore uploaded two emails from Dr. Uzarowski to ProjectWise: the January 2014 Uzarowski Email setting out the averages of the Tradewind and 2007 MTO friction testing, and the December 2015 Uzarowski Email, which attached a copy of the Tradewind Report.<sup>25</sup> However, Mr. Moore uploaded these emails into a folder called "Director's Office (Engineering Services)" (the "Director's Office Folder"), which was accessible only to the Director of Engineering Services and his assistant.

Mr. Moore's explanation for doing so — that the Tradewind Report had nothing to do with the resurfacing and that there was no project folder in ProjectWise to which the Tradewind Report related — reveals, at a minimum, a disregard for maintaining any institutional knowledge about the RHVP after his departure from the City. However,

---

<sup>25</sup> As discussed in Chapter 9, ProjectWise is a software program used by Engineering Services staff.

Mr. Moore clearly did not have an intention to “disappear” the report – if he had, he would not have uploaded it at all or provided a copy to Shillingtons in August 2017.

I cannot make definitive findings on why Mr. Moore uploaded these documents but did not take any steps to ensure that his successor and/or other staff members were informed of the existence of the Tradewind Report or the 2014 Golder Report, or had access to either report on ProjectWise.

### 12.3.10. Mr. McGuire’s Transition to Director of Engineering Services

Mr. McGuire got up to speed in his new role in the spring and summer of 2018.

By September 26, 2018, Mr. McGuire had received information regarding the RHVP collision history from his colleagues in Traffic, and from a meeting with CIMA on the Lighting Study on August 27. He had also learned that the RHVP EA had not prohibited lighting, and he had asked his colleagues in Engineering Services for more information on the “asphalt” testing that Golder was completing as part of the Golder Pavement Evaluation.

Mr. McGuire had also located the uploaded January 2014 Uzarowski Email in which Dr. Uzarowski summarized the 2007 MTO and 2013 Tradewind friction testing results for Mr. Moore. He located this email on August 30, 2015. Mr. McGuire also forwarded, but did not read, the December 2015 Uzarowski Email in which Dr. Uzarowski sent Mr. Moore a standalone copy of the Tradewind Report as an attachment. The Inquiry could not identify the recipient of this email.

Mr. McGuire forwarded the former email to Mr. Malone, who had seen a version of it in August of 2015. Mr. Malone perceived this as a request for assistance in interpreting pavement friction testing results, but I think Mr. McGuire had not formulated exactly what he wanted Mr. Malone to do – Mr. McGuire simply wanted a second set of eyes as he tried to pull the pieces of the collision history and the upcoming resurfacing together. As he testified, Mr. McGuire was starting to “fold in the performance or perceived performance of the existing material” of the SMA surface course into his consideration of whether to proceed with using HIR to resurface the RHVP. Mr. Malone told him that Mr. Moore had provided a summary of friction testing to Mr. Malone

in 2015, and Mr. Moore had not provided a threshold for what “acceptable” friction levels would be. With that, Mr. McGuire did not pursue this issue for nearly a month until he located and read the December 2015 Uzarowski Email and its attachment, a standalone copy of the Tradewind Report.

## 12.4. Answers to Terms of Reference 1, 2, 3, 4, 5, and 13 Relating to Knowledge of and Non-Disclosure of the Tradewind Report in 2014 to 2018

### Answer to TOR Question 1

*(i) Identify all individuals who received a copy of the Tradewind Report or were advised of the Tradewind Report or the information and recommendations contained therein after it was provided to the City’s Department of Engineering Services in January, 2014.*

The following individuals received a copy of the Tradewind Report and/or were advised of the Tradewind Report, or the information and recommendations contained in it after it was delivered to the Engineering Services department in January 2014, and before September 26, 2018, when Mr. McGuire found it. This answer does not include those who were involved in the Tradewind Report’s preparation or initial transmission to Mr. Moore. Those who received some information about the contents of the Tradewind Report without receiving a copy or having a full appreciation of its contents are identified with an asterisk.

City Staff	Shillingtons LLP	CIMA	Other
Gary Moore	Colleen Crawford	Brian Malone*	Tom Dziedziejko*
Diana Swaby	Terry Shillington	Brian Applebee*	
Mike Becke	David Thompson	Giovani Bottesini*	
		Khaled Hawash*	
		Pedram Izadpanah*	

**Answer to TOR Question 2**

*(ii) Based on the City's by-laws, policies and procedures, as they were in 2014, should Council have been made aware of the Report, or the information and recommendations contained therein, once the Report was submitted to the Department of Engineering Services in 2014?*

There was no requirement in 2014 under the City by-laws or policies to bring all consultant reports to Council.

The Tradewind Report recommended that a more detailed investigation be conducted, and possible remedial actions be considered to enhance the surface texture and friction characteristics of the RHVP, based on the friction measurements it had recorded. Both Dr. Flintsch, the technical expert engaged by Commission Counsel and Mr. Hein, the City's technical expert, substantially agreed that, given the information in 2014 regarding the performance of the RHVP, further investigation should have been undertaken. Given that evidence, there was no obligation or best practice that required that Council be made aware of the Tradewind Report.

However, as described in the answer to Question 3, Mr. Moore had an obligation to disclose the existence of the Tradewind Report to Traffic to enable Traffic staff to determine if the friction levels in the Tradewind Report indicated a risk to public safety from a traffic safety perspective.

**Answer to TOR Question 3**

*(iii) Why was the information in the Tradewind Report, or the information and recommendations contained therein, not provided to Council or the public once the Tradewind Report was submitted to the Department of Engineering Services in 2014?*

Given the City's by-laws and policies as they existed in the period relevant to the Inquiry's mandate, being January 2014 to February 2019, Mr. Moore did not have an obligation to disclose the Tradewind Report, or the information and recommendations contained therein, to Council. The answer is, however, more complicated with respect to why the Tradewind Report was not ultimately made known to Council until 2019.



Although Mr. Moore was not obligated to disclose the Tradewind Report to Council, he was obligated to provide it to Traffic staff for their consideration in the context of traffic safety. While I cannot say whether disclosure to Traffic staff would have ultimately resulted in disclosure to Council, Mr. Moore's decision not to provide it to Traffic staff foreclosed any analysis by Traffic of the significance of the Tradewind Report for traffic safety. Whether any such analysis would have resulted in disclosure to Council in connection with Traffic's recommendations for traffic safety is speculative.

Mr. Moore kept the Tradewind Report to himself for several reasons.

Before and after his receipt of the 2014 Golder Report, Mr. Moore's focus was on the state of the RHVP pavement with a view to preservation of the perpetual pavement structure. The Tradewind Report did not speak to this issue. The evidence suggests that from Mr. Moore's perspective, the 2014 Golder Report confirmed his belief that the RHVP pavement was performing well, subject to some cracking, and recommended remedial steps to address that cracking that did not need to be addressed immediately.

Mr. Moore had obtained the friction testing that ultimately became the Tradewind Report not for an assessment of the state of the pavement, but rather to assist Risk Management in its defence of any claims that the RHVP was "slippery when wet", as was alleged at the time by the public, the police, and by Roads staff in Public Works. He did not arrange for friction testing on the RHVP out of any traffic safety concern but, to the contrary, because he had no traffic safety concerns given that the RHVP had been designed according to prevailing design standards and was constructed with premium materials. I cannot determine why Mr. Moore did not provide Risk Management with the Tradewind Report, given the impetus for obtaining it.

As noted above, Mr. Moore failed to read the Tradewind Report when he received it and did not read the Tradewind Report in any detail, if at all, until December 2015. When he did read it, he raised legitimate questions with Dr. Uzarowski about the application of the UK standard referred to in the Tradewind Report. However, Dr. Uzarowski answered these questions to the extent possible by March 2016. Dr. Uzarowski indicated that the Tradewind GripTester numbers, although numerically higher than the MTO locked-wheel numbers obtained in 2007, were not indicative of the Tradewind results being either better than the 2007 MTO results, or satisfactory. Mr. Moore dismissed the information that Dr. Uzarowski gave him. From Mr. Moore's

perspective, in any event, the upcoming rehabilitation was a complete answer to Dr. Uzarowski's conclusions in 2014 that the friction levels were "relatively low". Given the foregoing and the additional circumstances that Mr. Moore did not see the mandate of Engineering Services as extending to investigations for the purposes of traffic safety, he saw no need to do anything with the Tradewind Report.

Mr. Moore's decision not to provide the Tradewind test results to Traffic staff notwithstanding that they had an involvement in traffic safety also reflected his approach of keeping all substantive matters relating to the RHVP to himself and his view that he was the person most capable of determining the reliability and utility of the Tradewind Report. This was coupled with Mr. Moore's view that any publicly disclosed friction test results could be used against the City in personal injury claims. Mr. Moore was of the impression that the MTO did not provide information regarding its friction testing for the same reason.

Separately, CIMA had recommended friction testing in 2013 and 2015, indicating that this testing was important for traffic safety purposes, and Traffic had an obligation to seek information to confirm whether the pavement surface played a role in the collision experience. Although Engineering Services had arranged for the testing, assessing its traffic safety implications fell to Traffic. Mr. Moore should therefore have given a copy of the Tradewind Report and any information he had about how to interpret Tradewind's friction results to his colleagues in the Traffic group by March 2016, at the very latest. Even if Mr. Moore saw no utility in the Tradewind Report from his perspective, the Tradewind Report should have been made available to Traffic to enable it to fulfill its mandate. If he had reservations about the Tradewind Report, he should have nevertheless provided the Tradewind Report and explained his reservations to his colleagues when he did so. If he had concerns regarding the circulation of the results within Public Works or publication of the results, Mr. Moore should also have identified those to his colleagues at the same time he provided the report.

Mr. Moore told CIMA and Traffic staff that he had friction testing conducted and the results were satisfactory at a meeting in October 2015, in reliance on the January 2014 Uzarowski Email and not having reviewed the Tradewind Report. He also told the PWC in December 2015 that friction testing was done and that the pavement was holding up exceptionally well. In February 2016, he told Traffic staff that he had

received “[s]ome roughness/skid resistance/friction testing” which he was “trying to get the analysis for it and to put it into context”. Each of Mr. Ferguson, Mr. Lupton, Mr. White, and Mr. Mater either requested the results of the friction testing at one time or another or spoke to Mr. Moore about the friction test results. However, Mr. Ferguson and Mr. White did not press for a copy, or escalate their requests for them to Mr. Lupton or Mr. Mater as a specific request for intervention.

More importantly, all of them relied on Mr. Moore for an assessment of the friction testing results because they viewed pavement as within the purview of Engineering Services. Traffic should have pressed to receive a copy, and if they felt unable to evaluate friction testing results, should have taken steps to understand their significance, including retaining CIMA or another expert. If Traffic had pursued a copy of the Tradewind Report, those results would have been available to them and to CIMA and might have been disclosed to Council, in connection with Traffic’s recommendations for traffic safety.

#### **Answer to TOR Question 4**

*(iv) Who, if anyone, was responsible for the failure to disclose a copy of the Tradewind Report, or the information and recommendations contained therein, to Council in 2014?*

As the sole recipient of the Tradewind Report, Mr. Moore was responsible for the non-disclosure of the Tradewind Report, and the information and recommendations set out therein, to Council in January 2014.

#### **Answer to TOR Question 5**

*(v) Was there any negligence, malfeasance or misconduct in failing to provide the Report, or the information and recommendations contained therein, to Council or the public?*

A judicial inquiry cannot conclude that any individual has breached any legal standard that would entail criminal or civil liability or professional discipline. Determining conclusions of civil or criminal liability is a matter for the courts in the context of specific civil or criminal proceedings. Similarly, to the extent “malfeasance” involves a legal conclusion, I have not addressed that term.

Past inquiries have been guided by the definition of misconduct as “improper or unprofessional behaviour” or “bad management”<sup>26</sup> directly relevant to the subject matter of the Inquiry, which would have been considered improper at the time when the conduct allegedly occurred. I am guided by this definition, which encompasses both misconduct and malfeasance as it relates to intentionally doing something “morally wrong”. I must emphasize that my use of the term “misconduct” does not indicate findings of professional misconduct in the context of professional regulation for those individuals who are licensed professional engineers or lawyers. That is not my role nor my mandate.

As noted above, there were no City by-laws or policies in the relevant period covered by the Inquiry, being January 2014 to February 2019, that required the disclosure of the Tradewind Report, or the information and recommendations contained therein, to the Council.

As noted in the answer to Question 3, Mr. Moore did not provide the Tradewind Report to the Traffic group when he received it, which would have permitted Traffic to consider the Tradewind Report’s implications for traffic safety and determine any further investigation that Traffic considered warranted from a traffic safety perspective. Mr. Moore was aware of these traffic safety projects and of CIMA’s recommendation for friction testing on the RHVP in the 2015 CIMA Report. The Tradewind Report, and the conclusions of the 2014 Golder Report pertaining to the results of the Tradewind friction testing, were relevant to the subject matter of the 2015 CIMA Report and the subsequent traffic safety studies of CIMA. Mr. Moore’s decision not to provide the Tradewind Report to Traffic foreclosed any analysis of the implications of the Tradewind Report for traffic safety and any other steps that might have followed from their analysis. In my view, Mr. Moore’s failure to provide the Tradewind Report to the Traffic group for the purposes of its traffic safety mandate constituted misconduct.

---

<sup>26</sup> *Canada (Attorney General) v. Canada (Commission of Inquiry on the Blood System in Canada)*, [1997] 3 SCR 440. See also *Inquiry into Pediatric Forensic Pathology in Ontario Report: Volume 2 – Systemic Review & Volume 4 – Inquiry Process* (Toronto: Ministry of the Attorney General, 2008) (Commissioner Stephen T. Goudge) at 47-48 and 656, respectively and *Report of the Elliot Lake Commission of Inquiry: Part 2 – The Emergency Response and Inquiry Process* (Toronto: Ministry of the Attorney General, 2014) (Commissioner Paul R. Bélanger) at 461-462.

Although it would have been preferable for staff in Traffic to press Mr. Moore for a copy of the Tradewind Report, their collective omission must be viewed in the context of the siloed nature of the Public Works divisions, the lack of an established comprehensive traffic safety program, and Mr. Moore's resistance. In all the circumstances, Traffic staff's omission does not rise to the level of misconduct.

In addition, Mr. Moore provided inadequate, incomplete, or inaccurate information about the Tradewind Report and/or Tradewind's friction testing and the results thereof on the following occasions.

First, as noted in Chapter 7, Mr. Moore sent Mr. Malone the chart summarizing the results of the 2007 MTO friction testing and the 2013 Tradewind friction testing that Dr. Uzarowski had sent to Mr. Moore in the January 2014 Uzarowski Email. In the email exchange between Mr. Moore and Mr. Malone that followed, Mr. Moore provided inadequate and incomplete data regarding the nature and results of the Tradewind testing in 2013 including, in particular, that the MTO had conducted the friction testing both in 2007 and in 2013, which incorrectly implied that these results were comparable. In my view, this incorrect information was the result of Mr. Moore's lack of attention to friction testing for traffic safety purposes rather than an intention to mislead. Nevertheless, his failure to provide accurate and complete information was careless and constituted misconduct.

Second, as set out above, at the PWC meeting on December 7, 2015, Mr. Moore advised councillors as follows regarding friction testing on the RHVP:

We did friction testing – the Ministry actually did the friction testing initially, to see how it was – [be]cause we have a little different mix than them – and found that it was at or above what they would normally find with their high grade friction mixes. And we subsequently did it five years after, so 2012-2013, and found that it was holding up exceptionally well, so we have no – we have no concerns about the performance of the surface mix.

This statement is clearly inconsistent with the findings and recommendations in the Tradewind Report.

Third, Mr. Moore made inaccurate statements to a Hamilton Spectator reporter in advance of publication of an article on July 15, 2017. These inaccurate statements included statements about the year of the friction testing, Mr. Moore's receipt of a report on friction testing, and the results being inconclusive. As reported in the article, Mr. Moore advised the reporter that the City had done friction testing after the 2015 CIMA Report, that there was no formal report of the friction testing, only an "informal chart sent in an email in December 2015", that the friction testing was "not fulsome", and that the results were "inconclusive". He also stated that "instead of doing further testing, as was recommended, the city decided to repave" for which there is no evidence. Variations of these statements also appeared in subsequent media articles over time.

In a follow up article in January 2018, Mr. Moore was quoted as stating "[w]e don't know why they feel that [the pavement on the RHVP is] slippery... That's all part of (why the city is doing) the testing." That was a misrepresentation of the purpose of the Golder Pavement Evaluation, which Mr. Moore used to appear responsive to the persistent questions from the media about friction testing.

Mr. Moore was aware of the statements attributed to him and although he suggested in his testimony that he may have been misquoted, he took no steps to review and correct at the time. Whether deliberate at the time, or borne from careless imprecision in his words, he took no steps to correct the information despite the increasing media attention being paid to the issue of the frequency of accidents on the RHVP.

Mr. Moore's statements to the PWC and the media described above also constituted misconduct.

### **Answer to TOR Question 13**

*(xiii) Did anyone in the Public Works Office or Roads Department request, direct or conduct any other friction test, asphalt assessment, or general road safety reviews or assessments on the RHVP?*

A complete listing of the friction tests (other than the October 2007 friction test conducted by the MTO, the Tradewind Report and the Golder Report), asphalt assessments, general road safety reviews, and other assessments of the RHVP prepared by Golder

and CIMA from 2005 to 2020 are set out in Chapter 4 under the headings 4.6.3. and 4.6.4. The City also published Annual Collision Reports for 2017 and onward.

## 12.5. Were Appropriate Steps Taken to Disclose the Tradewind Report to Council and the Public After its Discovery in the Fall of 2018?

Chapters 9, 10, and 11 set out in significant detail how Mr. McGuire came to “discover” the Tradewind Report and the steps taken by Mr. McGuire and other members of the Public Works department, as well as other City staff, to assess the significance of the Tradewind Report and to notify Council. This section sets out my findings regarding those actions that are relevant for the answers to Questions 6 to 9.

By way of overview, staff’s actions were focused on the apparent inconsistency of the Tradewind Report and prior statements made to Council and the public regarding friction testing on the RHVP, and any related reputational damage to the City that might result from release of the Tradewind Report, rather than on any possible traffic safety implications of the Tradewind friction test results. In addition, in the preparation of the presentation to Council, there was a lack of effective communication and coordination regarding the matters that Engineering Services, Traffic,<sup>27</sup> and Legal Services were addressing, and a lack of clarity on the roles of Public Works and Legal Services vis-à-vis the other. As a result of these factors, the fundamental question of the significance of the Tradewind Report for traffic safety on the RHVP was not addressed until Council raised it at the “heads up” Council meeting on January 23, 2019. By that time, it was not feasible to obtain comprehensive advice on this issue before the scheduled meeting of the GIC on February 6, 2019, at which staff intended to provide Council with a full briefing on the Tradewind Report, as well as other RHVP- and road-safety related issues.

---

<sup>27</sup> By 2018, the division referred to as Traffic above had been restructured into the division of Road & Traffic. For simplicity, I have referred to the division as Roads & Traffic and those who worked with the Traffic Operations & Engineering section of that division as “Traffic staff”.



### 12.5.1. Staff's Actions From Discovery to Receipt of the FOI Request

When Mr. McGuire found and read the Tradewind Report after “poking around” in the Director’s Office Folder in ProjectWise on September 26, 2018, he was surprised by its contents. That day or the following day he or his assistant, Diana Cameron (Administrative Assistant to the Director of Engineering, Engineering Services, Public Works, Hamilton), also located a hard copy of the 2014 Golder Report amongst the documents that Mr. Moore had left in his office.

Mr. McGuire’s principal concern after his “discovery” of the Tradewind Report were the misrepresentations regarding friction testing that Mr. Moore had made to Council and the media on previous occasions, rather than any traffic safety implications of the test results and recommendations in the Tradewind Report. When Mr. McGuire escalated his concern to Mr. McKinnon, Mr. McKinnon shared this principal concern.

Mr. McGuire also spoke to Susan Jacob (Manager, Design, Engineering Services, Public Works, Hamilton), consulted with Legal Services, and sent a copy of the 2014 Golder Report to Mr. Soldo without any prior discussion. Thereafter, until the receipt of an FOI request, referred to as “FOI 18-189”, on November 8, 2018, Mr. McGuire took no further actions of any significance to address the Tradewind Report. In particular, he took no steps to determine what, if any, action had been taken between 2014 and 2018 in response to the Tradewind Report and/or to the 2014 Golder Report.

In large measure, the absence of any substantive action reflected Mr. McGuire’s initial views that the planned resurfacing in 2019 would address any deficiency in friction levels on the RHVP and that neither the 2014 Golder Report nor the Tradewind Report indicated an urgent concern.

To the extent that Mr. McGuire spent time on RHVP-related matters prior to receipt of FOI 18-189, and to a large extent thereafter, his focus was on the planned resurfacing. Mr. McGuire decided to abandon further consideration of using HIR, which had been under consideration by Engineering Services since late 2017, for the more straightforward mill and overlay resurfacing method. However, the findings contained in the Tradewind Report were not the sole, or even the primary, driver of that decision,

as described in Chapters 9 and 10. The decision did mean that the City could proceed to tendering and completing the resurfacing project in 2019.

The issue of traffic safety on the RHVP fell under the mandate of Edward Soldo (Director, Roads & Traffic, Public Works, Hamilton) as Director of Roads & Traffic. However, like Mr. McGuire, upon learning of and reading the Tradewind Report, Mr. Soldo also came to the early conclusion that the planned resurfacing of the RHVP would remedy any inadequate friction values. He did not see any immediate safety concern raised in the Tradewind Report. However, Mr. Soldo was not reviewing it from a pavement engineering perspective and, like Mr. McGuire, did not have any expertise in friction testing methodologies and evaluation. Mr. Soldo believed Engineering Services was responsible for and should investigate these friction values. Although Mr. Soldo initiated the RHVP Roadside Safety Assessment with CIMA in early October 2018 (before Mr. Soldo received a copy of the 2014 Golder Report and the Tradewind Report), the purpose of that project was primarily to assess upgrades to roadside devices for the purposes of resurfacing, and its initiation was unrelated to the findings or recommendations contained in the Tradewind Report, which was not provided to CIMA after CIMA was retained for the project.

In October 2018, there were a number of options available to Mr. Soldo and Mr. McGuire to determine if the findings and recommendations in the Tradewind Report had been acted upon. Mr. McGuire did not contact Mr. Moore to get more specific information about the reports. Mr. Soldo and Mr. McGuire did not ask their staff if they had any knowledge of the Tradewind Report or the 2014 Golder Report or what, if anything, they knew about friction testing performed on the RHVP in 2013, and apart from Ms. Jacob's involvement, they did not share the reports with staff for their comments. Nor did they discuss the reports with the City's consultants, Golder and CIMA. In particular, there was no follow up or discussion with Golder, and specifically Dr. Uzarowski, who authored the 2014 Golder Report and whom Mr. McGuire knew to have been Mr. Moore's contact in respect of that report.

With respect to the present operating conditions on the RHVP, the Tradewind Report raised at least two obvious questions: (1) whether the collision history of the RHVP (and in particular, the "significantly high" proportion of wet surface collisions on the RHVP identified in the 2015 CIMA Report) and the years of public and Council

complaints could be attributed, at least in part, to the friction levels on the RHVP and (2) whether the actual friction levels in 2018 and 2019 posed a safety concern.

In my view, obtaining answers to these questions would ideally have come from an independent third party – that is, a consultant that was neither Tradewind, Golder, or CIMA. If that was not feasible, Mr. Soldo and Mr. McGuire could have asked CIMA in October 2018 to assess the significance of the Tradewind results for the advice CIMA had given since 2014. In addition, Mr. Soldo and/or Mr. McGuire could have considered whether additional friction testing was feasible to determine whether there had been significant deterioration in the friction levels since 2013. However, Mr. McGuire's and Mr. Soldo's initial impressions that the resurfacing would remedy any inadequacy in the friction levels appear to have short circuited any thinking on their part regarding these questions and the need to perform, or retain a consultant to perform, an assessment that would answer these questions. Mr. McKinnon relied on their assessment of the appropriate action to be taken.

I note that, in hindsight, and with the benefit of the expert evidence provided to the Inquiry, in fact, friction results had levelled off as of 2014. However, in October 2018, and at no point before notification to Council in January and February 2019, did Mr. McGuire or Mr. Soldo know whether or not friction levels had in fact worsened since the testing in 2013 and/or whether or not the findings in the Tradewind Report and the 2014 Golder Report had enduring or ongoing safety implications in 2018 and 2019. They were proceeding in a vacuum, relying entirely on the fact that resurfacing in 2019 would remedy any issue with the friction levels on the RHVP.

I think there are several reasons for the inaction of Mr. McGuire and Mr. Soldo, in addition to their assumption that resurfacing was a complete answer to the issues raised by the Tradewind Report's discovery. Both were new to their roles (and Mr. Soldo, new also to the City). It was a busy and stressful time for Public Works on many urgent, non-RHVP related matters; they had significant competing priorities and Mr. McKinnon did not expect them to prioritize the Tradewind Report given their other demands.

More broadly, and consistent with the culture of Public Works, Mr. Soldo and Mr. McGuire each viewed the other as having the responsibility to consider the interplay of friction/pavement surface and roadway/traffic safety, rather than viewing the

Tradewind Report as a potential safety issue which was the responsibility of both their divisions and called for a collaborative effort. It does not appear that they ever expressly discussed who had responsibility for responding to the Tradewind Report or whether or how to collaborate on a joint response.

While both Mr. McGuire and Mr. McKinnon testified that they believed that the Tradewind Report would have to be presented to Council, it is not clear when, if, or in what form or detail the notification to Council would have occurred had the Public Works department not received FOI 18-189, which specifically requested release of friction testing-related documents.

### 12.5.2. Response of City Staff After Receipt of the FOI Request

The receipt of FOI 18-189 on November 8, 2018 and the anticipated release of the Tradewind Report pursuant to the FOI request immediately prompted escalation and discussion of the Tradewind Report that had not occurred in the initial weeks after Mr. McGuire discovered, and other senior Public Works staff learned about, the Tradewind Report.

As detailed in Chapters 10 and 11, between mid-November 2018 and early February 2019, many City staff in several departments and divisions — including Public Works, Legal Services, Communications, and the City Manager — devoted significant time to developing a collective presentation to Council regarding matters relating to the RHVP, including messaging pertaining to the Tradewind Report.

Throughout this period, all staff involved proceeded on the basis that the RHVP was safe, and Mr. McGuire and Mr. Soldo continued to rely on the upcoming resurfacing as a means of addressing any issues with the existing pavement surface. As Mr. McGuire noted in a candid comment in a meeting with Ms. MacNeil in early December 2018, his view was that the presentation to be made to Council should tell Council about the Tradewind Report, and that there was a new team in place in Public Works that had a “different process”, that resurfacing was their number one project in 2019, and that staff were assessing how to bring the RHVP into compliance with the “highest possible safety standards” going forward.

In preparation for this presentation to Council, each department or division concentrated on the matters that the leaders of those departments/divisions perceived to be within their mandate. Mr. McGuire concentrated on the CIMA Lighting Study, the Golder Pavement Evaluation, the resurfacing project, and a proposed (but not yet well-defined) functional assessment of the RHVP and the preparation of staff reports on these items, in addition to gathering the responsive documents for FOI 18-189 and the ongoing Value for Money Audit (the “VFM Audit”) by Audit Services. Mr. Soldo focused on the RHVP Roadside Safety Assessment, the CIMA Speed Study, and the 2017 Annual Collision Report, and the preparation of staff reports on these items. After Legal Services became involved, Ms. Auty sought and received a general liability and risk assessment opinion. Communications staff focused on the City’s internal and external communications strategy, including messaging, and assisted with fact-gathering.

The evidence suggests that, although there were a number of meetings to jointly review the progress of the various presentations being put together, there was little actual collaboration in developing the content for the presentations to Council.

Although Mr McKinnon and Mr. McGuire met with Mr. Moore in late November 2018, neither took steps thereafter to test or verify the information that Mr. Moore provided regarding the Tradewind Report and Engineering Services’ subsequent retainer of Golder for the Golder Pavement Evaluation, Mr. Moore’s view that the Tradewind Report was “inconclusive” because it applied a standard from the UK, that Mr. Moore had sought further interpretation of the results from Golder which was never provided, and/or that Mr. Moore had retained Golder to do the Golder Pavement Evaluation in 2017 in response to the Tradewind Report. Mr. McGuire did speak to Dr. Uzarowski, but did not directly address the implications of the Tradewind friction values on roadway safety, and could not recall if he asked Dr. Uzarowski’s view of the UK standard Tradewind used, or whether the Golder Pavement Evaluation assisted in understanding the friction levels Tradewind had tested. In fact, there was little effort on the part of either Mr. McKinnon, Mr. McGuire, or Mr. Soldo to gather further information that would permit an assessment of the validity and significance of the Tradewind Report. Neither Mr. McGuire nor Mr. Soldo engaged their staff during this period to better understand the history of the work done on the RHVP pavement or

the history of traffic safety countermeasures recommended and implemented on the RHVP.<sup>28</sup>

The absence of effective communication among the City staff involved and the compressed timeframe before potential release of the Tradewind Report to the FOI requestor resulted in the absence of any analysis of the significance of the Tradewind Report for the traffic safety advice upon which the City had been acting, and communications to Council and the public that focused on damage control rather than a more comprehensive explanation of the contributing factors to accidents on the RHVP. I attribute this to two principal factors: (1) the continuing siloed responsibilities between Engineering Services and Roads & Traffic, which resulted in neither division (and more specifically, neither Mr. McGuire or Mr. Soldo) taking responsibility for determining the possible significance of the RHVP's historic (and present) friction levels on traffic safety, as addressed above, and (2) an undue focus on reputational damage to the City and possible liability exposure, as evidenced by the significant involvement of Legal Services in the response to the Tradewind Report and an absence of a clear understanding of the role of Legal Services and the limits of Legal Services' involvement.

### 12.5.3. The Role of Legal Services in the Preparation for Notification to Council

Quite appropriately, upon learning of the Tradewind Report, Nicole Auty (City Solicitor, Legal Services, Finance & Corporate Services, Hamilton) and Ron Sabo (Deputy City Solicitor, Dispute Resolution, Legal Services, Finance & Corporate Services, Hamilton) identified that the existence of the Tradewind Report and its likely release in response to FOI 18-189 could have legal consequences for the City. However, the involvement of Legal Services in obtaining a legal opinion that addressed the issue of liability consequences had the effect that Mr. McGuire and Mr. Soldo did not meaningfully engage CIMA about the impact of the Tradewind test results, the Tradewind Report, and/or the 2014 Golder Report on the traffic safety advice CIMA had previously given to the City.

---

<sup>28</sup> For ease, I intend "Public Works staff" throughout the sections that follow to refer to Mr. McKinnon, Mr. McGuire, and Mr. Soldo (or some subset thereof), as they were the Public Works staff principally involved in issues related to the Tradewind Report during this time.

Public Works and Legal Services staff met regularly in December 2018 and January 2019. The Inquiry heard from witnesses that the intended purpose of these meetings was information sharing. However, staff in Public Works and Legal Services were not particularly clear on what the other was doing, based on the evidence they provided to the Inquiry.<sup>29</sup> They made assumptions about their respective roles and the tasks they were undertaking.

While Mr. Soldo, Mr. McGuire, Mr. McKinnon, and Ms. Auty and others in Legal Services were involved in preparing to brief Council (including the preparation of presentation materials and related reports to Council), the roles of Public Works and Legal Services were, in theory, distinct. As Ms. Auty testified, her role was to look at liability and the legal implications of releasing the Tradewind Report, while Public Works staff were responsible for conducting a review of the traffic safety implications of the Tradewind Report.

Ms. Auty sought an external legal opinion which she described as “a general liability and risk assessment”. She retained David Boghosian (Managing Partner, Boghosian & Allen LLP). While it was not unreasonable for the City Solicitor to consider the legal implications of disclosure of the Tradewind Report for the City, Ms. Auty did not have a clear idea of the opinion that she wanted. Ms. Auty provided Mr. Boghosian with a number of CIMA reports, the Tradewind Report, and the 2014 Golder Report, but did not facilitate his access to Public Works staff for more complete information. At the outset of their discussions, Ms. Auty and Mr. Boghosian agreed that Mr. Boghosian would contact Mr. Malone of CIMA for background information. Contacting Golder was not discussed. Ms. Auty and Mr. Boghosian intended to have Mr. Boghosian identify countermeasures that could be used as potential mitigating actions in his liability assessment. As finalized, however, Mr. Boghosian’s opinion on possible mitigating actions focused only on CIMA’s recommendations which had yet to be implemented.

Although Ms. Auty intended to maintain privilege over CIMA’s opinion using Mr. Boghosian as an intermediary, Ms. Auty did not intend that this legal strategy would

---

<sup>29</sup> In the absence of notes or contemporaneous documents describing these meetings, many witnesses who testified at the Inquiry were often unable to recall specific details as to when a meeting occurred, who attended, or what was discussed, and the evidence often veered into speculation or generalized recollections about the many, various meetings attended in the weeks after the FOI request was received.



prevent or restrict communications between CIMA and Public Works staff. Ms. Auty did not view herself as the conduit of information from CIMA to Public Works staff, nor did she convey the information she learned from Mr. Boghosian from his conversations with Mr. Malone back to Public Works in any detail or share his written opinion with them. She expected and incorrectly assumed that CIMA was sharing the same information with Public Works.

However, in reality, there were no discussions that occurred between Public Works staff and CIMA and although Ms. Auty may not have viewed herself as the conduit of information between these groups, that was, in effect, the role she played and how other staff viewed Ms. Auty's role.

Mr. McGuire and Mr. Soldo knew in December 2018 that Legal Services was considering contacting Mr. Malone. As described in Chapter 10, while Mr. McGuire apparently wanted to speak to Mr. Malone about the Tradewind Report in early December, Ms. MacNeil advised him not to do so until the relationship between the City and CIMA had been finalised for the purposes of the legal opinion. No one from Legal Services followed up with Mr. McGuire on this point. For his part, Mr. Soldo testified that he considered that "if legal was dealing with CIMA on various aspects, I was going [to] leave that with them" and felt there was no need to "duplicate effort". This was in addition to his view that within Public Works, Engineering Services, rather than Roads & Traffic, was responsible for addressing the Tradewind Report.

In my view, the approach undertaken by Ms. Auty on behalf of Legal Services left Mr. McGuire and Mr. Soldo with the impression, intended or not, that Legal Services was dealing with CIMA on all matters relating to the Tradewind Report, and this meant that Mr. McGuire and Mr. Soldo did not need to consider whether either should seek an opinion from CIMA on the present or future safety of the RHVP or the implications on CIMA's past recommendations.

In the end, the opinion that Legal Services obtained did not address the legal consequences of disclosure of the Tradewind Report in any meaningful manner, either in the context of traffic safety or in the context of the prior inconsistent statements made to Council and the public.

Mr. Boghosian relied on discussions he had with Mr. Malone on December 11, 2018, for information about the status of CIMA's prior recommended countermeasures and on Mr. Malone's opinion that the RHVP would be a safe road if the City implemented all the recommendations from the 2015 CIMA Report. Mr. Boghosian also relied on the impression he took away from his call with Mr. Malone that there was a problem with wet surface collisions on the RHVP. Both Mr. Boghosian and Mr. Malone appear to have been operating on different understandings and information about the Tradewind Report during that call. During that conversation, Mr. Boghosian believed that he informed Mr. Malone about the Tradewind Report and the Tradewind results. However, Mr. Malone understood Mr. Boghosian was referring to information on friction that Mr. Malone had already received from Mr. Moore and Mr. McGuire. From Mr. Malone, Mr. Boghosian understood that CIMA had already determined there to be "a wet road friction problem on the RHVP" through CIMA's collision analysis and that the friction values "added nothing". As a result, Mr. Boghosian's opinion focused on mitigation of the City's liability to the extent that the City had not implemented all of CIMA's past recommendations, rather than on the recommendations of Tradewind and Golder for further investigation and/or remediation and the possible liability that could have flowed from a failure to follow Tradewind's or Golder's recommendations.

Ms. Auty and Mr. Boghosian did not intend Mr. Boghosian's opinion to be a substitute for a traffic safety assessment, nor was it. He provided the form of liability assessment that was approved by Ms. Auty. However, Mr. Boghosian's opinion was constrained by its inputs which reduced its usefulness. Mr. Boghosian did not have technical expertise (which no one expects a lawyer to have) nor, because of the silos and information deficit in which Legal Services and Public Works operated, did Mr. Boghosian have input from Public Works staff or Golder on the relevant technical and factual context to provide a more comprehensive analysis.

Regrettably, Ms. Auty and Mr. Sabo did not share Mr. Boghosian's written draft opinion with Public Works staff upon their receipt of the draft opinion on December 13, 2018. Ms. Auty did, however, pass on Mr. Boghosian's advice to implement all of CIMA's outstanding recommendations immediately. Mr. Soldo subsequently contacted Mr. Ferguson and Mr. White in early January 2019 to arrange for the installation of "slippery when wet" signs and rain activated flashing beacons, either as a result of this conversation, or prompted by preparation of Report PW18008A, or as a response to CIMA's recommendations in the RHVP Roadside Safety Assessment.

#### 12.5.4. The “Heads Up” Report to Council and CIMA’s Retainer

Two presentations regarding matters related to the Tradewind Report were ultimately made to Council. The first was Legal Services’ confidential report to Council during a closed session on January 23, 2019, which provided a “heads up” regarding the anticipated disclosure of the Tradewind Report as a result of FOI 18-189, and the second was the full presentation from Public Works, Legal Services, Audit Services, and Communications staff to the General Issues Committee (“GIC”) on February 6, 2019.

It is notable that it was Legal Services, not Public Works, that prepared and presented the staff report regarding the Tradewind Report for the January 23 Council meeting. Having Legal Services as the messenger, in the absence of a staff report from Public Works that addressed and/or explained to Council what, if any, traffic safety implications of the Tradewind Report existed, reinforced the focus on liability and reputational concerns, rather than the possible significance of the Tradewind Report and its findings for the overall safety of the RHVP.

It is also noteworthy that it was Council on January 23 that identified the fundamental question discussed above, which City staff had not identified or answered by the time of the first presentation to Council – that is, whether the results of the Tradewind testing had any significance for the traffic safety advice that the City had received since 2014. However, by January 23, the opportunity for staff to obtain a comprehensive opinion from a third party had passed. Instead, CIMA was subsequently engaged on an extremely short timeline, to advise on the more limited question of whether CIMA’s views and recommendations would have been different if it had been provided with a copy of the Tradewind Report. It appears that the impetus for CIMA’s engagement was entirely the questions asked of staff on January 23 during the Council meeting.

Mr. Malone had previously received a summary of friction testing results from Mr. Moore in 2015 and from Mr. McGuire in August 2018, and had conversations with Mr. Soldo and Mr. Boghosian in November and December 2018 in which RHVP friction was discussed. However, the first occasion on which Mr. Malone was advised with clarity of the existence and significance of the Tradewind Report was a call arranged by Ms. Auty, attended by Mr. McKinnon, Mr. McGuire, Mr. Soldo, Ms. Auty, Mr. Sabo, Communications staff, Mike Zegarac (Interim City Manager, Hamilton), and Mr.

Boghosian on January 30. Mr. Malone ultimately received the Tradewind Report and the 2014 Golder Report for the first time following this call. Following this meeting CIMA prepared what the Inquiry referred to as the February 4 CIMA Memorandum, which was provided to the GIC on February 6, 2019, as an appendix to Legal Services' confidential report to Council.

The principal finding of the February 4 CIMA Memorandum was that the information in the 2014 Golder Report (including the Tradewind Report) did not require any changes to CIMA's recommendations in CIMA's previous reports to the City regarding safety on the RHVP. CIMA stated however that, if it had received the 2014 Golder Report prior to completing the 2015 CIMA Report, it would "appropriately have adjusted the friction testing recommendation to one that urged further investigation of the friction findings in the Golder report, relating to road design and operations." Mr. Boghosian requested that CIMA add a statement that it was aware that "further friction testing was in fact undertaken by [the City]" following receipt of the 2014 Golder Report. The final version of the February 4 CIMA Memorandum also stated that "[i]t is apparent that this action was, in fact, undertaken as CIMA has been informed that additional evaluations of the pavement were undertaken by Golder for the City in 2017." Mr. Malone testified that he added this reference to pavement evaluations because he viewed the testing undertaken for the Golder Pavement Evaluation as responsive to Tradewind's recommendation, however he did not view it as responsive to CIMA's 2015 recommendation for friction testing.

In the memo, CIMA advised that the only recommendation of its past recommendations "that may warrant a slight modification in the interim" — that is, in the period prior to resurfacing — was related to speed enforcement, insofar as CIMA recommended "increased" or "enhanced" (rather than regular) speed enforcement. CIMA also concluded that CIMA's earlier recommendations regarding surface friction would be addressed in the resurfacing, provided that "the new surface will continue to have friction levels that meet or exceed the friction parameters used in the geometric design of the road and that the new surface will have friction levels consistent with the LINC".

In my view, the February 4 CIMA Memorandum was subject to a number of limitations that diminished the value of the opinions expressed in it. The February 4 CIMA Memorandum was not a comprehensive review of traffic safety on the RHVP in light of the Tradewind test results. Such a review would have taken account of all of the

information available to CIMA, including not only the Tradewind friction test results but also CIMA's recently obtained knowledge of the actual design speed of the RHVP (100 km/h), the updated data about RHVP traffic speeds, and the most current collision data. The City did not ask for, and CIMA could not reasonably have been expected to conduct, such a review in the few days available to it.

In circumstances of a compressed timeframe and considerable pressure, an expert report may be affected by an unintended inclination to confirm a previous analysis and recommendations and/or to confirm a client's strategy and actions already taken. In this case, City staff and Council therefore needed to be able to scrutinize CIMA's review and analysis in that light. Such scrutiny was not possible, however, given the pressure of events and Mr. Malone's absence for personal reasons from both the GIC meeting of February 6 and the Council meeting of February 13.

Although the February 4 CIMA Memorandum answered the specific questions asked by Ms. Auty, who led the City's response to Council on the questions that prompted the memo, and analyzed the friction results from 2013, the memo did not address the issue of whether it would be prudent for the City to test the friction on the RHVP again, and/or what steps could or should be taken if additional friction testing revealed a deterioration in friction levels since 2014. Instead, the February 4 CIMA Memorandum confirmed that the friction levels in 2013 were at a level that warranted "investigation" but not immediate "intervention". Insofar as the memo mentioned the testing for the 2017 Golder Pavement Evaluation, it did not provide any view on the outcome of such testing, nor did it express the view that the results of that testing satisfactorily addressed any concern for the friction levels from a traffic safety perspective.

The February 4 CIMA Memorandum also includes a number of factual assertions or assumptions that were not identified as such in the memo. While Mr. Malone testified that he had experience in interpreting friction information in terms of road design and operation, that is not the same as expertise in determining the comparability of friction test results taken by different types of friction testing equipment or the equivalency of such friction values and the friction values used in the Transportation Association of Canada ("TAC") Design Guide, which the February 4 CIMA Memorandum purported to do. After conferring with a CIMA colleague who had experience with pavement design and familiarity with friction testing, and while working under significant time constraints, Mr. Malone assumed that there was an equivalency between the friction values in the

2014 Golder Report and the Tradewind Report, and the friction values used in road design set out in the TAC Design Guide. Mr. Malone treated this assumption as a fact, without any qualification. The Inquiry did not receive any evidence that validated this assumption.

#### 12.5.5. The Presentation to the GIC on February 6, 2019

Staff's presentation to the GIC regarding RHVP-related matters, including the Tradewind Report, on February 6, 2019, is detailed in Chapter 11.

The Inquiry had available as evidence the written reports provided to the GIC, the lengthy slide deck that staff used during their presentation in the closed session, and some notes staff presented. However, the Inquiry received extremely limited evidence regarding the discussions during the closed session of the GIC and what information staff provided to the councillors beyond what was included in their written materials. Although many of the staff and several members of Council who presented or attended at the closed session of the GIC on February 6 testified at the Inquiry, none had a clear memory of the nearly six hour-long closed session.

Based on the reports and presentation materials, there was a clear divide between what was provided publicly in the Public Works reports and the confidential reports provided by Legal Services, Audit Services, and Communications staff.

The three publicly available Public Works reports provided to Council, which were authored and/or submitted by Mr. McGuire and Mr. Soldo, and are described in detail in Chapter 11, did not reference the Tradewind Report or the 2014 Golder Report, did not include reference to CIMA's recent findings or data pertaining to wet surface collisions on the RHVP, and made only one short reference to the factors that could contribute to accidents on the RHVP, particularly under wet surface conditions. These reports did not provide any analysis of the possible role that geometry could play in the collision experience on the RHVP, nor did they reference friction as a possible contributing factor. I address this in detail in Chapter 11. By this time, Mr. McGuire, and Mr. Soldo were well aware from CIMA's recent Lighting Study and the RHVP Roadside Safety Assessment that bad driving or "excessive speeding" was not the explanation for the accident experience on the RHVP, or at a minimum was not the sole or principal explanation. Notwithstanding this knowledge, the core message of

the publicly available reports was that driver behaviour was the primary cause of collisions on the RHVP, which had been a long-standing focus.

This framing was combined with the implication left by certain confidential presentation materials presented during the closed session and by information provided by staff to the media following disclosure of the Tradewind Report that staff took more robust steps to respond to the Tradewind Report and to investigate potential safety concerns than occurred.

The confidential materials provided by Legal Services (including the February 4 CIMA Memorandum) and Communications staff focused primarily on the legal and reputational concerns posed by the release of the Tradewind Report through the FOI process and Mr. Moore's failure to distribute it, and not on the content of the Tradewind Report and/or the possibility of any safety concerns.

The lack of an analysis regarding the potential traffic safety implications of the Tradewind Report was the product of the division of responsibilities noted above as between Public Works and Legal Services during the preparation of the presentation materials for notification to Council. Based on the written materials that were made available to the Inquiry, while staff's goal was to be open and transparent with Council and the public, the various presentation materials given to Council could have provided a fuller and more complete picture of the factors contributing to accidents on the RHVP to better understand the significance of the Tradewind Report for traffic safety purposes. To be clear, however, I am not suggesting that City staff intentionally withheld relevant analysis from Council.

However, I want to emphasize that my comments in this section are based primarily on the content of the written materials available to the Inquiry. I do not know whether a more comprehensive analysis regarding the factors contributing to accidents on the RHVP or the potential traffic safety implications of the Tradewind Report was orally communicated to Council.



## 12.6. Answers To Terms of Reference 6, 7, 8, and 9 Relating to The Notification of the Tradewind Report to Council

### **Answer to TOR Question 6**

*(vi) How was the Tradewind Report discovered in 2018?*

In the weeks before his retirement in May 2018, Mr. Moore uploaded two emails from Dr. Uzarowski to ProjectWise: the January 2014 Uzarowski Email with the averages of the Tradewind and 2007 MTO friction testing, and the December 2015 Uzarowski Email which attached a copy of the Tradewind Report. However, he uploaded these emails into the Director's Office Folder, which was accessible only to the Director of Engineering and his assistant.

Mr. McGuire had located the uploaded January 2014 Uzarowski Email on August 30, 2018. He also forwarded the December 2015 Uzarowski Email to a person that the Inquiry could not identify, but did not read the email or the standalone copy of the Tradewind Report that was attached to that email at that time.

Mr. McGuire found and read the December 2015 Uzarowski Email and the Tradewind Report while looking at the contents of the Director's Office Folder in ProjectWise on September 26, 2018. On that day or the following day, he or his assistant, Ms. Cameron, also located a hard copy of the 2014 Golder Report amongst the documents that Mr. Moore had left in his office.

### **Answer to TOR Question 7**

*(vii) Identify all individuals who received a copy of the Tradewind Report or were advised of the Tradewind Report or the information and recommendations contained therein, in 2018.*

The following individuals received a copy of the Tradewind Report and/or were advised of the Tradewind Report, or the information and recommendations contained in it, between September 26, 2018 and December 31, 2018. This list includes only those with any substantive knowledge of the Tradewind

Report. It does not include those who received a copy of the Tradewind Report and/or were advised of the Tradewind Report, or the information and recommendations contained in it, before September 26, 2018 (which is addressed in the answer to Question 1), or anyone who received it after December 31, 2018.

Public Works Staff	Legal Services/ Risk Management Staff	Communications Staff	Audit Services Staff
Susan Jacob	Nicole Auty	Jasmine Graham	Charles Brown
Gord McGuire	Debbie Edwards	John Hertel	Domenic Pellegrini
Dan McKinnon	Byrdena MacNeil	Jen Recine	Brigitte Minard
Edward Soldo	John McLennan		
Dipankar Sharma	Ron Sabo		

Administrative Staff	Mayor's Office	City Manager's Office	External
Diana Cameron	Mayor Fred Eisenberger	Mike Zegarac	David Boghosian
Nancy Wunderlich	Drina Omazic		Ryan Ellis
Cathy Bojeski			
Pam Delry			

**Answer to TOR Question 8**

*(viii) Were appropriate steps taken to disclose the Tradewind Report, or the information and recommendations contained therein, once it was discovered in 2018?*

I have addressed the actions taken by City staff above, and in Chapters 10 and 11. I will not repeat them in any detail here.

In my view, there was an obligation to bring the Tradewind Report to the attention of Council in light of the prior inconsistent statements made to Council and the media regarding friction testing on the RHVP, irrespective of whether the Tradewind Report was going to be provided to the FOI requestor.

Mr. McGuire did take appropriate steps upon locating the Tradewind Report, by escalating to Mr. McKinnon and seeking legal advice. Apart from those steps, Mr. Soldo and Mr. McGuire did not take any significant action to gather information to understand the context, background, or technical impact of the findings and recommendations contained in the Tradewind Report in the period prior to receipt of the FOI request in early November 2018.

With the benefit of this Inquiry, we know, in hindsight, that the friction levels had not deteriorated further from the levels reached in 2014. However, City staff did not know this as they prepared to notify Council on January 23 and February 6, 2018. While City staff reached the conclusion that no action was warranted pending the resurfacing, the process by which they did so was flawed.

The Tradewind Report raised two obvious questions: (1) whether the collision history of the RHVP (and in particular, the “significantly high” proportion of wet surface collisions on the RHVP identified in the 2015 CIMA Report) and the years of public and Council complaints could be attributed, at least in part, to the friction levels on the RHVP, and (2) whether the actual friction levels in 2018 and 2019 posed a safety concern. The initial reactions of Mr. McGuire and Mr. Soldo in September and October 2018 that the resurfacing would remedy any inadequacy in the friction levels, appear to have resulted in little consideration of these questions or of the need to perform, or retain a consultant to perform, an assessment that would answer these questions. For his part, Mr. McKinnon relied on their assessment of the appropriate action to be taken.

In part, the failure to adopt this course of action was a reflection of the absence of a clear understanding between Mr. McGuire and Mr. Soldo regarding responsibility for addressing the significance for traffic safety on the RHVP of the Tradewind Report findings and recommendations because of the siloed structure of the Public Works department.

However, the period between Mr. McGuire's discovery of the Tradewind Report and the City's receipt of the FOI request was relatively short, and between Mr. Soldo's receipt of a copy of the Tradewind Report and the FOI request was even shorter. In addition, I accept that there were other competing priorities within Public Works that had to be balanced.

It is not clear how or if the Tradewind Report would have been disclosed to Council absent the FOI request.

In any event, the receipt of FOI 18-189 was a turning point. When it became clear that the Tradewind Report would have to be disclosed under that request, City staff worked expeditiously to prepare a presentation to Council on the outstanding RHVP-related matters including the Tradewind Report. From that time onward, senior staff members worked hard to that end and provided notification to Council of the Tradewind Report within a reasonable time frame.

Nevertheless, the content of the notification to Council of the Tradewind Report was deficient, as a result of the unclear and overlapping roles and responsibilities of those involved and the compressed timeframe. This led to an uncoordinated effort, a significant gap in the presentation to Council on January 23, 2019, and ultimately, notification to Council and the public that focused on damage control.

The Tradewind Report findings required that Public Works provide Council with a presentation that comprehensively reviewed the possible factors contributing to the abnormal collision experience on the RHVP, particularly under wet weather conditions, and its assessment of the past and present significance of the Tradewind test results for traffic safety on the RHVP.

Although the recommendation to lower the posted speed limit, and the short explanation provided by Mr. Soldo in the related staff report, invited such a comprehensive review, the written materials available to the Inquiry do not indicate that such a message was

communicated in a coherent way. The written materials downplayed any concern for the existing friction levels, likely on the basis of Mr. Soldo and Mr. McGuire's views that any such concern would be addressed by the resurfacing planned for the spring of 2019, and continued to emphasize bad driver behaviour over a more comprehensive explanation of the collision experience.

Accordingly, while I accept that the staff involved in the presentations to Council legitimately sought to be open and transparent with Council and the public, Council could have been provided with more information in the written materials to understand more comprehensively the factors contributing to accidents on the RHVP.

### **Answer to TOR Question 9**

*(ix) Was there any negligence, malfeasance or misconduct in failing to disclose the Tradewind Report, or the information and recommendations contained therein, once the Tradewind Report was discovered in 2018?*

The principles set out in answering Question 5 regarding the restrictions on this Inquiry in making conclusions that any individual has breached any legal standard that would entail criminal or civil liability or professional discipline, including in respect of "negligence" and "malfeasance", apply equally to the findings in respect of this Question, as does the definition of "misconduct" described in that answer.

Although I have expressed certain reservations regarding the actions of staff after discovery of the Tradewind Report, I do not find that any of the City staff involved in the preparation of the notification to Council of the Tradewind Report engaged in misconduct.

No individual engaged in improper or unprofessional behaviour to warrant a finding of misconduct. This includes Mr. Boghosian and Mr. Malone. Each provided opinions in their professional capacities in accordance with instructions provided to them by their client, the City. Notwithstanding the limitations of those opinions, there is no evidence that either Mr. Boghosian or Mr. Malone responded to the requests put to them by the City other than in good faith, and on the basis of the information made available to them. Accordingly, I do not consider that any limitations in their respective opinions reflected any misconduct on their part. Their opinions formed part of the staff presentation to Council, the quality of which is addressed below.

Nor do I think that the actions of any of the individuals involved in the Public Works and Legal Services presentations to Council constituted bad management. Each of these staff members addressed issues that fell within their respective areas of responsibility, within the City's organizational structure at the time.

There was, however, a structural flaw within the City's departments which had a significant consequence for the presentations to Council. The notification to Council was not regarded as a joint project that responded collectively to all of the possible implications of discovery of the Tradewind Report, but rather as a series of discrete projects or presentations. For this reason, the process of preparation for notification to Council failed to address the critical issues, a variation of which Council raised on January 23 – that is, the implications, if any, of the Tradewind Report for the present operating conditions on the RHVP and, more specifically, whether the traffic safety measures put in place over time were appropriate and sufficient. The absence of a joint project structure, effective communication among those involved, and the compressed timeframe had the result that there was no analysis of any significance on this issue, apart from the observation that the resurfacing would cure any deficient friction levels, until Council raised questions on January 23, at which point CIMA could not comprehensively address in its report in the limited time available to it.

I wish to repeat, however, that the Inquiry received limited testimony regarding the content of the discussions in the closed sessions of Council and of the GIC, and accordingly, my conclusions on the scope of the information staff conveyed to Council are based primarily on the written materials.

## 12.7. Why Was the City Not Made Aware of the Prior MTO Friction Tests?

The MTO performed friction testing on sections of the RHVP in 2007, 2008, 2009, 2010, 2011, 2012, and 2014. My observations and findings regarding that testing are set out below. Greater detail respecting the facts underlying these conclusions is provided in Chapters 1 and 3.

In 2007, the MTO performed the testing at the request of Dr. Uzarowski on behalf of the City. The 2007 testing was performed with the City's knowledge and agreement. Dr. Uzarowski, Mr. Moore (then Manager, Design, Red Hill Valley Project, Public Works,

Hamilton), and Marco Oddi (then Senior Project Manager, Red Hill Valley Project, Public Works, Hamilton) of the City received the results in October 2007 but they were not further disseminated within the City.

The MTO performed the subsequent RHVP friction testing for the purpose of evaluating the suitability of the Demix aggregate to be placed on the MTO's DSM list (in 2008 and 2009) and to remain on the DSM list (in 2010, 2011, 2012, and 2014). The fact of the MTO's 2008 to 2014 friction testing on the RHVP and the results of that testing remained unknown to City staff and Dr. Uzarowski until February 2019, after the Tradewind Report was disclosed to the public. The City received the MTO 2008 to 2014 friction test results from the MTO on February 12, 2019.

The MTO's actions in respect of the 2008, 2009, 2010, 2011, 2012, and 2014 RHVP friction testing and friction test results were guided by the MTO's practice and unwritten policy of not sharing DSM-related friction testing results with outside parties.

There was no written policy or prevailing practice that prevented MTO staff — more specifically, the Manager of the Materials Engineering & Research Office ("MERO") and the Heads of the Soils & Aggregates section and the Pavements & Foundations section in MERO,<sup>30</sup> who were responsible for administering the DSM and overseeing the MTO's friction testing program, respectively — from sharing the results externally had they wanted to. Becca Lane (Head, Pavements & Foundations Section, MERO, from 2008 until 2011 and later Manager of MERO) and Stephen Senior (Head, Soils & Aggregates Section, MERO, from 2008 until 2016) both acknowledged that they had the authority to do so.

The evidence before the Inquiry was that MTO staff were not prohibited from sharing friction testing results externally in circumstances where the results indicated a real or potential safety concern. Ms. Lane's intention to contact City staff in November 2010 regarding a concerning decline in the 2010 friction values is consistent with this (notwithstanding the fact, unknown to her at the time, that the declining 2010 test values resulted in part from a discrepancy in testing speed).

---

<sup>30</sup> MERO is in the MTO's Highway Standards Branch of the Provincial Highways Management Division. For ease, this information is omitted from any references to MERO staff's job titles in this chapter.



Other factors beyond the unwritten guiding policy contributed to the MTO's non-disclosure of the RHVP test results. As will have been evident from Chapter 3, there were numerous MTO staff involved in the RHVP friction testing dating back to 2007, including at least two Managers of MERO, four Heads of Pavements & Foundations, and two Heads of Soils & Aggregates. The only person who was involved throughout the period from 2007 to 2014 was the friction tester operator himself, Frank Marciello (Pavement Evaluation Supervisor, Pavements & Foundations Section, MERO). No doubt the lack of staff continuity contributed to the results not being shared – there were few MTO staff who had an appreciation of the full picture.

More importantly, the RHVP friction testing was not a circumstance in which an MTO region had requested friction testing because of elevated collision rates or other reasons of concern for a roadway condition, or in which the friction testing obtained by the MTO was part of a broader investigation of a potential issue engaging public safety. Nor is there any evidence to suggest that the MTO was aware of concerns on the part of Council, City staff, the City's consultants, or the public pertaining to friction or safety of the RHVP. In the circumstances of the RHVP, the MTO initiated and conducted the friction testing from 2008 to 2014 solely for DSM purposes.

## 12.8. Answers to Terms of Reference 17, 18, 21, 19, and 20 Relating to Lack of Knowledge of the MTO Report

The "MTO Report" was defined in the Council motion establishing the Inquiry and the Terms of Reference to be the MTO friction testing "in 2007". Accordingly, both the Terms of Reference and the answers thereto pertain only to the friction testing performed by the MTO on October 16, 2007, on the RHVP southbound lanes, and the results of that testing.

### **Answer to TOR Question 17**

*(xvii) Why was the MTO Report not provided to Council or made publicly available?*

As described in Chapter 3, Dr. Chris Raymond (Senior Pavement Design Engineer, Pavements & Foundations Section, MERO) sent the 2007 RHVP friction test results

to Dr. Uzarowski and Andro Delos Reyes (Senior Pavement & Materials Geotechnical Technologist, Golder) on October 18, 2007. Dr. Raymond requested that Dr. Uzarowski and/or Mr. Delos Reyes circulate the results to “those involved with the project” and invited them to contact the MTO if any questions arose about the results.

Dr. Raymond’s distribution to Golder staff, rather than directly to the City, was consistent with the MTO’s standard distribution practice for municipal testing requests, described in Chapter 1, which was to send the results to the requestor. In respect of the 2007 RHVP testing, Dr. Uzarowski had made the request on the City’s behalf, and all discussions about the testing occurred between Golder and MTO staff. It would not have been appropriate for MTO staff to share the 2007 test results directly with City staff or Council given the source of the request and the established communication channel (between Golder and the MTO) pertaining to the City’s request.

Dr. Uzarowski subsequently forwarded Dr. Raymond’s email and the 2007 test results to Mr. Moore and Mr. Oddi at the City. Mr. Moore and Mr. Oddi were the only City staff who received the 2007 friction test results. Further distribution of the results within the City, including to Council, therefore rested with either or both of Mr. Moore and Mr. Oddi. Neither distributed the results further, nor was there any by-law or policy requiring that they do so.

Dr. Raymond did not specify any restrictions or prohibitions on dissemination of the results by Golder, or on dissemination thereafter by those who received the results from Golder, including the City. Thus, there was no MTO-issued directive that prevented Mr. Moore or Mr. Oddi from sharing the results with other City staff and/or with Council.

Mr. Moore made an operational decision not to share the 2007 results with anyone within Public Works. At the time he received the results, the RHVP project was near completion and, with Chris Murray (former Director, Red Hill Valley Project, Public Works, Hamilton) having changed jobs, there was no director of the RHV Project to provide the information to. Having received satisfactory results for newly placed SMA pavement that disclosed no issues, there was nothing to report to Council. Mr. Moore’s decision not to share the results was not inappropriate in the circumstances.

Moreover, I also find that Council would not have expected to receive the 2007 results in October 2007, for three reasons:

- First, RHV Project Office staff held delegated authority over operational and construction-related decisions pertaining to the RHVP, as discussed in Chapter 2;
- Second, the 2007 results were of an overall acceptable nature in the context of newly placed SMA pavement, such that no further steps were required; and
- Third, the 2007 results were not accompanied by any assessment or interpretation. The raw friction data contained in the 2007 results likely would have had little, if any, meaning to councillors. The evidence of Councillor Merulla was illustrative of this point. When asked if he expected Mr. Moore to provide the PWC with the friction test results that Mr. Moore referenced at the PWC meeting on December 7, 2015, Councillor Merulla answered that he would not have because “it wouldn’t mean anything to us.”

The fact of the MTO’s 2007 friction testing was referenced in City staff’s reports and presentation materials for the briefings of Council about the Tradewind Report on January 23 and February 6, 2019. The Inquiry did not receive any evidence that Council requested or received the actual results of the 2007 friction testing at either of those briefings.

### **Answer to TOR Question 18**

*(xviii) Who was briefed within the MTO’s office about the MTO Report?*

For purposes of this question, “briefed” includes all individuals at the MTO who received a standalone copy of the 2007 test results in 2007 and/or information pertaining to the 2007 results between 2008 and 2019.

Frank Marciello, the operator of the MTO’s ASTM E274 brake-force trailer, performed the RHVP friction testing on October 16, 2007. Mr. Marciello also prepared the spreadsheets setting out the 2007 test results.

Thereafter, the following individuals in MERO within the MTO or the MTO Central Region office received the 2007 test results in 2007: Dr. Chris Raymond, Becca Lane, Chris Rogers, Bob Gorman, Tom Kazmierowski, Dennis Billings, Henry Bykerk, and Rob Kohlberger.

The following MTO staff received the RHVP friction test results in at least one of the years 2008, 2009, 2010, 2011, 2012, and 2014, as part of the standard distribution group for the friction test results in those years: Mr. Gorman, Dr. Raymond, Joseph Ponniah, Stephen Senior, Ms. Lane, Karen Smith, and Stephen Lee. The October 2007 results were included in the spreadsheets pertaining to the RHVP southbound lanes test results in each of these subsequent years, and thus the forgoing MTO staff who received any of the 2008 to 2014 RHVP friction test results also received some results of the 2007 testing.

A presentation given by Tom Dziedziejko (General Manager, AME, Aecon Materials Engineering Corp.) at the Municipal Roads Technologies Workshop on January 29 and 30, 2014, included the average FN and FN ranges from the 2007 friction test results, as well as the average friction values from Tradewind's November 2013 testing. In March 2014, the following MTO staff received a copy of, or a link to access, Mr. Dziedziejko's presentation: Hannah Schell, Ms. Lane, Pamela Marks, Seyed Tabib, Mr. Senior, Mr. Lee, Anil Virani, and Imran Bashir. The Inquiry did not receive evidence that established which staff, if any, actually reviewed Mr. Dziedziejko's presentation.

Kevin Bentley (Executive Director & Chief Engineer, Highway Standards Branch, Provincial Highways Management Division, MTO) received a spreadsheet containing the MTO's 2008 to 2014 RHVP friction test results on February 12, 2019, shortly after the Tradewind Report was disclosed to the public. Mr. Bentley received the 2007 to 2014 spreadsheet from his Executive Assistant, in the context of MTO staff preparing a media response regarding MTO friction testing on the RHVP. Several staff in the MTO's Communications Branch were also copied on his assistant's February 12 email and thus also received the results.

### **Answer to TOR Question 21**

*(xxi) Did the MTO request, direct or conduct any friction tests, asphalt assessments, or general road safety reviews or assessments on the RHVP other than the MTO Report?*

As described in detail in Chapter 3, Mr. Marciello conducted friction testing on a stretch of approximately 4 km in the RHVP northbound and southbound lanes in 2008, 2009, 2010, 2011, 2012, and 2014. The 2008 to 2014 testing was requested by the MTO Soils & Aggregates section of MERO in connection with the request of Demix Agrégats to list the Demix aggregate on the MTO's DSM list. The 2008 and 2009 testing was conducted to evaluate the qualification of the Demix aggregate for listing on the DSM. The 2010, 2011, 2012, and 2014 testing was conducted to evaluate the continuing performance of the Demix aggregate necessary to support the continuing listing on the DSM, after it was added in 2009.

All of this testing was conducted pursuant to the MTO's standard procedures for assessing applications for a DSM listing and for maintenance of an existing listing. It was not performed or analyzed for traffic safety purposes.

The standard distribution group for DSM-related friction test results, including the RHVP friction results, was the Head of Soils & Aggregates, Mr. Senior; the Senior Aggregate Engineering Officer in the Soils & Aggregates section, Mr. Gorman; and the Head of Pavements & Foundations, a position filled by various individuals between 2008 and 2014. A complete list of the recipients of the 2008 to 2014 test results is set out above in the answer to Question 18.

The MTO did not distribute the 2008 to 2014 test results externally, including to anyone at the City or Golder, until February 12, 2019, when Mr. Bentley shared the 2007 to 2014 results with the City and the results were shared with the media, as described in Chapter 3. The MTO did not conduct or direct any other asphalt and/or road safety reviews or assessments, aside from the aforementioned DSM-related friction testing, in respect of the RHVP.

**Answer to TOR Question 19**

*(xix) Did the MTO Report contain findings or information that would have triggered Council to make safety changes to the roads or order further studies?*

The 2007 RHVP friction test results consisted of two spreadsheets that contained the detailed test results for each spot in each of the southbound lanes where the brake-force trailer locked its wheels and obtained a friction reading and a chart that plotted the friction numbers. There was no analysis or interpretation of the results, or findings, beyond the accompanying email commentary that some of the friction numbers below FN30 correlated with testing locations underneath structures.

The 2007 RHVP friction testing results were assessed by MTO staff and Dr. Uzarowski (who was the City's QA consultant for the RHVP paving project) in the context of the SMA early age low friction issues that the MTO was experiencing on newly paved MTO highways prior to and in 2007. As described in detail in Chapter 3, from this perspective, the RHVP results were considered acceptable and did not indicate the need for any further investigation or remediation, as they did not give rise to any SMA early age friction concerns for the MTO or for Dr. Uzarowski. The October 2007 MTO friction testing results were higher than the MTO experienced on some of its SMA pavements, which fell below FN30 and in at least one case were as low as low FN20s.

Mr. Moore and Mr. Oddi learned of this favourable view of the October 2007 friction test results from subsequent discussions with Dr. Uzarowski. Mr. Moore testified that his understanding was that the City was "good to go" based on these results. Moreover, as mentioned above, as an SMA pavement, the expectation was that the friction values would increase somewhat after the RHVP opened to traffic and the asphalt film layer was worn off from the surface.

I conclude that even if the 2007 friction test results had been provided to Council in 2007, they would not have triggered any safety changes to the RHVP or prompted any further friction-related studies of the parkway. The uncontroverted evidence before the Inquiry was that no further assessment, remediation, or action was warranted in 2007 because the results were acceptable for newly paved SMA pavement and friction levels were expected to increase shortly after the parkway opened at that time.

**Answer to TOR Question 20**

*(xx) Did the failure to disclose the MTO Report, or the information and recommendations contained therein, contribute to accidents, injuries or fatalities on the RHVP since January, 2014?*

The non-disclosure of the MTO's 2007 test results to Council did not contribute to any RHVP collisions after 2014 for the reason that they were acceptable results for an SMA pavement that had not yet opened to the public and did not disclose any prospective pavement issue.

As noted above in respect of Question 19, the 2007 RHVP friction test results — the lane averages of which were above FN30 — were considered acceptable in the context of the early age low friction characteristic of an SMA pavement. No contemporaneous safety concerns arose from the 2007 results, which were expected to (and did) increase after traffic wore down the asphalt film layer on the surface of the RHVP SMA.

My discussion below in respect of Question 16 applies similarly to Question 20. The 2007 testing was performed six years prior to 2013, and friction levels had, as expected, increased in the following year from the measurements taken in October 2007 to a materially higher level from which they declined thereafter.

Given these considerations, there was no connection between the 2007 results and accidents, injuries, and fatalities that occurred on the RHVP after January 2014.

12.9. What Effect, If Any, Did the Lack of Awareness of the Tradewind Report and the MTO Friction Testing in 2007 on the Part of City Staff, Council, and the Public, and the Lack of Prompt Implementation of the Recommendations Contained in the Tradewind Report, Have on the Safety of the RHVP?



### 12.9.1. Technical Evidence and Findings

This part of this chapter sets out certain additional findings that emerge from the technical evidence that inform my overall conclusions and answers to the remaining questions in the Terms of Reference.

#### *12.9.1.1. RHVP Collision Rates and Types of Collisions*

Apart from discussion of the technical expert opinions received during Phase 2 of the Inquiry, the focus of this section is on the RHVP collision statistics and analyses set out in CIMA's reports to the City between 2013 and 2020. Much of the information from the CIMA reports cited below is relevant to more than one topic of discussion but, for brevity, I will not refer to the same information more than once.

##### *12.9.1.1.1. The RHVP had a Higher Overall Collision Rate than Comparator Provincial Highways*

Although Mr. Karim challenged this evidence in his testimony and in the Karim Report, the evidence indicates that the RHVP had a higher overall collision rate than comparator provincial highways. The following summarizes the evidentiary basis for this conclusion.

In a memorandum prepared for the City in January 2019 (the "2019 CIMA Collision Memorandum"), CIMA concluded that the RHVP's average weighted collision rate, counting all collisions (police-reported and self-reported) for the period between 2013 and 2017, was significantly higher than the collision rates on comparator provincial highways. CIMA concluded that the RHVP's average weighed collision rate was 1.01 collisions per million vehicle-kilometres travelled, whereas the rates were lower on the four provincial freeways CIMA selected as comparators (which used 2009 to 2013 collision data): Highway 403 (0.81 collisions per million vehicle-kilometres travelled); Highway 406 (0.78); Highway 7/8 (0.66); Highway 8 (0.70).

The City did not challenge CIMA on its collision rate calculation methodology or findings during the Phase 1 evidentiary hearings. However, it did so in the Phase 2 hearings through the Karim Report, which the City filed as evidence.

The Karim Report calculated the RHVP average weighted collision rate as being roughly half of the rate which CIMA calculated: 0.69 northbound and 0.43 southbound for an average of 0.56 collisions per million vehicle-kilometres travelled. Considerable time and effort were required by Mr. Brownlee and Commission Counsel to reconcile the CIMA and Karim Report calculations, which also resulted in a scheduling adjustment to the Phase 2 hearings. Ultimately, although not clear in the Karim Report itself, it transpired that the main reason for the difference between the rates calculated by CIMA and Mr. Karim was that Mr. Karim counted only police-reported collisions on the RHVP and excluded self-reported collisions (as CIMA had done in a prior iteration of this memo in January 2018) whereas CIMA counted all collisions, as did the provincial statistics upon which the comparator highway statistics were calculated.

I have relied on CIMA's calculations that the RHVP had higher overall collision rates than comparator provincial freeways because CIMA's calculations were based on an "apples to apples" comparison of the RHVP with the comparator highways, which the Karim Report was not.

*12.9.1.1.2. The RHVP had "Hot Spot" Sections*

As discussed above, certain elements of the RHVP geometry make the roadway challenging to drive and may result in expectancy violations for some drivers leading to poor decision making, particularly in the area between the Greenhill Avenue and Queenston Road interchanges, which requires a higher friction supply in order to execute maneuvers in that area.

Consistent with this evidence, the 2015 CIMA Report found that "all locations with the highest collision frequencies are located within, on approach to, or leaving horizontal curves" and in particular:

- 1) in the northbound direction, a 600 m section around the King Street interchange (31% of northbound collisions in a section that accounts for 7.5% of the RHVP length); and
- 2) in the southbound direction, 100 m sections near the on ramps of the Queenston Road, Barton Street, and King Street interchanges (combined, approximately 30% of southbound collisions in a section that accounts for 3.7% of the RHVP length).

CIMA's Lighting Study, finalized in January 2019, found that:

- 1) the locations with the highest concentration of collisions in the northbound direction were in the vicinity of the King Street interchange and the Mud Street on ramp; and
- 2) the locations with the highest concentration of collisions in the southbound direction were in the vicinity of the King Street on ramp, the Queenston Road on ramp, and the Barton Street on ramp.

CIMA's RHVP Roadside Safety Assessment, also finalized in January 2019, found that:

- 1) “[w]hen wet surface conditions are reviewed by location..., the sections between Greenhill Avenue and Queenston Road stand out, with the proportion of wet surface collisions (self-reported records excluded) ranging between 69% and 88% for total collisions, and between 69% and 83% for [fatal/injury] collisions...Although other sections also present atypically high proportions of wet surface collisions, it is possible that the sequence of curves with relatively small radii (as identified in the 2015 review) in the sections between Greenhill Avenue and Queenston Road contributes to these percentages.”; and
- 2) the proportion of wet surface collisions on the mainline presented an increase compared with the finding of 50% in the 2015 CIMA Report.

*12.9.1.1.3. The Proportion of Wet Road Collisions to RHVP Total Collisions was Abnormally High*

Based on its analysis of collision statistics, CIMA concluded in several reports over the years from 2013 to 2020 that the proportion of wet road collisions (to total collisions) on the RHVP was abnormally high. This view was confirmed by the expert witnesses.

Set out below is a chronological summary of the evidence from CIMA's reports respecting this issue. CIMA's findings set out in the preceding subsection are also relevant to the issue of wet road collisions on the RHVP.

As early as the 2013 CIMA Report (which only dealt with the southernmost portion of the RHVP from Dartnall Road to Greenhill Avenue), CIMA noted a “high proportion of wet surface condition and SMV collisions”. In the 2015 CIMA Report, which dealt with the entire RHVP, CIMA found that:

- 1) “[w]et surface collisions make up the majority of collisions in the study area, with 50.4% (239 out of 474), followed by dry surface with 43.9% (208 out of 474)” and that the proportion of wet surface collisions was “significantly high compared to typical proportions;” and
- 2) “[t]he overall findings from the collision review indicate that the proportion of wet surface collisions in the study area is significantly higher than typically observed in the City and in the Province.”

CIMA reported similar findings in the January 2019 RHVP Roadside Safety Assessment. In this report, CIMA:

- 1) reported that “[o]ut of the 545 mainline collisions that include road surface condition information, 347 (64%) occurred on wet surface and 180 (33%) on dry surface; out of the 157 ramp collisions that include this information, 114 (73%) occurred on wet surface and 38 (24%) on dry surface. The proportion of wet surface condition collisions is noticeably higher than what was found in the 2015 review (50%), which, on that study, had already been found to be significantly higher than the Provincial and City averages of 17.6% and 22%, respectively”; and
- 2) recommended that the pavement design used for the upcoming RHVP resurfacing in 2019 consider the history of wet surface collisions and investigate the “need for higher friction surface”.

Similarly, in the January 2019 Lighting Study, CIMA found that:

- 1) “[o]ut of the 373 SMV collisions, 244 (65.4%) occurred under wet surface conditions, as well as 87 out of 199 rear end collisions (43.7%) and 98 out of 166 sideswipe collisions (59.0%)”; and

- 2) “[w]et surface collisions make up the majority of collisions in the study area, with 57.5% (457 out of 795), followed by dry surface with 37.5% (298 out of 802).” CIMA described the RHVP wet surface collisions as “significantly higher compared to typical proportions”.

In their reports and testimony, CIMA and the technical experts called by Commission Counsel and the City all agreed that the proportion of wet road collisions on the RHVP was high. As to how “high” the RHVP wet road collision proportion was compared to expected norms, a variety of adjectives and descriptions were used:

- CIMA in its various reports used the terms: “significantly high”, “noticeably high”, “high proportion”, and “atypically high”.
- Dr. Flintsch described it as: “unusually high”, “consistently high”, “very high”, and “quite high”. He testified that typical wet road collision proportions are in the range of 25%.
- Mr. Brownlee referred to the RHVP having “an inordinate number of wet road crashes.” He also testified: “If I see 50 percent, 40 percent wet weather collisions....on a freeway, that’s going to [pique] my interest. That’s not something I see every day in my analysis. Do I need a study of peer locations to tell me that’s something pretty substantial? After 25 years, no. That’s something that would speak to me right away.”
- Mr. Hein stated that one would normally expect wet road collisions to be 20% to 40% of the total. He acknowledged on cross-examination that the figures cited in the RHVP Roadside Safety Assessment, being 64% overall and up to 88% between Greenhill Avenue and Queenston Road were “pretty high”.

Nothing turns on the precise wording used to describe these findings. The important point is that there was a disproportionately high number of wet road accidents on the RHVP during the period relevant for the Inquiry.

*12.9.1.1.4. The Utility of RHVP Collision Rate Calculations for 2020 and 2021*

The Brownlee Report relied in part on downward RHVP collision trends in 2020 and 2021 disclosed in the City's Annual Collision Reports.

However, the Karim Report pointed out that the Brownlee Report's reliance was misplaced due to changes in traffic volumes and patterns during the pandemic rendering any such conclusions unreliable. CIMA had previously expressed a similar caution in a 2020 report entitled "Red Hill Valley Parkway Analysis". Mr. Brownlee, on reflection after reviewing the Karim Report, agreed.

Accordingly, I place no reliance on the RHVP collision trends in 2020 and 2021. As a result, there was no post-resurfacing collision data available to the Inquiry to determine whether the resurfacing of the RHVP in 2019, along with the posted speed reduction and other countermeasures implemented since 2019, have resulted in any improvement or change in the accident experience on the RHVP, including the important wet road collision proportion. The experts agreed, however, that when statistics become available for 2022, it should be possible to begin drawing conclusions from any apparent trends.

*12.9.1.2. Did Friction Values Contribute to the Accident Experience on the RHVP?*

*12.9.1.2.1. Assessment of the Friction Levels Based on the Friction Test Results Between 2007 and 2019*

As described in detail elsewhere in this Report, friction testing has been conducted on the SMA surface of the RHVP on various occasions between 2007 and 2019 by the MTO, Tradewind, Applied Research Associates, Inc. ("ARA"), and Englobe Corp. ("Englobe"). The MTO and ARA used locked wheel testing equipment, whereas Tradewind and Englobe used GripTester equipment. ARA and Englobe both tested in May 2019 prior to the resurfacing that year, and ARA also tested in September 2019 after the resurfacing.

The results of these tests are summarized below. In summary, the results are generally consistent in reflecting a roughly 20% decrease in friction values commencing in 2008, followed by a levelling off commencing around 2013 or 2014. The levelled off values

were, on average by lane, slightly above the friction number of 30 used by the MTO as described in Chapter 1.

The MTO October 2007 results were good for new SMA tested prior to being opened to traffic. The average friction numbers for both lanes tested (southbound) at a speed of 90 km/h was 34 with some individual results below 30. While the results were not high, objectively speaking, they were much better than other brand new SMA pavements that the MTO had tested, including one newly paved stretch of Highway 401 which was tested the same week as the RHVP and had results in the low to mid 20s, as noted above. This assessment that the results were good is made in the context that, based on typical SMA experience, it was predictable that friction would initially be low and would increase after several weeks or months of the paved section being exposed to traffic.

The 2008 MTO results disclosed that friction indeed had increased following the October 2007 MTO testing. The lane average values measured for all four lanes — two northbound and two southbound — were each in the 39 to 41 range, with no values under 30. This increase was consistent with the increase expected after the new SMA was exposed to traffic.

The MTO results from 2009 to 2014 (excluding 2013 when testing did not occur) disclosed a decrease in the friction levels in each year. Beginning with the MTO testing in 2011, some of the individual results (although not the averages) dipped slightly below 30. By 2014, the MTO results were approximately 20% lower than measured in 2008, with the lane averages being 30.5, 30.7, 31.7, and 33.2, and a number of individual readings below FN30, going as low as 26.1. As was pointed out in the Hein Report, even taking averages of the 2014 MTO results in 500 m segments still resulted in some of those segments having averages slightly below FN30.

The 20% decline in friction disclosed by the MTO results was not unusual over a period of six years, and was consistent with an expected amount of polishing of the aggregate used in the pavement due to wearing from traffic. However, as Dr. Flintsch noted, the reduction, while not unexpected, was “significant” because the starting point friction levels in 2008 were not particularly high to begin with. Using the informal MTO FN30 guideline as an investigatory threshold, there is more significance to a reduction



of 20% from a starting point of 39 or 40 as it starts to approach an investigatory level, than would arise from a 20% reduction from a starting point of 50.

The ARA results taken pre-resurfacing in May 2019 had a lane average ranging from 31 to 35. Although ARA measured the entire RHVP rather than the shorter distance measured by the MTO, the ARA results are generally consistent with the 2014 MTO results and confirmed that the approximately 20% reduction in friction had levelled off.

The Flintsch Report plotted the May 2019 ARA test results in both directions for all lanes. These figures are reproduced below in **Figures 12a** and **12b**.

**Figure 12a: Plotting of May 2019 ARA Test Results, Southbound Lanes**

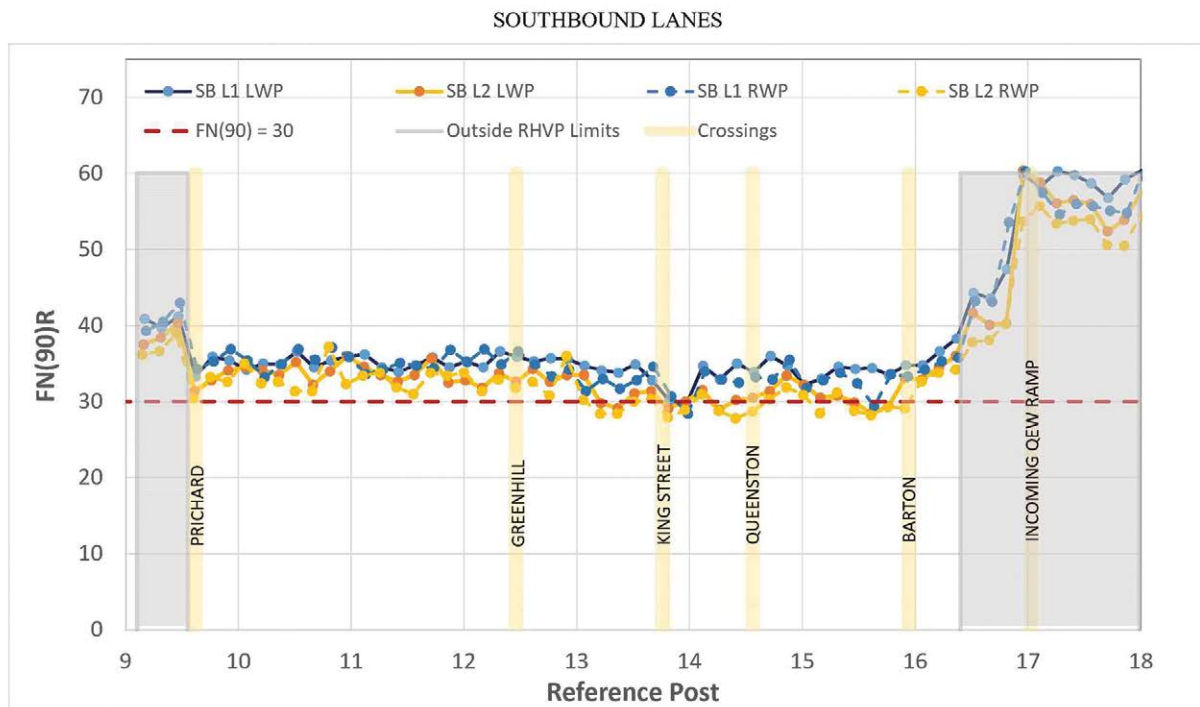


Figure 3. May 2019 Friction Measurements by ARA before resurfacing in the Southbound direction

Notes: The reference post is the chainage as provided in the files submitted by ARA. The shaded areas cover sections outside the results at both ends that were taken on different pavements than the RHVP SMA surface that was paved in 2007.

**Figure 12b: Plotting of May 2019 ARA Test Results, Northbound Lanes**

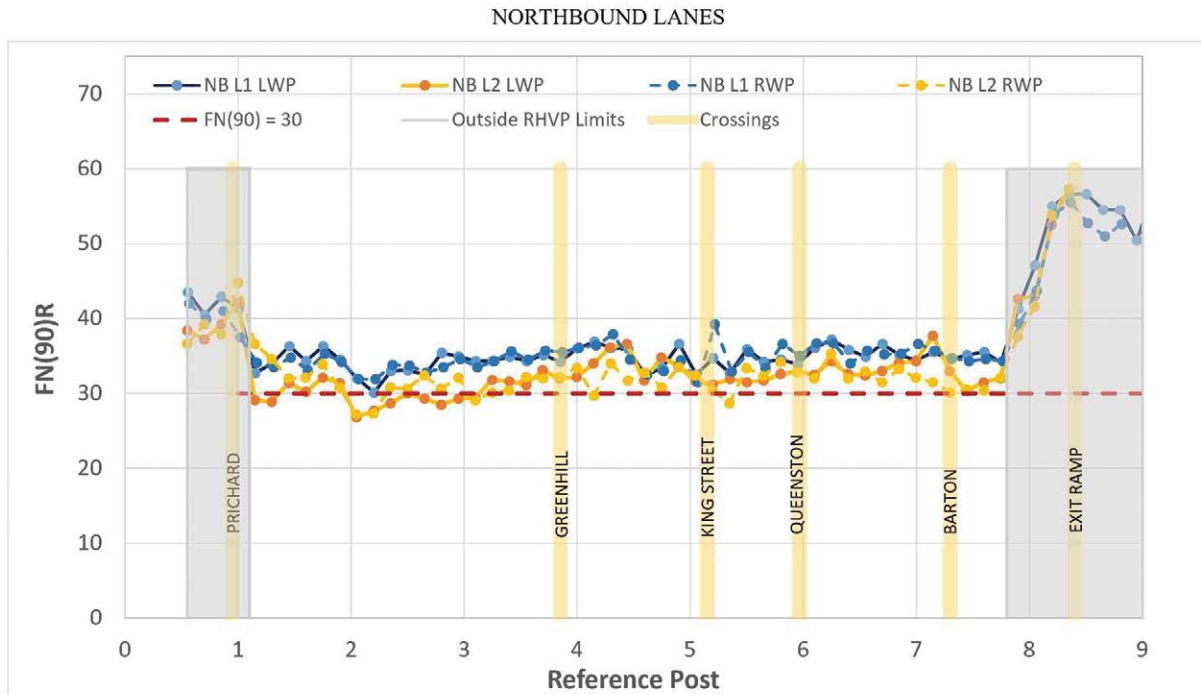


Figure 4. May 2019 Friction Measurements by ARA before resurfacing in the Northbound direction

Notes: The reference post is the chainage as provided in the files submitted by ARA. The shaded areas cover sections outside the results at both ends that were taken on different pavements than the RHVP SMA surface that was paved in 2007.

As can be observed from ARA’s pre-resurfacing results, the friction number climbs steeply outside the RHVP paving limits at both the south (left side in **Figures 12a** and **12b**) and north (right side in **Figures 12a** and **12b**) ends of the parkway. At the north end, which is the RHVP/QEW interchange paved by the MTO in 2008 or 2009, the friction numbers climb into the 50s. At the south end, which is the LINC (resurfaced in 2011), the friction numbers also climb, though not by as much, into the mid/high 30s and low 40s.

The November 2013 Tradewind results and the May 2019 Englobe results, both taken using a GripTester, were quite similar to one another. They were also generally consistent with and confirmatory of the 2014 MTO and 2019 ARA results.

The Tradewind and Englobe results together, being similar to one another, confirm the conclusion from the MTO and ARA results that the prior reduction in friction levelled off after 2013/2014, as shown by the following chart in the Flintsch Report, reproduced at **Figure 12c**, comparing them.

**Figure 12c: Plotting of 2013 Tradewind and 2019 Englobe Results**

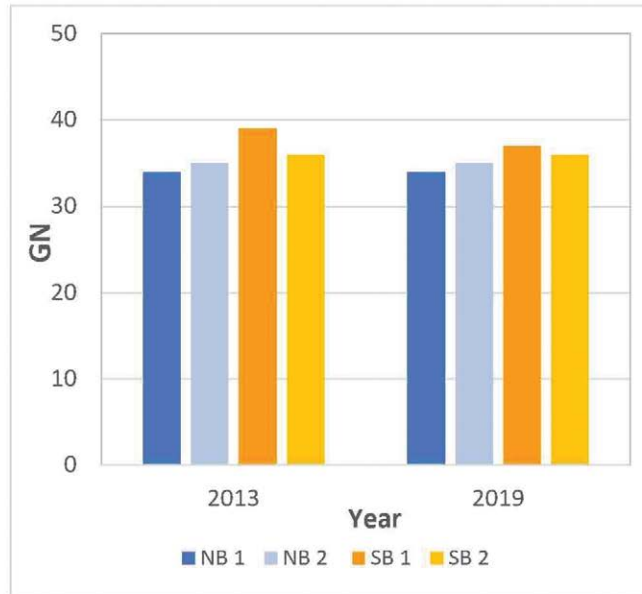


Figure 9. Evolution of GripTester average measurements by lane between those taken by Tradewind in November 2013 and Englobe in May 2019.

Dr. Flintsch’s admittedly approximate conversion of the Tradewind and Englobe Grip Number results to friction numbers that can be compared with the MTO and ARA results was helpful and, while by no means perfect, a reasonable comparison. As extracted in a chart in the Flintsch Report which plots all the MTO, Tradewind, ARA, and Englobe results by lane averages, with the Tradewind and Englobe results by lane averages converted from Grip Number to FN(90) for comparison purposes, the results are also largely confirmatory of one another. This chart is reproduced at **Figure 12d**.

**Figure 12d: Plotting of Converted Tradewind and Englobe Results**

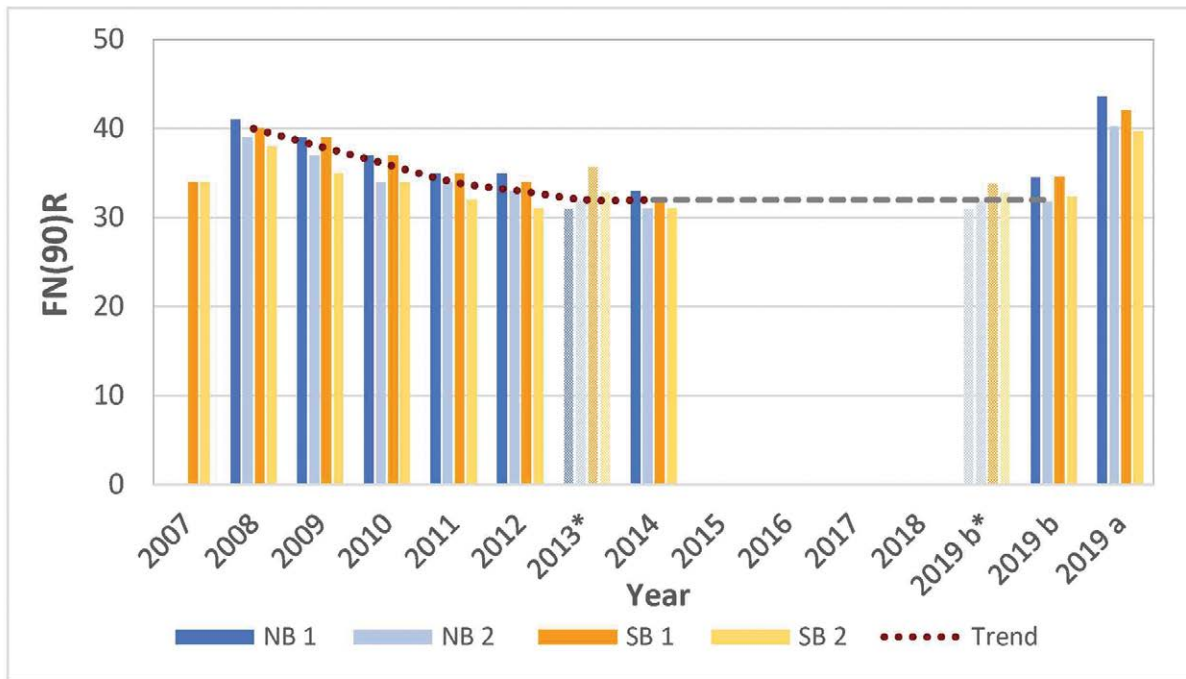


Figure 10. GripTester friction measurements overlapped with the Locked-wheel tester data.

Note: The GripTester results converted to FN(90) are the more lightly shaded bars shown in 2013 (Tradewind) and 2019 before resurfacing (Englobe)

It should be noted that the far-right bars in **Figure 12d** marked as “2019 a” represent the September 2019 ARA results, which reflect the increase in skid resistance after the RHVP resurfacing.

*12.9.1.2.2. The Selection of the Demix Aggregate and SMA Did Not Adversely Affect RHVP Friction Values*

A question was raised in the course of the Inquiry as to whether the aggregate used in the SMA surface course was satisfactory. As discussed in Chapter 2, Golder approved use of an aggregate from the Varennes quarry of Demix Aggrégats, an affiliated corporation of Dufferin, which was the RHVP paving contractor. At the time, the Demix aggregate had not been approved for inclusion on the MTO’s DSM list of approved aggregates for provincial highways, although it was subsequently added to the DSM in 2009, as discussed in Chapter 3. The Inquiry did not receive any evidence that indicated that the frictional or other characteristics of the Demix aggregate were inadequate.

In this regard, as noted above, the Baaj Report filed by Golder addressed three matters pertaining to the Demix aggregate. First, the Baaj Report described in detail the various tests conducted on the Demix aggregate prior to and at the time of paving. Second, the Baaj Report concluded that, as a result of those tests, based on the information available in 2007, the Demix aggregate could have been expected to provide a good frictional performance and was suitable for use in the SMA surface course of the RHVP. Lastly, the Baaj Report explained that the PSV results obtained from testing conducted on the in-service Demix aggregate in December 2017, as part of the Golder Pavement Evaluation, were not reliable for the purpose of determining what the PSV was at the time of paving in 2007.

The first two matters aligned with the Flintsch Report, but provided much more detail. The third contradicted a fairly minor issue raised in the Flintsch Report, in respect of which Dr. Flintsch ultimately deferred to Dr. Baaj's expertise. Accordingly, I accept Dr. Baaj's opinions on these matters.

In addition, Dr. Flintsch concluded that, although there were some construction deficiencies disclosed by the various asphalt test results obtained at the time of paving, these deficiencies were unlikely to have adversely affected the friction qualities of the RHVP SMA. This conclusion was not challenged and I accept it.

*12.9.1.2.3. Inadequate Skid Resistance was a Contributing Factor to Wet Surface Condition Accidents on the RHVP*

The evidence before the Inquiry established that, at least with respect to accidents under wet surface conditions, inadequate skid resistance was a contributing factor to accidents on the RHVP.

The 2015 CIMA Report concluded that the high proportion of wet surface-related collisions observed on the RHVP may indicate a potential issue with pavement skid resistance. In the report, CIMA also noted that the proportion of wet surface collisions appeared to be increasing over the years. This suggests that, if low skid resistance was a contributing factor, it was not related to the early age SMA low friction issue described in Chapters 1 and 3. CIMA also reported that another potential contributing factor to wet pavement collisions was the high speeds observed on the RHVP.

CIMA's 2019 RHVP Roadside Safety Assessment observed that "[l]ost control" and "speed too fast for conditions" apparent driver actions were reported in 33% of mainline collisions (44% for wet surface collisions) and 56% of ramp collisions (68% for wet surface collisions). It also stated that these findings suggested that inadequate skid resistance (surface polishing, bleeding, contamination) and excessive speeds may be contributing factors to collisions. Inadequate friction can result not only from the characteristics of the pavement surface but also from contamination on that surface. The evidence of the technical experts was essentially consistent, with the exception of one issue.

Mr. Malone of CIMA also testified to this point. Mr. Malone stated in his testimony that, in his view, road slipperiness (low friction) was one of several factors contributing to the high proportion of wet road collisions. In Mr. Malone's opinion, the other contributing factors were operating speeds on the RHVP substantially exceeding the design speed and the geometry of the RHVP (tight horizontal curves and close proximity of the on/off ramps).

Dr. Flintsch and Mr. Brownlee agreed these were all contributing factors and were of the opinion that, although the RHVP friction levels may not have been an issue on a different road, the friction demand of the RHVP in some locations was such that the supplied pavement friction was inadequate.

The Hein Report and the Karim Report, and the testimony of Mr. Hein and Mr. Karim at the Inquiry, focused on the non-contentious point that for individual collisions it is necessary to perform a full collision reconstruction in order to determine the contributing causes. However, in oral testimony they also acknowledged that friction was a contributing cause to the high proportion of wet road collisions on the RHVP. By this I understood them to agree with Dr. Flintsch and Mr. Brownlee that the friction supply was inadequate for the friction demand given the operating speeds through challenging geometric sections of the RHVP, not that the friction levels were inordinately low or unsafe on their own. Mr. Hein also acknowledged that if faced with these facts, he would have initiated an in-field investigation of at least part of the RHVP if he was also aware of the high proportion of wet road collisions and the friction demanded in certain locations of the RHVP by the tight geometry.

The issue of some disagreement as among the experts was whether the contributing factors identified by Mr. Malone, set out above, could be ranked and, in particular, whether skid resistance would be considered the principal cause of wet surface accidents on the RHVP generally. Only Mr. Brownlee was prepared to rank these factors. The other experts considered them to be too interrelated to permit a ranking.

Mr. Brownlee explained that his ranking of friction as the greatest contributing factor was based on road surface conditions being an unseen expectancy violation for drivers. He pointed out that in circumstances when compromised surface conditions are visible to the driver — such as snow, slush, ice, or gravel conditions — most prudent drivers will adjust their speeds to accommodate the geometry, whether curves or straight sections. By contrast, drivers do not expect or adjust their speeds for situations where the pavement friction is relatively low. Essentially, they are surprised they cannot operate their vehicle in wet road conditions like they normally do.

While Mr. Brownlee’s analysis may reflect a practical reality, the evidence is not sufficiently strong to conclude that inadequate skid resistance is the highest-ranking cause of wet surface accidents. However, the evidence does confirm that inadequate skid resistance is an important contributing collision factor, together with the other factors.

*12.9.1.2.4. The RHVP Friction Levels Were “Relatively Low” and a Likely Contributor With Other Factors to Collisions*

Dr. Flintsch opined that the skid resistance levels on the RHVP by 2013/2014 were “relatively low”. This opinion echoed the wording used by Dr. Uzarowski to the City and in his testimony before this Inquiry. I agree with this characterization. However, the concept of “relatively low” friction is by definition contextual and requires some explanation.

As a general matter, it is not disputed that deficient friction is seldom the sole or principal cause of accidents on an expressway. In any event, the Inquiry has seen nothing to suggest that friction levels on the RHVP were so low that friction in and of itself was a concern in the absence of other factors.



I have addressed above the evidence that friction levels on the RHVP, or a section thereof, were such that they did not supply adequate skid resistance to vehicles negotiating the roadway and thereby constituted a potential contributing factor to accidents on the roadway where there was a wet surface. The question addressed in this section is whether the evidence justifies a more general conclusion, even in the absence of wet surface conditions. In my view, it does based on the evidence discussed below, although no conclusions can be reached with respect to any individual collision without a full collision reconstruction, regardless of the surface conditions.

Dr. Flintsch's opinion that the skid resistance levels on the RHVP between 2013/2014 and the resurfacing in 2019 were "relatively low" is consistent with the evidence of Mr. Senior of the MTO. Mr. Senior testified that the 2014 MTO results were lower than results for most MTO pavements of that age, though comparable to a few traprock aggregate pavements that had friction results in the low to mid FN30s.

Skid resistance on the RHVP was also low relative to the friction (1) on the contiguous QEW/RHVP interchange paved only a year or two after the RHVP, but which ARA measured in 2019 as having FN results between 50 and 60 (taken at 90 km/h), and (2) on the LINC which was resurfaced in 2011, as disclosed by Tradewind's 2013 results reported in the Tradewind Report and by the ARA and Englobe results in 2019.

The Hein Report took issue with Dr. Flintsch's opinion that the friction levels on the RHVP were "relatively low" because, essentially, those levels were, on average, above the informal guideline of FN30 used by the MTO. However, as discussed in Chapter 1, the MTO only applies that guideline as a strict threshold in the approval process for listing of an aggregate on the DSM list. As stated in the MTO's closing submissions, "continued 'monitoring' for DSM list purposes (that is, yearly friction testing) is standard procedure within the [Soils & Aggregates] section. This should not be conflated with regional staff 'monitoring' identified in-field issues." In circumstances where friction testing is requested by an MTO regional office for the purpose of investigating the possible contributing factors to an accident experience, the MTO applies a more comprehensive approach, under which friction could be a factor even if the friction levels exceed FN30, and conversely may not be a factor even if the friction levels fall below that number.

Both the MTO and the 407 ETR Concession Company Limited (the “407 Company”) provided instructive evidence on their respective approaches to friction as it relates to traffic safety, which was broadly consistent with the approach applied by North American highway agencies as described in the Flintsch Report.

Significantly, relatively low levels of friction may be adequate in many circumstances but inadequate, and thereby a contributing factor, in cases where other contributing factors, such as the geometry of the roadway, increase the friction demanded of the roadway. For this reason, the friction level of FN30 used informally by the MTO for approval of an aggregate on the DSM list is not strictly applied by the MTO if the purpose of the investigation is traffic safety. This reflects a common sense observation that the mere fact of friction measurements exceeding an investigatory level is not determinative of whether or not there is a friction supply problem given the friction demand of a highway segment. This is also the view of Dr. Flintsch and informs my findings below respecting RHVP friction levels.

In addition to the MTO regional offices’ use of this approach, the MTO also imposes a requirement that provincial highways be built using pre-approved aggregate listed on the DSM. Use of a DSM listed aggregate is required to ensure that the surface courses on MTO highways maintain satisfactory frictional performance for their foreseeable life.

A similar approach is also embedded in the concession agreement between the MTO and the 407 Company described in Chapter 1. That agreement requires the 407 Company to test skid resistance on the Highway 407 Express Toll Road (the “407 ETR”) every two years using a locked-wheel tester at the posted speed of 100 km/h and imposes an investigatory level of FN30. In addition, however, regardless of whether or not the investigatory level is actually reached, the 407 Company must take action if it is thought that a surface friction problem exists. Mr. Hein acknowledged that this requirement creates a reasonable framework, and indeed is consistent with the approach the MTO generally takes when the regional offices address a concern for the accident experience of a highway or part thereof as described above.

Accordingly, in addressing the question of whether the friction levels for a particular stretch of the RHVP were “relatively low”, the issue is not whether the friction levels

in that area exceeded an informal threshold of FN30 applied by the MTO for certain purposes but whether the friction levels were sufficiently low that, given the other circumstances pertinent to traffic safety in respect of that area, they were a potential contributing factor to accidents as a result of insufficient skid resistance.

In the case of the RHVP, the fact that parts of the roadway are challenging to drive makes the need for friction supply even more important, in order to meet the friction demand in those areas. As such, the RHVP's "relatively low" friction presents a problem that might not be present on other, less challenging highway segments, particularly, but not exclusively, when the pavement surface is wet. As Dr. Flintsch testified, while the friction supplied by the RHVP's SMA pavement was not inordinately low, it was low relative to the friction demanded by the geometric features of the RHVP. In this regard, the following evidence is also relevant.

First, as discussed in Chapter 11 and above in this chapter, CIMA reported in 2019 that the RHVP's average weighted collision rate was higher than the four provincial freeways used as comparators in the 2019 CIMA Collision Memorandum.

The City challenged this conclusion in putting forward the analysis in the Karim Report, which, as described above, suggested that the average weighted collision rate on the RHVP was lower, and not higher, than the comparator highways.

The RHVP collision data and the provincial comparators collision data that CIMA used to calculate the respective collision rates in the 2019 CIMA Collision Memorandum included police-reported collisions and self-reported collisions. However, the calculations in the Karim Report were based on data that included only police-reported collisions (and excluded self-reported collisions), and accordingly did not present comparable results.

Second, as discussed above, the evidence indicated that there was a disproportionately high number of SMV accidents. Dr. Flintsch pointed out that "poor road surface conditions, including lower pavement friction, is one of the primary contributory factors to an over-representation of SMV collisions on urban freeways." Mr. Brownlee made a similar comment in the Brownlee Report in the context of his review of the City's 2017, 2018, 2019, 2020, and 2021 Annual Collision Reports.

The Inquiry received considerable evidence regarding the accident experience involving SMV collisions on the RHVP. Both the 2013 CIMA Report, which studied the section of the RHVP from the Dartnall Road interchange to the Greenhill Avenue interchange, and the 2015 CIMA Report, which studied the entire RHVP, found that SMV accidents were the most common impact type on the RHVP. In the RHVP Roadside Safety Assessment, CIMA identified that one of its “main findings” in the two foregoing reports was an “atypically high proportion“ of SMV collisions. Mr. Brownlee considered the proportion of SMV collisions on the RHVP to be high compared to provincial and City averages. Dr. Flintsch characterized the City’s 2017, 2018, 2019, 2020, and 2021 Annual Collision Reports as showing a very high proportion of SMV accidents.

While the Karim Report also challenged these observations, it provided no support to contradict Mr. Brownlee’s conclusion regarding the comparable provincial and City averages for SMV collisions or Mr. Brownlee’s statement regarding the atypical experience of the RHVP in this respect. I am unable to reconcile the Karim Report assertion that, in fact, SMV collisions were not the most prevalent type of collision on the RHVP with CIMA’s conclusions. I also note that the findings in the Karim Report indicate that SMV collisions were the most prevalent type of collision for police-reported collisions.

Ultimately, the extent to which friction levels on the RHVP might have been a possible contributing factor to collisions on the RHVP (even those that occurred under dry surface conditions) prior to 2019 cannot be definitively established. However, Dr. Flintsch’s evidence on this issue is instructive. He testified that, in general, skid resistance affects the frequency of both wet and dry collisions, and that both will increase as friction decreases, but with a greater effect on wet surfaces. He also testified that, as noted above, in respect of the RHVP in particular, while the friction supplied by the SMA pavement was not inordinately low, it was low relative to the friction demanded by the geometric features of the RHVP. In my view, the preponderance of the evidence regarding the other contributing factors to the accident experience on the RHVP, including not only the geometric features but also the location of the interchanges and ramps as well as the relationship between the design speed and the posted speed limit, supports this conclusion.

## 12.10. Answers to Terms of Reference 22 and 23 Relating to Friction Standards

### **Answer to TOR Question 22**

*(xxii) What is the standard in Ontario, if any, with respect to the acceptable levels of friction on a roadway?*

There is no formal standard for acceptable levels of friction on a roadway in Ontario. The MTO also does not publish any friction measurement standards or friction level investigatory limits in respect of highways in Ontario.

However, in practice, for traffic safety purposes, the MTO uses a tested friction level of FN30 (measured at the posted speed) as an informal investigatory level guideline for assessing roadway friction based on testing using its locked-wheel trailer testing equipment. This informal threshold is, however, applied flexibly in different circumstances and is not regarded as an indication, in itself, of either a safe road if a friction level exceeds the threshold or an unsafe road if a friction level falls below the threshold.

While this guideline is not published, the MTO's use of this informal guideline was not a secret within the asphalt or paving industries in Ontario, although it was not universally known during the relevant period for the Inquiry. While Dr. Uzarowski of Golder was aware of the MTO's use of this guideline, witnesses for the City and Dufferin, who are part of that community, testified that it was not known to them.

The detailed information pertaining to the answer to Question 22 is addressed in Chapter 1 in the sections pertaining to the MTO.

### **Answer to TOR Question 23**

*(xxiii) Is information with respect to the friction levels of the roadways in Ontario publicly available?*

The MTO does not broadly share its friction data externally as a rule, although on occasion MTO friction data may be published or shared in technical papers and industry presentations. There is no formal MTO directive governing responses to friction-related

inquiries, but in practice MTO staff appear to have limited their responses to generic, high-level information avoiding the provision of specific information regarding friction results on specific MTO highways, any MTO views regarding appropriate threshold levels, and any interpretation of friction results.

The detailed information pertaining to the answer to Question 23 is addressed in Chapter 1 in the sections pertaining to the MTO.

## 12.11. Answers to Terms of Reference 16 and 14 Relating to the Reliability of the Tradewind Report

### **Answer to TOR Question 16**

*(xvi) Did the MTO Report provide additional support or rebuttal to the conclusions contained in the Tradewind Report?*

The MTO 2007 friction test results in the MTO Report provided neither support nor rebuttal to the conclusions of the Tradewind Report for the reason discussed below.

The circumstances of, and reasons for, this friction testing by the MTO are described in Chapter 3. The MTO also conducted friction testing on the RHVP in 2008, 2009, 2010, 2011, 2012, and 2014. The results of these years of testing are outside the scope of the “MTO Report”, and thus, are outside the scope of this Term of Reference. The 2008 to 2014 test results are considered only in the response to Questions 14 and 21.

As described in Chapter 3, from the MTO’s perspective the purpose of its friction testing conducted in October 2007 was to measure and assess the early age friction levels of the SMA surface course on the RHVP prior to the RHVP being opened to the driving public, for informational purposes. The expectation at the time of the October 2007 testing was that the RHVP friction levels would be lower than in-service RHVP friction levels after traffic wore the asphalt cement film off the surface, as proved to be the case.

In contrast, the 2013 Tradewind testing was performed after six years of traffic on the RHVP. By 2013, the asphalt cement film on the surface course that contributed to the initial friction levels in 2007 had long since worn off. The 2013 testing measured the friction levels on the RHVP's entire in-service SMA surface in both directions. The MTO test results for the years commencing in 2008 demonstrate that the friction levels on the RHVP increased materially in 2008 and thereafter began to decline.

Accordingly, the condition of the RHVP pavement surface at the time of the Tradewind testing in 2013 was different from that at the time of the 2007 MTO testing. The frictional performance in 2007 prior to opening was distinct from, and cannot be compared to, the parkway's frictional performance six years later in 2013 when tested by Tradewind.

#### **Answer to TOR Question 14**

*(xiv) Did subsequent consultant reports provide additional support or rebuttal to the conclusions contained in the Tradewind Report?*

Subsequent friction test results and reports supported the results and conclusions in the Tradewind Report.

In answering this question, I have included the MTO friction test results for the years 2008 to 2014, excluding 2013, even though the MTO is not a consultant to the City or otherwise. These test results include an important set of data which is needed to understand and contextualize the other test results.

The MTO test results reflected a decline in the friction levels on the RHVP from 2008 to 2012 which levelled off by 2014 at a level slightly in excess of the friction level of FN30 on an average basis for each lane in each direction.

The friction testing conducted by Englobe in May 2019 before resurfacing of the RHVP used a GripTester. Accordingly, the Englobe results are directly comparable to the Tradewind results. The Englobe results also confirm a reduction in friction levels of approximately 20% which levelled off after 2013 or 2014.

The MTO test results and the ARA test results obtained prior to the resurfacing in 2019 were obtained using a locked-wheel test device and the results are therefore not directly comparable to the Tradewind results. However, the technical experts



engaged by Commission Counsel and the City, Dr. Flintsch and Mr. Hein, respectively, considered the Tradewind results to be generally consistent with the MTO test results and the results obtained by ARA and Englobe. In particular, the ARA test results confirmed the approximately 20% reduction in friction after 2008 which had levelled off by 2014.

The conclusion of the Tradewind Report has been set out above – it was credible and reliable. Each of Dr. Flintsch and Mr. Hein testified that the Tradewind results would have prompted them to investigate further the potential significance of the relatively low friction levels.

I note as well that the various CIMA reports prepared subsequent to the Tradewind Report, even though issued in ignorance of the Tradewind Report, contained collision history statistics and analysis suggesting that low friction might be a contributing factor to the accident experience on the parkway, all of which provided additional support for the Tradewind Report test results and its conclusion that further investigation was necessary.

## 12.12. Answers to Terms of Reference 10, 11 and 12 Relating to Safety Implications of the Non- Disclosure of the Tradewind Report

Terms of Reference Questions 10, 11, and 12 require consideration of the consequences of the nondisclosure of the Tradewind Report at the time of its receipt in January 2014. The principal significance of Mr. Moore's retention of the Tradewind Report was that the Traffic group and its consultant, CIMA, did not have the benefit of the findings and recommendations in the Tradewind Report in the preparation of the 2015 CIMA Report and CIMA's subsequent reports. The question is therefore what could reasonably be expected to have happened if Traffic had in fact received the Tradewind Report and the 2014 Golder Report in 2014. The answers to these questions are by their nature speculative.

The question posed is not, however, the same as asking whether CIMA's recommendations for countermeasures in the 2015 CIMA Report and subsequent reports would have been any different. As discussed above, CIMA provided a view

regarding its actions in the February 4 CIMA Memorandum. There are, however, several limitations to that opinion that I have set out above. It would also be inappropriate to base the answer to this question on a prediction or speculation regarding CIMA's subjective views alone. Public Works staff were, and are, required to come to their own independent assessment of the merits of consultant recommendations. For the same reason, they are required to reach their own view of appropriate countermeasures, as Mr. Soldo did in 2019 when he did not adopt CIMA's recommendation in the Speed Limit Study to maintain the posted speed limit of 90 km/h on the RHVP.

Accordingly, I have answered Questions 10, 11, and 12 based on an objective standard of what internal municipal traffic safety professionals, acting with external advice, should reasonably have been expected to do, with the benefit of the Tradewind Report and accurate information regarding the design criteria for the parkway. In doing so, I have limited my answers to these questions to actions that I think might reasonably have been expected to have occurred based on the evidence before the Inquiry. I will first set out four observations and conclusions that collectively describe the framework that I have applied in considering these questions and will then turn to the answers to Questions 11, 10, and 12 in that order.

First, the evidence presented to the Inquiry establishes that a number of different factors collectively contributed to the accident history on the RHVP, including geometry, surface conditions resulting in relatively low friction levels, and drivers' expectations regarding how fast they could safely drive on the RHVP. However, Traffic focused its presentations to Council on bad driver behaviour, particularly "excessive" speeding, as the principal if not the sole explanation for the accident experience on the RHVP including, but not limited to, the accident history involving wet surface conditions. Clearly, accidents have resulted from drivers negotiating the parkway at speeds that exceeded the available friction supply of the roadway, particularly under wet surface conditions. However, the question to be asked is whether the roadway was safe for drivers who were driving at what they expected was an acceptable speed in light of the posted speed limit of 90 km/h.

Second, based on the expert evidence, the Tradewind results and recommendations were credible, even if the application of the UK standard in Ontario as an operating guide might be questionable. In other words, the Tradewind Report should have been taken seriously and its recommendation for further investigation at least addressed for

the purposes of assessing the condition of the pavement after six years of increased traffic volumes, if not specifically in the context of traffic safety. In this regard, both Dr. Flintsch and Mr. Hein testified that they would have undertaken a further investigation to assess the significance of the Tradewind findings.

Third, while the Tradewind Report does not identify an urgent concern, whether relating to pavement condition or traffic safety, it does identify a condition that could, under some circumstances, be a contributing factor to accidents, particularly under wet surface conditions, and therefore, that required further investigation. More significantly, it would have been an indication to Traffic staff that other factors, such as the friction levels on the RHVP, could have been contributing to the accident experience. For this reason, I think that it is reasonable to proceed on the basis that if the Traffic group had received the Tradewind Report, Traffic would not only have conducted a further investigation of the friction levels on the RHVP but the receipt of the Tradewind Report would also have prompted development of a more comprehensive view of the factors that were contributing to the accident experience of the RHVP in 2014.

Fourth, the City's consultants — Golder and CIMA — canvassed all of the types of possible countermeasures that could have been adopted, and which would have been considered if the Traffic group had received the Tradewind Report, conducted a further investigation, and developed a more comprehensive view of the factors contributing to accidents on the RHVP. Those are the following:

- CIMA's recommended countermeasures set out in the 2013 CIMA Report, the 2015 CIMA Report, and the RHVP Roadside Safety Assessment;
- speed-related measures, including enhanced speed enforcement as recommended by CIMA in the February 4 CIMA Memorandum and/or a reduction in the posted speed limit as proposed by Roads & Traffic in 2019, both of which were adopted in 2019; and
- pavement-related responses, including the rehabilitation treatments proposed by Golder in 2014, 2016, and 2018, including microsurfacing, shotblasting and skidabrading, or resurfacing as occurred in the spring of 2019.

There were no other types of countermeasures suggested by any party in this Inquiry as warranting serious consideration, nor any evidence that another traffic safety

consultant would have approached the identification of countermeasures in a manner different from that of CIMA.

The question, which I address in Question 11, is therefore whether disclosure of the Tradewind Report to the Traffic group would have resulted in any difference in the recommendations for countermeasures designed to reduce the level of serious and fatal accidents on the RHVP made by staff to the PWC and Council between 2015 and 2019.

### **Answer to TOR Question 11**

*(xi) Did the Tradewind Report contain findings or information that would have triggered Council to make safety changes to the roads or order further studies?*

As described above, I am of the view that the Tradewind Report contained findings that not only required a further investigation but also called into question the simple explanation of bad driver behaviour that was provided to the PWC and Council as the explanation for the abnormal accident experience on the RHVP.

It is therefore reasonable to conclude that, if the Traffic group had received the Tradewind Report, it would have conducted a further investigation of the roadway surface including the friction levels on the parkway as recommended by Tradewind, consistent with the actions that the experts before the Inquiry testified that they would have taken. This would have provided a clearer assessment as to whether the pavement surface friction levels were a contributing factor to accidents on the RHVP. It may have included further friction testing, or more targeted testing on the RHVP's "hot spots". I have no doubt that Council would have authorized any study or investigation given the PWC's ongoing engagement on RHVP matters and the public attention paid to the accident experience on the RHVP.

More significantly, as discussed above, the Tradewind Report results suggested that friction levels on the roadway could have been a contributing factor to the accident experience on the RHVP, as had CIMA's analysis in the 2015 CIMA Report. I think that if the Traffic group had been aware of the Tradewind Report, that would have required the Traffic group to look more broadly at the issue and to develop a more comprehensive view of the factors that were contributing to the accident experience of the RHVP in 2014. After Traffic received the Tradewind Report, it would no longer

be possible to attribute that accident experience exclusively to bad driver behaviour, even if the friction levels that the Tradewind Report revealed were not, in and of themselves, a cause of accidents. Given the pre-existing elements of the geometry of the RHVP, the weaving distances associated with the location of the ramps and interchanges, and the atypical separation between the posted speed and the design speed, among other factors, Traffic would have had to address the question of whether the interaction of the friction levels on the RHVP with these other factors could have been an explanation for the wet surface accident experience in particular.

The more difficult question is the extent to which such actions would have influenced the Traffic group recommendations for countermeasures after 2014.

As noted above, over time, CIMA and Golder suggested countermeasures, some of which were not implemented for various reasons. I cannot speculate on whether Traffic would have recommended adoption of any of such options after any such investigation and review. Many of these options would have been costly, and would have taken time, to implement (for example, rehabilitation of the surface and installation of median barriers). It is impossible to assess in hindsight the factors that would have gone into a decision on any of such options including the results of the necessary cost-benefit analysis.

However, with respect to the countermeasures recommended by CIMA that were actually implemented in the period between 2014 and 2019, I think it is reasonable to assume that, as a consequence of a more comprehensive approach to traffic safety than simple bad driver behaviour, Traffic would have recommended to Council that such countermeasures be implemented earlier than actually occurred. In particular, I think that it is reasonable to assume that Traffic would have recommended a reduction in the posted speed limit on the parkway and enhanced speed enforcement earlier than 2019. I also think that it is reasonable to assume that Traffic would have recommended implementation on an independent and earlier basis of those countermeasures whose actual implementation was tied to the Engineering Services' resurfacing schedule, in particular the installation of permanent raised reflective markings.

#### **Answer to TOR Question 10**

*(x) Were users of the RHVP put at risk as a result of the failure to disclose the Tradewind Report's findings?*

It is not possible to provide a simple answer to the question of whether users of the RHVP were put at risk as a result of the failure to disclose the findings of the Tradewind Report.

There are a great many potential contributing factors to collisions and other accidents on a roadway. In general, the contributing factors can be broken down into three categories: factors related to the highway conditions, factors related to the vehicles involved, and factors related to the driver(s) involved. Of these categories, highway agencies can only control the highway conditions and even then, only partially.

There is no evidence that the relatively low friction levels on the RHVP directly caused any individual reported accident. In addition, the undisputed evidence is that inadequate friction levels are rarely the principal or proximate cause of a highway accident. There was no evidence that the friction levels observed on the RHVP in or after 2013 were sufficiently low as to pose an increased risk of accidents in and of themselves.

However, inadequate friction levels can be a contributing factor to accidents on a roadway together with other factors such as the road surface conditions, the geometry of the highway, and interchange spacing. For the reasons detailed in Chapters 1 and 2, the RHVP is a challenging expressway to navigate particularly in the area traversing the Greenhill Avenue, King Street, and Queenston Road interchanges. The challenge of navigating this portion of the RHVP increases considerably in wet surface conditions. The disproportionately high number of wet surface condition accidents and of single motor vehicle accidents reflects the reality of an increased risk of accidents in this area of the RHVP.

As indicated in my answer to Question 10, I think it is reasonable to assume that Traffic would have recommended a reduction in the posted speed limit on the parkway and enhanced speed enforcement earlier than 2019. I also think that it is reasonable to assume that Traffic would have recommended implementation on an independent and earlier basis of the permanent raised reflective markings whose actual implementation was tied to Engineering Services' resurfacing schedule.

To the extent that these actions did not occur, it is logical to assume that users of the RHVP were exposed to more risk than would have been the case if they had been implemented.

### **Answer to TOR Question 12**

*(xii) Did the failure to disclose the Tradewind Report, or the information and recommendations contained therein, contribute to accidents, injuries or fatalities on the RHVP since January, 2014?*

Question 10 addressed whether users of the RHVP were put at risk as a result of the failure to disclose the Tradewind Report findings. Question 12 goes one step farther to address whether that elevated risk was actually reflected in an increase in accidents, injuries, or fatalities on the RHVP since January 2014.

In summary, the answer also depends upon the extent to which the provision of the Tradewind Report to the Traffic group would reasonably have resulted in the earlier implementation of any countermeasures that were actually implemented by the City up to and including the RHVP resurfacing in the spring/summer of 2019. To restate my answer to Question 10, I think it is reasonable to assume that Traffic would have recommended a reduction in the posted speed limit on the parkway and enhanced speed enforcement earlier than 2019. I also think that it is reasonable to assume that Traffic would have recommended implementation of the permanent raised pavement markings whose actual implementation was tied to Engineering Services' resurfacing schedule on an independent and earlier basis.

The evidence for a definitive conclusion on this issue was not available to the Inquiry and would be difficult to generate. Part of the difficulty is that, as described above, due to the COVID-19 pandemic and its effects on traffic patterns, it was not possible to draw reliable conclusions regarding collision trends after 2019 after the reduction of the posted speed limit, the commencement of enhanced speed limit enforcement, and the resurfacing of the RHVP, which otherwise could have demonstrated whether these actions did in fact result in a reduction in accidents. This will only be possible when the City has an appropriate data set of post-2021 collision statistics available for expert analysis. In addition, dealing specifically with respect to fatalities on the



roadway, the limited number of such incidents makes it impossible to draw statistically meaningful conclusions.

However, to the extent that the earlier implementation of the countermeasures described above would have decreased the demand for friction on the parkway, the expert evidence establishes that decreasing the demand for friction will decrease the number of collisions, injuries, and deaths even if it is not possible to quantify the effect. Accordingly, to the extent that the earlier implementation of these countermeasures did not occur, it is logical to assume that the failure to disclose the Tradewind Report, or the information and recommendations contained in the Tradewind Report, contributed to accidents and injuries on the RHVP since January 2014.

### 12.13. Answers to Term of Reference 24 Relating to Factors that Contribute to Collisions

#### **Answer to TOR Question 24**

*(xxiv) To what extent do other factors, including, but not limited to, driver behaviour, lighting and weather conditions, contribute to motor vehicle accidents when compared to the impact of friction levels on motor vehicle accidents on the RHVP?*

The Inquiry heard considerable evidence on the issue of the factors contributing to accidents on the RHVP. This evidence is set out in Chapters 1 and 2 and in the technical findings above. From that evidence, four points are relevant to the answer to Question 24.

First, there is ample evidence that friction levels were a contributing factor generally to collisions on the RHVP, and especially on wet pavement. All of the technical experts — Dr. Flintsch, Mr. Brownlee, Mr. Hein, and Mr. Karim — expressed that opinion, together with Mr. Malone of CIMA.

The collision reviews that CIMA conducted from 2013 to 2018 revealed the proportion of wet road collisions on the RHVP was “significantly high”, “noticeably high”, of a “high proportion”, and “atypically high”. The technical experts called by Commission Counsel and the City all agreed with this finding. The evidence before the Inquiry

established that the friction supplied by the RHVP, particularly in the areas experiencing the highest frequency of accidents, being the segment spanning the interchanges at Greenhill Avenue, King Street, and Queenston Road, was low relative to the friction demanded and was a contributing factor to collisions on the RHVP, particularly wet road collisions.

Second, there are, however, many potential contributing factors to collisions and other accidents on a roadway. In general, the contributing factors can be broken down into three categories: factors related to the highway conditions, factors related to the vehicles involved, and factors related to the driver(s) involved. Factors involving highway conditions include highway geometry, the location of interchanges and ramps, driver expectations, design and posted speeds, illumination, signage, roadside devices, pavement markings and other reflective safety devices, and the physical structure of the roadway, including the pavement structure and friction levels. Pavement friction is particularly important in circumstances where other factors that increase friction demand are present.

Third, it is well documented in the transportation industry that the motorist is the primary contributor to collisions in the road-vehicle-motorist system. It is also a well-established fact in transportation research that individuals react faster and more accurately to events, conditions, and hazards that are “expected” compared to those that are unexpected or a surprise. Motorists have longer term expectations that are primarily based on education, training, and past driving experiences, and shorter term expectations based on conditions experienced on a particular trip or along a specific road section.

Road users operate within an environment, and they operate better and make better or error-free decisions when the roadway in front of them is consistent with what they expect for that type of facility. Within a particular road section, the design, the operations, the line markings, and the signage, among other factors, ought to be relatively consistent for like situations. Motorists expect this, and with that consistency, they can focus on understanding the roadway environment and turn their attention more to identifying hazards and other vehicles on the roadway. When the environment deviates from expectations, drivers take longer to make decisions, and longer to perceive and react to new situations, with the result that, all else being equal, the potential for collisions and conflicts increases.

Fourth, it is estimated that road design, operations, and maintenance is a contributing factor in approximately one quarter of motor vehicle collisions. This significant contribution suggests that, in particular, roadway infrastructure must be designed, operated, and maintained so that motorists understand the system they are using and will make rapid and appropriate decisions in selecting speed and path. Consistency and uniformity of design standards is a primary means of facilitating motorist comprehension, expectancy, and prudent decision making.

Turning specifically to the RHVP, a number of interrelated factors contributed to collisions in addition to the friction levels. These included the geometry (tight sequential curves, short weaving areas, and closely spaced interchanges) and operating speeds that regularly exceeded the design speed of 100 km/h, given that the posted speed limit was 90 km/h until the partial reduction approved by Council in 2019. Essentially, the relatively low friction reduced the margin of error that drivers had in challenging areas of the RHVP, which made the roadway less forgiving of driver speed and error. This evidence was supported by the opinions of CIMA expressed in the 2015 CIMA Report, the RHVP Roadside Safety Assessment, and the Lighting Study.

In the 2015 CIMA Report, CIMA concluded that it appeared that the combination of high vehicle speeds and wet surface conditions might have been the primary contributing factors to collisions on the RHVP, particularly in the vicinity of the King Street and Queenston Road interchanges where vehicles have to travel small-radius horizontal curves. CIMA commented that the high proportion of wet surface condition collisions suggested that one or more of the following conditions may be present:

- inadequate skid resistance (surface polishing, bleeding, contamination);
- hazardous manoeuvres that may be related to avoidance manoeuvres or surface deficiencies (potholes, waves, other deformations, water accumulation); and/or
- excessive speed.

CIMA's conclusions by 2018, as Mr. Malone expressed to Mr. Boghosian in December 2018, were that the following factors contributed to accidents on the RHVP:

- the geometry of the roadway, in particular the tight curves;
- the location of the interchanges and the ramps;
- inadequate skid resistance which may be attributable to low friction characteristics of the asphalt surface course or to contamination of the surface; and
- driver expectations that the roadway functions like a 400-series highway reflected, among other things, in operating speeds on the roadway substantially exceeding the design speed of 100 km/h, which was in turn influenced by the atypically low “separation” of 10 km/h between the posted speed limit and the design speed.

The evidence of the traffic safety experts, Mr. Brownlee and Mr. Karim, supported these conclusions, apart from their disagreement in respect of the issue of an expectancy violation regarding the perception of the RHVP as being comparable to a 400-series highway. The evidence before the Inquiry also established that these factors contributed to accidents in dry surface conditions as well as wet surface conditions. With respect specifically to friction levels, the evidence was that low friction levels also contribute to accidents under dry conditions but the effect is reduced.

Although Mr. Brownlee was prepared to rank the factors identified above in order of importance, the evidence before the inquiry did not support such a ranking. This is also not a finding that friction (or any other factor) was necessarily a contributing cause of any particular collision. Such a finding is only possible in individual instances with a full collision reconstruction and is beyond the scope of this Inquiry.

However, with the breadth of evidence the Inquiry heard, the primary point that bears repeating is that none of the factors that contribute to collisions can be taken in isolation. Rather, the combination of geometry, the posted speed, driver expectations, road surface conditions, and the friction levels are all contributing factors to collisions on the RHVP.

## 12.14. Recommendations (Terms of Reference 15)

### 12.14.1. Overview

Public inquiries investigate broad systemic and institutional issues and report about them to the public. The reports of public inquiries include findings of fact and recommendations (where required by the inquiry's mandate) made in the public interest. In this section, I set out recommendations in response to the matters I was directed to investigate by the Terms of Reference. These recommendations are informed by my findings, overall conclusions, and the answers to the Terms of Reference set out above and in earlier chapters.

The City's resolution directing this Inquiry included a direction to make recommendations appropriate and in the public interest as a result of the Inquiry, including in Question 15 of the Terms of Reference, which authorized me to identify any changes to the City's by-laws, policies, and procedures to prevent any future incidents of non-disclosure of significant information to Council. The recommendations focus on the structural and systemic issues that are identified in this Report.

I have organized my recommendations below by topic. The evidence of both the technical experts and the Inquiry's governance expert provided valuable assistance in developing these recommendations, but they are mine alone.

My recommendations are directed to the City of Hamilton, but many of the matters raised in the Terms of Reference are relevant to municipal governance generally and maintenance of municipal expressways specifically. I note that much of the evidence I heard was related to the Public Works department and to the manner in which this department addressed traffic safety on the RHVP. Accordingly, while I refer to the "City" and to some of its existing policies, the recommendations are directed specifically to the policies and practices of the Public Works department. I leave it to the City's management and Council to determine if my recommendations may be applicable to other departments.

Although this Inquiry is primarily about the RHVP, these recommendations are made in respect of both the RHVP and the LINC, as they form one continuous roadway that should be managed as a whole rather than compartmentalized in an artificial manner.

Many of the matters addressed in my recommendations have been addressed in the reports and recommendations of previous inquiries. Where appropriate, I repeat and reiterate guidance from previous inquiries in my recommendations. In particular, I emphasize the need for leadership and education in establishing and maintaining a culture of collaboration, cooperation, transparency, and accountability for Council, Public Works staff, and the public. Such a culture is fundamental to good government at the local level.

My recommendations are rooted in the Terms of Reference and respond to the policies, procedures, and events prior to 2019. The evidence before the Inquiry revealed a deep-seated culture of siloed responsibilities under which effective collaboration on projects that crossed divisional lines did not occur and recommendations for traffic safety countermeasures were deferred rather than resolved in the case of opposition. It is important that, at least in respect of addressing issues pertaining to the expressways which engage more than one division of Public Works, a culture of real cooperation be fostered to ensure joint responsibility for the resolution of traffic safety issues that may arise. In addition, the evidence before the Inquiry also revealed the need for a coordinated practice of record sharing, particularly in respect of analyses, consultant reports, and reports to Council concerning matters pertaining to traffic safety on the expressways. Records and information should be shared between City staff as required for the full and informed execution of their duties, and practices, policies, and procedures to that effect could be enhanced by a culture of cooperation. Finally, the evidence revealed a need for an enhanced understanding of best practices in dealings between staff in the Public Works department and Council, and between staff and third-party consultants on matters relating to traffic safety. My recommendations below are also directed toward these issues.

I am aware that the City has made changes to practices, policies, and procedures since the Inquiry's commencement (some of which have been provided to me and are summarized in Chapter 11). Some of these changes may address issues discussed in this Report. I commend the City for doing this work. Nothing in this Report should be viewed as an express or implied criticism of the City's subsequent efforts to improve its policies, practices, and procedures.

I have referenced some of the changes to practices, policies, and procedures since 2019 below, where doing so assisted in contextualizing my own recommendations or

where I have recommended additions to, or further development of, these practices, policies, and procedures. In particular, I make a number of references below to:

- 1) The City's Code of Conduct for Employees (the "2020 Code of Conduct"), which was approved in September 2014 and updated in February 2020, and establishes the principles that should guide City employees; and
- 2) The City's Council/Staff Relationship Policy, which was implemented in April 2021, and addresses the relationship between members of Council and the officers and employees of the City.

I would add that it is obvious that it is necessary to ensure that the best practices are not only enshrined in the City's policies but are subject to quality assurance procedures that ensure that they are operational on an ongoing basis. Changes to practices, policies, and procedures alone will not be sufficient to change the culture of the City.

#### 12.14.2. Recommendations Specific to Traffic Safety on the RHVP and LINC

- 1) *Traffic safety, particularly traffic safety on the RHVP and the LINC, must be regarded as a concern and a responsibility of all members of Public Works and, in particular, should be regarded as a joint responsibility of the Transportation Operations & Maintenance Division and Engineering Services. Mechanisms should be put in place to reinforce this joint responsibility, including:*
  - a. *The designation of a Public Works staff person with overall responsibility for the operation, maintenance, and traffic safety of the municipal expressways, reporting directly to the General Manager of Public Works (a "Designated Road Authority Official").*

As discussed in Chapter 11, the City created a temporary (24-month) Chief Road Official role within Public Works in March 2021. The Chief Road Official was a senior leadership role within Public Works who acted as the "road authority". However, I understand from the evidence provided by the City that this role is no longer in place and the City is contemplating combining



the Chief Road Official duties with those of the Director of Transportation Operations & Maintenance. To be clear, the foregoing recommendation speaks to the need for an individual with overall responsibility for the operation, maintenance, and traffic safety of the municipal expressways, but whether it would be appropriate to combine those responsibilities within a broader portfolio is a matter for City management.

- b. *The maintenance of the City's existing Parkway Management Committee (formerly the Parkway Coordination Committee) or another such committee comprised of management-level staff from all divisions within Public Works whose mandates include responsibility for the RHVP and the LINC, as well as the General Manager of Public Works and the Designated Road Authority Official, to provide leadership on the safe and efficient operation and maintenance of the LINC and the RHVP. It is important that the management-level staff on the committee have the authority to resolve any issues as between divisions of the Public Works department in connection with the responsibility to investigate and recommend countermeasures pertaining to traffic safety on the expressways.*
- c. *The development of a guideline document for the management of the operation and maintenance of the LINC and RHVP. The guideline document should:*
  - i. *define the roles and responsibilities of relevant divisions, the management committee, and the Designated Road Authority Official;*
  - ii. *provide guidelines based on industry best practices or consultation with appropriate traffic safety or other highway management professionals for the overall maintenance and operations of the municipal expressways;*
  - iii. *establish reporting requirements to the Designated Road Authority Official, the General Manager, and to Council or to the appropriate standing committee(s) of Council; and*

- iv. *require the creation of project charters<sup>31</sup> for all ongoing, ad hoc, or special projects relating to the RHVP and the LINC, with a designated most responsible person and detailing the scope, resources, responsibilities, and desired outcomes of a project, to ensure the scope, resources, responsibilities, and desired outcomes of a project are clearly articulated. Project charters created for RHVP and LINC-related projects should provide that issues that cannot be resolved at the project team level will be referred to the Parkway Management Committee or another such committee charged with responsibility for the RHVP and LINC for a decision.*

I note that in 2020, the City implemented a Project Management Manual across Public Works as part of its new Public Works Quality Management System. The manual provides that project managers should create project charters as part of the initiating stage of their projects.

The City also issued the Red Hill Valley Parkway/Lincoln M. Alexander Parkway Operation and Maintenance Plan (the “Maintenance Plan”) to assist staff with the delivery of the maintenance activities performed on the LINC and RHVP corridor in March 2021. The Maintenance Plan does not include a schedule of testing of the status of the RHVP or LINC pavement, which would, among other things, provide a periodic assessment of the friction levels on the expressways. This is addressed in the recommendations below.

- 2) *Given the collision history on the expressways, particularly on the RHVP, and the fact that the collision experience will necessarily change as physical and operational conditions change over time, the City should adopt processes for a comprehensive traffic safety approach similar to the MTO to monitor and address traffic safety issues that arise on the RHVP and LINC, which should include:*

---

<sup>31</sup> A document that specifies, in particular, the individuals on a project team, the project manager(s), the project scope, the timelines for the project, relevant stakeholders, consultant retainers and roles of the consultant(s), and the roles and responsibilities of the divisions, sections, groups, and individuals on the project team.

- a. *the regular collection of traffic statistics to permit identification of any “hot spots” or other abnormal accident experience;*
  - b. *the analysis of the traffic statistics on the LINC and the RHVP on a regular basis by personnel from both the Traffic group and Engineering Services, with the assistance of any other division within Public Works considered relevant for this purpose, with the object of determining whether further investigation, countermeasures, or other recommendations to the Parkway Management Committee (or another such committee charged with responsibility for the RHVP and LINC) are warranted;*
  - c. *the circulation of summaries of such traffic statistics and the analyses, and recommendations from the Traffic group and Engineering Services in respect of these statistics and the analyses, to the Parkway Management Committee (or another such committee charged with responsibility for the RHVP and LINC) for review by such committee on a regular basis;*
  - d. *joint participation from the Traffic group and Engineering Services in the management of any traffic safety project whether conducted internally or by an external consultant; and*
  - e. *a practice relating to friction that requires (1) either consideration of friction testing in areas identified as “hot spots” or as having an abnormal accident experience, or (2) measurement of friction on a fixed schedule to take advantage of the City’s knowledge of existing baseline friction levels on the RHVP, and (3) assessment thereof by appropriate personnel in the Traffic group and Engineering Services, and (4) circulation of the assessment to appropriate personnel in the Traffic group and Engineering Services staff.*
- 3) *The Parkway Management Committee should consider whether to undertake a field investigation or survey to determine if the 420 m radius curve between the King Street and Greenhill Avenue interchanges was constructed with a superelevation of at least 6%.*

### 12.14.3. Recommendations on Delineating the Roles and Responsibilities of City Staff

- 4) *The City should clearly delineate the responsibilities of the Public Works divisions, sections, and/or groups, where there are overlapping responsibilities for matters of traffic safety.*
- 5) *Where a continuing matter or project crosses departmental, divisional, or other organizational lines within the City, the City should designate a staff member most responsible, and have that person develop a project charter with detail that is proportionate to the scope of the project, to ensure that the scope, resources, responsibilities of the divisions, sections, or groups, and the desired outcomes of the project are clearly articulated. Any difference of opinion regarding the respective roles and responsibilities of staff for a project should be settled at the outset in connection with the creation of the project charter. The project charter should also indicate that issues that cannot be resolved at the project team level will be referred to a pre-determined senior level for a decision.*
- 6) *Management should ensure that staff receive regular, practical, and job-specific training on the Code of Conduct, as updated, and best practices for working collaboratively where divisions of Public Works have overlapping responsibilities.*

### 12.14.4. Recommendations on the Culture Within Public Works

- 7) *To develop a real culture of collaboration and cooperation between departments and divisions of Public Works that have overlapping responsibilities, Public Works should include competencies such as collaboration, cooperation, transparency, and accountability in performance documents to ensure that staff are clear about their duties and that the desired behaviours of individuals across the organization are clear.*
- 8) *Public Works should ensure that middle managers receive training and attend leadership conferences that address leadership competencies, including transparency and escalation. Middle managers are at a critical level for supporting or blocking changes to a municipality's culture. They set the tone for the culture*

*of the organization in how open they are to people coming forward and reporting problems.*

- 9) *Public Works staff should receive training on communicating respectful disagreement and/or other contentious issues to their colleagues, in a manner consistent with the existing requirements set out in the 2020 Code of Conduct.*
- 10) *The City should also consider implementing processes such as 360 reviews and employee surveys to measure whether Public Works staff in leadership roles are practising collaboration, cooperation, transparency, and accountability.*
- 11) *The City should establish policies, procedures, or standard practices stipulating that when Public Works staff require intervention from a superior, staff's request(s) for that intervention should be clear, explicit, and in writing.*
- 12) *The City should strengthen existing policies, procedures, and channels by which Public Works staff can bring forward concerns that they do not feel comfortable speaking about with their supervisors, including an internal complaint procedure and/or internal whistleblower policies, and ensure that staff have confidence in such procedures.*

#### 12.14.5. Recommendations for Information Sharing and Communication Among Staff

- 13) *Each division of Public Works should maintain a library of all consultant and other third-party reports, as well as staff reports to Council and formal internal reports, that is accessible to staff in that division and in other divisions within Public Works. In particular, all consultant reports, collision statistics and analyses, internal reports and analyses, and consultant retainer agreements or project proposals should be catalogued and retained in a manner which is easily accessible to staff within the division. Access to such materials should also be made available to other divisions of Public Works. The library should also be accessible to the General Manager of Public Works, the Designated Road Authority Official, and the City Manager. The library should be maintained in accordance with the City's confidentiality provisions and all applicable privacy legislation.*

I recognize that the City has taken steps to improve access to records and information, information storage, and the tracking of consultant reports since the events at issue in this Inquiry, including through the City's Records & Information Management Policy (September 2022), Public Works' Control of Records Procedure (October 2020), and the Transportation, Operations, and Maintenance division's Consultant Procedure Reports Tracking and Retention – Divisional Procedure (May 2021).

14) *The City should implement a formal project tracking process for any case where multiple divisions in Public Works are working jointly to implement directions from Council. The General Manager of the Public Works department should be responsible for designating which divisions are in leading and supporting roles. Such a tracking process could include:*

- a. *guidance or process for escalating any issue of the delineation of responsibilities to the General Manager, and a process in place by which the General Manager formally assigns responsibility for each action item approved by Council, including those resulting from staff and consultant reports, to an appropriate division within Public Works for implementation; and*
- b. *additional safeguards for situations in which managerial staff, such as directors or managers, take primary responsibility for overseeing projects, consultant engagements, and/or consultant assignments.*

15) *The City should implement formal expectations and requirements for directors and managers within Public Works in their transition to retirement or in planned departures to ensure that institutional knowledge is not lost with the retirement or departure of senior staff.*

#### 12.14.6. Recommendations on Staff's Reporting Obligations

16) *Public Works staff should receive continuing education on their relationship with Council. It is staff's role to provide Council with objective information and recommendations, to provide the information necessary to allow Council to make*

*informed decisions and to carry out Council's directions in a manner that maintains public confidence in the integrity of Council, staff, and the municipality.*

- 17) *Public Works staff should conduct themselves with transparency before Council, and give their best advice to Council. The Council/Staff Relationship Policy should be supplemented to provide that staff must not conceal or manipulate information in dealings with Council, staff must conduct themselves with integrity, courtesy, and respect at meetings of Council, and staff must refrain from making statements carelessly which would have the result, intentionally or otherwise, of misleading Council or the public. Public Works staff should receive training that if staff have concerns about a proposed course of action, it is staff's role to identify objections in an objective manner and to communicate those objectives to Council as appropriate.*
- 18) *The Code of Conduct, Council/Staff Relationship Policy, and/or another City policy should make it explicit that staff must place the interests of objective, accurate, and timely reporting of information to Council, including information that may not be received favourably by Council, ahead of their own self-interest and/or concerns for the reaction of Council or the public to such information.*

The 2020 Code of Conduct and 2021 Council/Staff Relationship Policy set out some of the principles that underly this recommendation. This recommendation seeks to expand these principles so that they clearly address situations where City staff act in their own self-interest and/or seek to control the reaction of Council and/or the public to certain information.

- 19) *Public Works should develop a policy that tracks any commitments made by staff to Council outside of formal processes. In this regard, in the event that a commitment is made to Council by staff outside of the formal process, staff must inform the General Manager of Public Works about this commitment to ensure the General Manager is aware of the commitment and can take steps to ensure it is met.*
- 20) *Public Works should develop a policy that stipulates that staff should make efforts to correct the record with Council in a timely manner if and when they learn that inaccurate information has been provided to Council. Public Works should*



*develop a clear process for staff to report material errors in staff reports to Council or committees of Council. The policy should state that if staff are uncertain as to how to correct the record with Council or about the materiality of an error, they should escalate the issue to their superior.*

- 21) *The Code of Conduct should stipulate that City staff have an obligation to report if they have reasonable grounds to believe that a staff member (or “employee” as defined in the 2020 Code of Conduct) has concealed, withheld, and/or misrepresented facts or information to Council. The City should develop a policy regarding the mechanisms for staff to bring reports of this nature to the immediate attention of their superior and leadership of the department, or to an alternative individual in the event that a staff member’s immediate superior is the subject of the report.*

#### 12.14.7. Recommendations for Staff Communications with the Media and Public

- 22) *The Code of Conduct should provide that City staff shall endeavour to be truthful and accurate at all times when speaking with the media and public.*
- 23) *Public Works should provide media training for staff identified as media spokespersons which should include:*
- a. *the importance of making accurate and truthful statements to the media;  
and*
  - b. *the need to ensure that any inaccuracies are corrected promptly when identified and the proper procedure to so do.*
- 24) *The Code of Conduct should stipulate that if staff become aware, or have reason to believe, that another member of City staff has misrepresented facts or information to the public and/or media, they have an obligation to bring that information to the attention of their superior. The City should put a process in place to escalate such misrepresentations to directors, who should then pass the information on to corporate communications staff and the City Manager for review.*

#### 12.14.8. Recommendations on Consultant Engagements and Assignments

- 25) *All consultant engagements within Public Works must be clearly documented in a retainer agreement which identifies the responsible City staff contact for the assignment, the scope of the assignment, and the anticipated timelines for the assignment. Where an assignment emanates from the City's roster program, and there is no retainer agreement for the project, the consultant's engagement should be documented through a consultant proposal.*
- 26) *A project charter should be created for each consultant assignment within Public Works, with detail proportionate to the scope of the project.*
- 27) *Each division of Public Works should maintain a log of all consultant engagements, assignments, and/or projects, which is accessible to all other City staff:*
- a. *The log should contain information about the governing retainer agreement and/or project charter, the purpose of the consulting engagement, whether the consulting engagement is responsive to a Council motion (and if so, details of that motion), the staff member(s) responsible for the consulting engagement, and the status of the consulting engagement;*
  - b. *Once a consulting engagement is completed, the log should be updated to reflect that the consultant report and covering staff report has been uploaded into the library of consultant, third-party, and staff reports referenced above in recommendation 13. If no consultant report is finalized further to the consultant engagement, a rationale for this decision should be recorded on the log. Similarly, if staff do not present a staff report to Committee or Council in connection with the consultant engagement, a rationale for this decision should be recorded in the log; and*
  - c. *The directors of each division should review this log with the managers reporting to them at regular intervals. In turn, the General Manager of Public Works should review this log with the directors in Public Works at regular intervals.*

28) *Public Works should develop a policy that establishes the principles for dealing with external consultants which includes the following matters:*

- a. *a process to encourage the sharing of information and reports of relevance to other departments, divisions, sections, and/or groups of City staff. This includes the establishment of the library referenced above in recommendation 13, namely a library of reports and information that is accessible to staff outside a particular section, division, or department;*
- b. *processes to document changes in scope which provide that staff may approve minor changes to a consultant's scope of work. However, where staff and a consultant agree that a material scope change to a consultant engagement is necessary, staff should report that information back to Council or the relevant Committee and explain why the proposed change is recommended and/or required, so that Council or the relevant Committee can authorize both the scope change and any budget increase needed to complete the work. Where Council or the relevant Committee has made a specific request, and content is excluded or removed from the scope of a consultant's work, staff should advise Council or the relevant Committee that this content has been excluded and should provide an explanation for the exclusion before the conclusion of the consultant's retainer;*
- c. *appropriate communication channels for discussions with consultants working on City projects. Communications with the consultant should be restricted to the project team, unless exceptions are authorized by the project team. If any exceptions are authorized, the consultant and the staff person(s) for whom the exception has been made should be directed to ensure that the project team is fully informed about the discussion(s) that occurred between the consultant and the staff person(s). Minutes should be kept of all meetings and calls between City staff and a consultant at which substantive issues are discussed and such minutes should be accessible to other staff members;*
- d. *processes for prioritization of consultant recommendations. The consultant should prioritize their recommendations only in terms of urgency and/or effectiveness. The staff report, rather than the consultant report,*

*should set out the staff recommendations regarding prioritization based on considerations internal to the City, such as budgeting or planning considerations. Staff should clarify with consultants the timelines for implementation of recommendations and whether there are any recommendations that should be considered urgent or critical, particularly with respect to issues of public safety;*

- e. *guidelines for when City staff may request changes to consultant reports. Where City staff request changes to a consultant report, these changes should be for the sole purpose of improving and/or enhancing the report, and should only be implemented if the consultant concurs fully with the requested revision. The consultant should not be asked to conform the content or prioritization of their recommendations to the views of City staff or to the content or recommendations of a staff report.*
- f. *processes for the finalization of consultant reports. All consultant projects that result in a written consultant report must be delivered in final form signed by the relevant principal or partner of the consultant to avoid any question of the report's finality. If no consultant report is finalized further to the consultant engagement, a rationale for this decision should be recorded on the log referenced in recommendation 27b;*
- g. *procedures stipulating that councillors should have equal access to information. Where a consultant's report is reported in a staff report, the consultant should prepare a summary of the report and the consultant report should be offered to all councillors for review. Draft consultant reports should not be shared with individual councillors; and*

To that end, I note that the 2021 Council/Staff Relationship Policy provides that staff will ensure that all councillors are provided with the same information on matters of general concern and/or matters to be discussed at Council or committee meetings.

- h. *processes and a culture that emphasizes shared ownership of consultant reports. All consultant reports belong to the City, rather than to any individual, department, division, or section, and should be available to all*

*staff members when it is relevant to the work of their department, division, or section.*

- 29) *Public Works should ensure that staff who learn from a consultant of a risk to the health or safety of the citizens of Hamilton connected to the RHVP or LINC follow up with the consultant to obtain an informed understanding of the risk, whether or not the risk falls into the definition of “imminent” set out in the existing City policies on the disclosure of consultant reports to supervisors and/or Council. Staff should use their professional judgement, exercised in good faith and in consultation with their superior and the General Manager of Public Works where appropriate, to make recommendations to mitigate, remove, or otherwise address the risk.*

As discussed throughout this Report, determining what constitutes an imminent risk to human health and safety in the traffic safety context is an extremely nuanced exercise. The factors that contribute to traffic collisions are numerous and interrelated. Existing City policies define “risk to human health or safety” as “any hazard, existing or potential, that may reasonably be expected to have an imminent risk to public health or safety”. They define “imminent” as a “circumstance or condition that is certain to happen soon”. Such definitions would not necessarily capture all traffic safety risks. Traffic safety risks should be discussed with consultants and escalated as required in all cases.

#### 12.14.9. Recommendations on Staff Reports

- 30) *The 2021 Council/Staff Relationship Policy should provide that staff reports must be objective and identify a full range of options for Council to consider with the risks and fiscal impacts of each option clearly and fully presented. The Council/Staff Relationship Policy should expressly provide that it is not the role of staff to pre-empt discussion by Council, even if staff are of the view that a proposed course of action is not feasible or realistic. Rather staff should express such views in the staff report for Council’s review and consideration.*
- 31) *Staff should receive training on how to draft clear, accurate, objective, and comprehensive staff reports to Committee and Council.*

32) *Staff should circulate a draft of any staff report to the project teams, divisions, and/or departments with involvement in the issue for their review and input on the content of the report. In this regard, the Code of Conduct should be clear that if staff see anything in the draft report that they question or that raises concerns during their review, they should reach out to the drafter of the report. If their questions or concerns are not subsequently addressed, the staff person who raised them should escalate them to someone more senior within their division or department.*

33) *The 2021 Council/Staff Relationship Policy should be expanded to stipulate that staff reports should not be shared or disclosed in draft form to an individual councillor unless expressly authorized by Council.*

As set out above, the 2021 Council/Staff Relationship Policy stipulates that all councillors should have equal access to information on matters of general concern and/or discussed before Council. This recommendation provides a more specific and necessary addition to that policy.

34) *Council should not either formally or informally delegate an issue of traffic safety on the LINC or RHVP to a subset of individual councillors, including those whose wards are contiguous to the expressways, outside delegation to a standing committee.*

Matters of traffic safety are matters of general concern and are the responsibility of all councillors.

35) *If a councillor requests information from a staff person on a matter of general significance, the requested information should be provided to all Council members. The Code of Conduct should provide that staff should make every effort to ensure that each councillor has the same information.*

36) *Together with recommendation 30, Public Works should develop a policy to address procedures, processes, and best practices for staff reports that summarize consultant reports, with a view to the following principles:*

- a. *where City staff summarize a consultant report they have an obligation to do so accurately and comprehensively. In this regard, as set out*

*in recommendation 17 above, staff must not conceal or manipulate information, including any course of action proposed by a consultant;*

- b. if a consultant report is complex or technical in nature, it is preferable for the consultant to provide an executive summary of the report for staff to utilize in their staff report, rather than for staff to attempt to summarize or explain the findings of the report. In addition, the consultant should be available to speak to the relevant Committee or to Council and to respond to questions and issues that arise, particularly if the consultant's report is lengthy or complex; and*
- c. consultant reports should be appended to staff reports or be made available at the request of councillors. In the case of a consultant's report dealing with traffic safety on the RHVP or the LINC, it is highly preferable for the report to be made available to councillors in advance of the Committee or Council meeting where the corresponding staff report is presented and for the consultant to be present to speak to Council about the substance of the consultant's findings and the consultant's recommendations to avoid any misunderstanding.*



## CHAPTER 13

# Inquiry Process



## 13.1. Overview

This chapter focuses on the process of this Inquiry, from its origins to this final Report. It aims to be an informational and educational account from which future inquiries can learn, just as I have relied on the experience of past inquiries, particularly municipal inquiries.

Public inquiries serve a variety of important functions. As the name suggests, they are inquisitorial in nature, having a fact-finding mission, held in public, and run by an independent non-partisan commissioner.

Public inquiries take time, effort, and flexibility. They also require commitment; public entities that call public inquiries do so knowing that the process will shed light on their inner workings, and are committing to a process that does so.

## 13.2. Overview of Public Inquiries

### 13.2.1. Purpose of Public Inquiries

Under section 274 of the *Municipal Act, 2001*,<sup>1</sup> municipalities in Ontario may call a public inquiry to do the following:

- (a) investigate any supposed breach of trust or other misconduct of a member of council, an employee of the municipality or a person having a contract with the municipality in relation to the duties or obligations of that person to the municipality;
- (b) inquire into any matter connected with the good government of the municipality; or
- (c) inquire into the conduct of any part of the public business of the municipality, including business conducted by a commission appointed by the council or elected by the electors.

Many commissioners, academics, and journalists have written at length on the importance of public inquiries in Canada, but perhaps no better articulation can be

---

<sup>1</sup> *Municipal Act, 2001*, SO 2001, c 25 [*Municipal Act, 2001*].

found than Justice Sopinka's statement in *Phillips v Nova Scotia (Commission of Inquiry into the Westray Mine Tragedy)*:

One of the primary functions of public inquiries is factfinding. They are often convened, in the wake of public shock, horror, disillusionment, or scepticism, in order to uncover "the truth". Inquiries are, like the judiciary, independent; unlike the judiciary, they are often endowed with wideranging investigative powers. In following their mandates, commissions of inquiry are, ideally, free from partisan loyalties and better able than Parliament or the legislatures to take a longterm view of the problem presented. Cynics decry public inquiries as a means used by the government to postpone acting in circumstances which often call for speedy action. Yet, these inquiries can and do fulfil an important function in Canadian society. In times of public questioning, stress and concern they provide the means for Canadians to be apprised of the conditions pertaining to a worrisome community problem and to be a part of the recommendations that are aimed at resolving the problem. Both the status and high public respect for the commissioner and the open and public nature of the hearing help to restore public confidence not only in the institution or situation investigated but also in the process of government as a whole. They are an excellent means of informing and educating concerned members of the public.<sup>2</sup>

Thus, public inquiries serve a variety of important functions. They seek to understand certain events with a view to avoid repeating them in the future. In this sense, as other commissioners have noted, inquiries may be said to be both backward and forward looking, aimed at understanding the past to secure the future.<sup>3</sup> For this reason, in many inquiries, including this one, recommendations are an integral part of the mandate of a commissioner.

---

<sup>2</sup> [1995] 2 SCR 97 at para 62, 1995 CanLII 86 (SCC).

<sup>3</sup> *Transparency and the Public Trust: Report of the Collingwood Judicial Inquiry, Volume IV – Recommendations and Inquiry Process*, (Collingwood, ON: Town of Collingwood, 2020) (Commissioner Frank N. Marrocco) at 95 [*Report of the Collingwood Judicial Inquiry, Volume IV*]; *Report of the Ipperwash Inquiry, Volume 3: Inquiry Process*, (Toronto: Ministry of the Attorney General, 2007) (Commissioner Sidney B. Linden) at 2-4 [*Report of the Ipperwash Inquiry, Volume 3*].

The public nature of an inquiry is equally important. Inquiries can be important tools to shed light on the inner workings of government for the public. They are transparent investigations, carried out in the public eye. In this manner, an inquiry can serve to educate the public who can follow the process, and allows members of the public to form their own opinions.

The independent non-partisan nature of an inquiry allows a deeper probing of governmental affairs than might be possible if the investigation were carried out in private within the institution, where it could be subject to political and institutional constraints. Public inquiries can therefore help to restore public confidence in the institution being reviewed.

### 13.2.2. Differences Between Public Inquiries and Other Legal Proceedings

Public inquiries share many common features with criminal and civil trials and involve many of the same actors. In inquiries under the *Municipal Act, 2001*, a judge sits as commissioner and presides over the hearing, lawyers make submissions, witnesses are called, findings are made, and ultimately, the commissioner writes a report or decision.

However, public inquiries are fundamentally different from civil or criminal trials in their nature, purpose, and consequences. Unlike trials, inquiries are intended to be non-adversarial. As Commissioner Marrocco so aptly put it in the *Report of the Collingwood Judicial Inquiry*, “the purpose of public inquiries is to understand holistically how an event transpired or a condition emerged as well as all the contributing factors and circumstances that facilitated” the event or condition.<sup>4</sup>

Although as Commissioner I may make findings of misconduct against certain individuals, these are not to be confused with civil or criminal findings of liability. As a matter of law, I cannot conclude that any individual has breached any legal standard that would entail criminal or civil liability; that is the purview of the courts or other statutory administrative decision makers like professional regulatory bodies. No criminal punishment can be imposed or monetary damages awarded as a result

---

<sup>4</sup> *Report of the Collingwood Judicial Inquiry, Volume IV* at 96.

of findings in an inquiry.<sup>5</sup> Related to this point is that answers given by witnesses at an inquiry cannot be relied upon as evidence in any later trial or proceeding brought against that witness unless they are being prosecuted for perjury in giving such evidence.<sup>6</sup>

This Report contains terms such as “responsible” and “failure”. In using such words or phrases, I intend their plain non-legal meaning, and do not intend to give these words the meaning they would have in a civil or criminal proceeding or to imply any conclusions in law.

The roles of those who participate in an inquiry, including legal counsel, are also different from those in civil or criminal proceedings. Although participants in an inquiry may have opposing interests, no party is formally adverse to another. The role of the commissioner and commission counsel is to uncover the truth, whatever that may be. In this Inquiry, as Commissioner, and with the assistance of Commission Counsel, I guided the investigation both in process, by setting the rules of the Inquiry and determining who could participate, and in substance, by directing Commission Counsel to ensure that I had before me the evidence, issues, and perspectives bearing on the Inquiry’s mandate as defined by its Terms of Reference. Commission Counsel collected, investigated, and tested the evidence in private interviews and in the public hearings; this work was important in this Inquiry given the broad temporal scope of the Inquiry’s Terms of Reference and the poor memories of many witnesses. The role of Commission Counsel was invaluable in developing a record of relevant evidence without any vested interest or agenda.<sup>7</sup>

---

<sup>5</sup> *Di Iorio v Warden of the Montreal Jail*, [1978] 1 SCR 152 at 201, 1976 CanLII 1 (SCC); *Report of the Collingwood Judicial Inquiry, Volume IV* at 95-96; *Inquiry into Pediatric Forensic Pathology in Ontario Report: Volume 4 – Inquiry Process* (Toronto: Ministry of the Attorney General, 2008) (Commissioner Stephen T. Goudge) at 635 [*Inquiry into Pediatric Forensic Pathology Report, Volume 4*].

<sup>6</sup> *Municipal Act, 2001*, s 274; *Public Inquiries Act, 2009*, SO 2009, c 33, Sch 6, s 33(6) [*Public Inquiries Act, 2009*].

<sup>7</sup> Justice Dennis O’Connor, “The role of commission counsel in a public inquiry” (Summer 2003) *Advocates’ Soc. J.* 22(1), 9-11; *Report of the Ipperwash Inquiry, Volume 3* at 18; *Toronto Computer Leasing Inquiry / Toronto External Contracts Inquiry Report, Volume 3: Inquiry Process* (Toronto: City of Toronto Publications, 2005) (Commissioner Denis E. Bellamy) at 42–43 [*Toronto Computer Leasing Inquiry Report, Volume 3*].

## 13.3. Establishing the Inquiry

### 13.3.1. Establishment of the Inquiry

As noted above, Ontario municipalities have the power to request a judicial inquiry under section 274 of the *Municipal Act, 2001* by passing a resolution with terms of reference and issuing a request that a judge of the Superior Court of Justice be appointed to conduct the inquiry.

In January and February 2019, the Council of the City of Hamilton (“Council”) received information regarding a previously undisclosed report related to friction testing of the RHVP.

On March 20, 2019, Council passed a resolution requesting that the Chief Justice of the Superior Court of Justice appoint a judge of the Superior Court of Justice to investigate matters related to the disclosure of that report. This resolution included proposed Terms of Reference for the Inquiry, which were amended and approved on April 24, 2019 (described below), pursuant to another resolution of Council. The resolution of Council passed on March 20, 2019, along with the City’s request to the Chief Justice of the Superior Court of Justice to appoint a judge for the Inquiry, sent April 5, 2019, are appended as **Appendix A** to this Report.

On May 3, 2019, I was appointed as Commissioner of the Inquiry by the Honourable Heather Smith, then Chief Justice of the Superior Court of Justice. Chief Justice Smith’s letter of appointment is appended to this Report as **Appendix B**.

### 13.3.2. The Inquiry’s Mandate or Terms of Reference

The Inquiry’s mandate is set out in the Terms of Reference, which are contained in the April 24, 2019 resolution passed by Council. In general terms, the Terms of Reference required the Inquiry to collect and review all documents necessary to answer 24 questions, and to hold a public hearing to receive the relevant evidence necessary to answer those questions. The Terms of Reference also permitted me to make recommendations as appropriate and in the public interest based on the results of the Inquiry. The Terms of Reference are appended to this Report as **Appendix C**. The 24 questions can be divided into five general categories:



- 1) Issues around the friction testing conducted by Tradewind in late 2013 on the RHVP and the LINC and the subsequent Tradewind Report based on it, including who was involved in or received the report, why it was not provided to Council or the public, the circumstances surrounding its coming to light in 2018, the steps taken at that time, and the ramifications, if any, arising from the Tradewind Report not having been disclosed earlier.
- 2) Issues around the MTO friction testing on the RHVP in 2007, including whether the testing supported or rebutted the 2013 friction test results, who received the results, why the results were not provided to Council or made available to the public, and the ramifications, if any, arising from the MTO testing not having been disclosed earlier.
- 3) Whether the City or the MTO conducted any other friction tests, asphalt assessments, or general road safety reviews or assessments of the RHVP, and whether these supported or rebutted the 2007 and 2013 friction testing results.
- 4) What the standards are in Ontario, if any, respecting acceptable friction levels and how do the results of tests conducted on the RHVP compare with those standards.
- 5) To what extent do factors other than friction, including driver behaviour, lighting, and weather conditions, contribute to motor vehicle accidents on the RHVP as compared to the impact of friction levels.

My mandate as Commissioner was strictly defined by the Inquiry's Terms of Reference. Some of the 24 questions were narrow and factual and thus, easier to answer. Others were broad in terms of the timeframe of the investigation required and/or necessitated significant factual and expert evidence to answer adequately. It is important to note that, as Commissioner, I did not have the authority to change the Terms of Reference. That authority remained at all times with Council.

As discussed later with particular reference to this Inquiry, terms of reference that are drafted broadly have significant consequences for the conduct of an inquiry. They increase the number of documents, witnesses, hearing days, and the length of the inquiry's report. Conversely, drafting narrow or targeted terms of reference that focus



on key questions can reduce the costs and scope of an inquiry, but can also increase the risk that the inquiry and its recommendations may not fully address the issues that gave rise to it.

## 13.4. The Inquiry's Governing Principles

This Inquiry had two principal roles: to determine and explain what happened and to recommend how to prevent similar occurrences in the future. In fulfilling these dual roles, the Inquiry was guided by the following governing principles.

### 13.4.1. Fairness

Throughout the Inquiry, and as described below, the Inquiry's processes provided opportunities for participants to provide feedback on procedural and substantive issues, and on the draft Rules of Procedure and draft Overview Documents (described below). Witnesses were given the information necessary to prepare for and assist them in providing comprehensive and accurate information in their testimony. As well, individuals were given the opportunity to understand and respond to any relevant evidence concerning alleged misconduct, which I, as Commissioner, had the power to make findings about.

### 13.4.2. Efficiency

Inquiries are often established in the wake of tragedies, where the public wants answers, and they want them relatively quickly. Given the expansive Terms of Reference, the Inquiry's collection of documents and interview process was necessarily lengthy, as were the public hearings. The reasons for the length of the Inquiry's process are discussed in greater detail below.

Running an inquiry requires a great deal of flexibility, cooperation, and creativity on the part of all involved. It requires the ability to adapt to unexpected and sudden changes of circumstances. This Inquiry faced two significant changes in circumstances. First, the COVID-19 pandemic required changes to the interview and hearing formats, as well as flexibility to accommodate individuals who were ill. Second, four weeks into the public hearings, the lead Commission Counsel at the time, Robert Centa, was appointed a judge of the Superior Court of Justice. In response to the latter,

the Commission Counsel team rearranged the workflow to maintain the scheduled hearing days.

### 13.4.3. Transparency and Accessibility

In circumstances that raise the need for an investigation, a municipality has several options available to it. One of the primary motivating factors in calling a judicial inquiry is ensuring a transparent investigation. In that spirit, I sought to bring as much transparency to the process as possible. Inquiry staff established a website (<http://rhvpi.ca/>) and social media presence to keep the public informed. Accessibility and availability of hearing materials were also of the utmost importance. The Inquiry public hearings were live-streamed. The Inquiry website posted written materials filed by participants or applicants for participation, the recordings and transcripts of the public hearings, and the exhibits filed in the public hearings (including the Overview Documents).

In limited circumstances, materials were not posted to the website or were posted in redacted form. These circumstances included where there were assertions or findings that the material contained information that was privileged (including communications between lawyers and clients or arising out of litigation) or contained sensitive information about members of the public or personal information that was not relevant to the Inquiry.

### 13.4.4. Proportionality

Proportionality requires balancing the value of thoroughness against cost effectiveness. An inquiry must be thorough in collecting and analyzing all documents relevant to its mandate and in interviewing all individuals that have evidence relevant to its mandate. However, such thoroughness, especially in a case such as this Inquiry, where the Terms of Reference were broadly drafted, must be balanced against cost.

In July 2020, when I convened a hearing of the Inquiry participants to receive updates on the status of document production, I warned the participants that the cost of the hearing was dependent on its length and on prompt production of documents to the Inquiry. The experience of the Inquiry in this regard is discussed below.

## 13.5. Rules of Procedure

The *Public Inquiries Act, 2009* permits an inquiry to formulate rules governing its practices and procedures, and for the fair and efficient operation of the inquiry process.

The Inquiry established the Inquiry’s “Rules Regarding Applications to Participate and Seek Funding” (“Rules on Participation and Funding”) relating to the process for applications to participate in late 2019. After the participation hearings, the Inquiry provided draft “Rules of Procedure for the Red Hill Valley Parkway Inquiry’s Investigation and Public Hearings” (“Rules of Procedure”) to the participants in March 2020 and sought their feedback. The final version of the Rules of Procedure was released and published on the Inquiry website on June 25, 2020. The Rules of Procedure are appended to this Report as **Appendix D**.

The Rules of Procedure cover areas such as the investigation phase of the Inquiry; participants’ obligations to preserve and produce documents to the Inquiry; a protocol for delivering documents; claims of privilege; the creation and maintenance of the Inquiry’s document database; the Overview Documents; the interview process; disclosure of proposed evidence before the public hearings; and how the public hearings would be conducted. The Rules of Procedure sought to balance efficient disclosure of the relevant documentation with protection of the participants’ rights in other contexts.

## 13.6. Participants in the Inquiry: Community Meeting, Participation Requests, Funding, and Other Discussions Regarding Participation

### 13.6.1. Applications for Participation and Funding

Part of a commissioner’s role is to determine who can participate in an inquiry.

On October 30, 2019, the Inquiry invited applications to participate and seek funding in the Inquiry and published the Inquiry’s Rules on Participation and Funding.

On January 9, 2020, in advance of the public hearing at which I received oral submissions, a community meeting was held to provide information to the public

about the nature of a public inquiry, the Inquiry's mandate, the Inquiry's process and anticipated timing, and how interested parties could interact with the Inquiry, and to provide the public an opportunity to ask questions.

The application to participate and seek funding for the Inquiry and the Rules on Participation and Funding are appended to this Report as **Appendix E** and **Appendix F**, respectively. Nine persons or organizations applied to participate.

Rule 14 of the Rules on Participation and Funding states the following:

14. When determining whether an applicant should be granted the right to participate in some or all parts of the Inquiry, the Commissioner may consider if an applicant:

- (a) has a substantial and direct interest in the subject matter of the Inquiry;
- (b) is uniquely situated to offer information or assistance to the Inquiry and/or whether the applicant shares a common interest or perspective with other applicants;
- (c) is likely to be notified of a possible finding of misconduct by the Inquiry;
- (d) would assist the conduct of the Inquiry; and
- (e) would contribute to the openness and fairness of the Inquiry.

Oral submissions were received from the nine applicants at a public hearing held on January 10, 2020. The relevant materials relating to the applications for standing were posted on the Inquiry website.

### 13.6.2. Decisions on Participation and Funding

On February 12, 2020, the decision and reasons concerning participation and funding in the Inquiry were released. This decision is contained in full in **Appendix G** to this Report.

In determining the form and extent of participation granted to the applicants, I was guided by the factors set out in Rule 17 of the Rules on Participation and Funding: the role of Commission Counsel, the need to balance the importance of a thorough inquiry with the need to minimize duplication to the extent possible, and the extent to which each applicant's participation would assist me to fulfill my role in addressing the Terms of Reference and writing a comprehensive and meaningful report of the findings.

Of the nine applicants, full participation rights were granted to four participants: the City of Hamilton, Her Majesty the Queen in Right of Ontario (in respect of the role of the MTO), Dufferin Construction Company, and Golder Associates Ltd. CIMA, a party with relevant information, did not seek participation rights, but current or former CIMA staff did give evidence at the public hearing. I declined to grant participation rights to five applicants.

In respect of the two applicants whose lives had been catastrophically impacted by accidents on the RHVP, I concluded that they were not uniquely situated to offer any other information or assistance to the Inquiry as participants. However, I invited both individuals, as well as any other interested members of the public, to provide information on their lived experience through the Inquiry's public consultation process. I am grateful for the contributions I received through that process. I am hopeful that this Report brings clarity to those who expressed that they had unanswered questions about the RHVP.

I also denied the application of six lawyers from two legal firms (the "Firms") involved in a proposed class action against the City related to motor vehicle accidents on the RHVP. I concluded that information regarding particular accidents and an interest in understanding whether road surface conditions contributed to individual accidents did not create an interest in the subject matter of the Inquiry. The subject matter of the Inquiry was focused on the design and construction of the RHVP and its traffic safety record generally, as well as the City's governance processes, rather than on the cause of particular accidents. I also noted that the proposed class action proceeding in civil court was the appropriate forum in which to establish potential liability or fault for particular accidents on the RHVP arising out of road conditions. Further, I rejected the Firms' submission that they were acting for a coalition of concerned citizens. I concluded that the Firms represented affected persons in a civil proceeding rather

than concerned citizens more broadly and that the application was, in form and substance, from lawyers of the Firms as counsel to the proposed class action.

In my decision, I acknowledged that, as a result of my decision on participation, the Inquiry would not have any participants who were directly or indirectly affected by accidents on the RHVP, or who spoke for concerned or affected citizens as a whole.

In order to ensure that all issues relevant to such persons were addressed, I directed Commission Counsel to ensure that all relevant matters would be well-canvassed, encouraged applicants who were denied participation rights to communicate any relevant information that would assist the Inquiry in fulfilling its mandate, set up a public consultation forum (addressed below), invited applications for participation and standing from a broad-based group of concerned citizens, and invited written submissions from non-participants.

Rule 19 of the Rules on Participation and Funding provided that I had the power only to make recommendations that participants receive funding from the City:

19. Where the Commissioner concludes that a Participant would not be able to participate in the Inquiry without receiving funding, the Commissioner may recommend to the City of Hamilton that it provide the Participant with funding to the extent of that Participant's interest in accordance with the City of Hamilton's funding criteria, attached as Appendix A to these Rules. The final decision on whether or not to provide funding and, if so, the level of funding, will be made by the City of Hamilton acting in its sole discretion.

Five applicants sought funding. I did not recommend funding for any applicant. Four applicants were denied participation status, and so I did not need to decide the issue of funding for them. I declined to recommend funding for the remaining applicant, Golder, which was granted participant status. I was not presented with any evidence that Golder's meaningful participation would be curtailed by resource considerations, nor did Golder claim an inability to pay.

### 13.6.3. Other Discussions Regarding Participation

In early June 2022, the Inquiry received correspondence from the Haudenosaunee Development Institute (the “HDI”) on behalf of the Haudenosaunee Confederacy Chiefs’ Council. The letter asserted that the Haudenosaunee have long established legal rights over the lands upon which the RHVP was built and have longstanding treaty relations with the Crown that pertain to the area. The HDI’s letter also directed the Inquiry’s attention to the existence of an agreement (of which the Inquiry was aware) establishing a joint stewardship board (the “JSB”), comprised equally of members of the Haudenosaunee and the City, that governs various matters relating to the Red Hill Valley lands.

The HDI’s letter further asserted that the Haudenosaunee had a right to consultation regarding establishment of the Terms of Reference, that the Haudenosaunee had not been provided with an opportunity to participate in the Inquiry, and that the Inquiry appeared not to have been properly constituted.

Commission Counsel advised the HDI that any concerns regarding the establishment of the Inquiry should be addressed with the City, because, as Commissioner, I took my jurisdiction from the Terms of Reference and had no authority to change them in any manner. Commission Counsel also indicated that I was prepared to consider an application from the HDI for participant status if it chose to make such an application.

After discussions involving Commission Counsel, counsel for the City, HDI representatives, and counsel for the HDI, Commission Counsel received no further correspondence regarding the matters raised by the HDI. Ultimately, the HDI did not apply for participant status in the Inquiry and the matter proceeded no further.

## 13.7. Preparing for the Hearings

### 13.7.1. Gathering Documents

Commission Counsel collected documents necessary to answer the 24 questions posed in the Terms of Reference. Since the Terms of Reference were drafted quite expansively, the number of documents the Inquiry was required to collect was significant, as was the time it took for document holders to provide the documents and for Commission Counsel to review them.



The extent of documentary production was significantly increased as a result of the timeframe over which relevant documents had to be identified. Although most documents post-dated 2003 (when the design of the RHVP was finalized and its construction began), there were also approximately 5,700 documents produced (the vast majority by the City) that pre-dated 2000.

By the time the public hearings began on April 25, 2022, Commission Counsel had reviewed just over 125,000 documents. Of those 125,000, approximately 67,000 were deemed relevant to the Terms of Reference.

#### *13.7.1.1. Document Delivery Protocol*

Commission Counsel worked with institutions it identified as having potentially relevant documents to gather documents prior to and after issuing formal document summonses. Commission Counsel collected documents from the City, the MTO, Golder, Dufferin, CIMA, Tradewind, Pyramid Traffic Inc., Accident Support Services International Ltd., and certain individuals whom Commission Counsel had identified as having relevant documents. Commission Counsel also conducted independent document searches to identify and collect publicly accessible documents. A sample document summons is appended to this Report as **Appendix H**.

In March 2020, the Inquiry formalized a Document Delivery Protocol, attached as Appendix A to the Rules of Procedure (which is **Appendix D** to this Report), which outlined how participants were required to deliver documents to the Inquiry.

#### *13.7.1.2. Discussions With the City About its Document Summons*

The City was the single largest provider of documents to the Inquiry and the primary holder of many of the documents most relevant to the Inquiry. Crucial to the Inquiry's success and efficiency was the City's timely provision of relevant documents.

Between November 2019 and February 2020, the City and Commission Counsel negotiated the document categories and the scope of documents that would be responsive to those categories and thus responsive to the document summons to be issued to the City. Commission Counsel provided the City with a list of topics and categories of documents to facilitate the City's search for required documents and

held regular meetings with counsel for the City to clarify the topics and categories of documents relevant to the work of the Inquiry prior to issuing the document summons.

The Inquiry issued its formal document summons to the City in March 2020.

#### *13.7.1.3. Review of Documents by Commission Counsel*

Commission Counsel reviewed the produced documents and identified those relevant to the Terms of Reference, those which could be subject to privilege claims, and key documents to be included in the Overview Documents. Where appropriate, Commission Counsel made requests for further documents and information necessary to the Inquiry's work.

#### *13.7.1.4. Inquiry Database*

Pursuant to the Document Delivery Protocol, Commission Counsel created and maintained a database of the documents collected from the above-noted institutions and individuals, and by Commission Counsel. Participants were provided access to a participant database pursuant to Rules 16 to 22 of the Rules of Procedure. Counsel for the participants were required to agree to conditions regarding confidentiality, including the execution of confidentiality undertakings prior to being given access to the database. Only arguably relevant and non-privileged documents were included in the participant database.

Commission Counsel also segregated in a separate database the documents which could be or were subject to privilege claims, to which the participants and Commission Counsel did not have access. A third database was created for Commission Counsel's review of documents over which the City asserted claims of privilege, pursuant to the privilege process discussed below. Documents were moved from the third database either to the main Inquiry database or to the segregated privileged database containing all privileged documents once the privilege dispute with the City was resolved.

#### *13.7.1.5. The City's Production of Documents*

The City was the fourth entity to produce documents, after CIMA, Tradewind, and Golder. It took nine months after commencement of the Inquiry for the City to produce its first tranche of 1,900 documents (of which 1,100 were relevant) in January 2020.

On July 7, 2020, I held a public hearing to receive updates from Commission Counsel and participants on the status of document collection and production. At this point, the Inquiry had received approximately 74,000 documents. Of these, the City had produced approximately 50,500 documents, of which 22,700 were found to be relevant after review. At the hearing, the City advised that it would provide the rest of its documents to the Inquiry by July 13, 2020. As of July 13, 2020, the City had provided approximately 56,300 documents. From July 13, 2020, to the conclusion of the public hearings on February 24, 2023, the City produced an additional 13,600 non-privileged documents, some of which were produced after almost all the fact witnesses had given evidence.

The length of time it took for the City to produce the documents necessary for the Inquiry to proceed was longer than anticipated. I note that the broad scope of the Terms of Reference meant that the City had to search for documents across several City departments and several divisions of the Public Works department, dating back several decades. This search resulted in the production of both relevant and irrelevant documents. As well, with the onset of the pandemic, the City's focus was understandably diverted to responding to an unprecedented public health crisis. A third and significant factor delaying the Inquiry's receipt of relevant documents from the City was the privilege dispute, described below.

Despite these understandable constraints and recognizing that some rolling disclosure is to be expected in any inquiry, the length of time it took for the City to produce documents and the less than orderly flow of documentation to Commission Counsel significantly lengthened the Inquiry's document collection phase and its investigation stage, and required Commission Counsel to revisit documentation and conduct multiple witness interviews. The result was a lengthened overall timeline for the Inquiry, which contributed to the cost of the Inquiry.

### 13.7.2. Overview Documents

For an efficient process, as permitted under the Inquiry's Rules of Procedure, Commission Counsel prepared Overview Documents to be entered as exhibits at the Inquiry hearings. The Overview Documents identified core or background facts and the sources of these facts. The intent of the Overview Documents was to permit the Inquiry to rely on the facts and documents referenced in the Overview Documents

to establish the factual narrative, instead of relying on witnesses and individually tendered exhibits. During the hearing, Commission Counsel asked witnesses about the facts and documents set out in the Overview Documents, and participants were able to do the same and also to elicit evidence from witnesses to raise questions about the accuracy and significance of the content of documents underlying the Overview Documents. In their closing submissions, participants were also able to address the weight that should be given to any content or documents in the Overview Documents.

Prior to the start of the public hearings, Commission Counsel reviewed approximately 125,000 documents and drafted 10 Overview Documents. Commission Counsel also prepared a supplement to Overview Document 3 — Overview Document 3.1 — which contained annotated excerpts of the RHVP “for tender” drawings highlighting certain geometric design features of the RHVP. The Overview Documents collectively totalled over 1,600 pages of evidence and summarized just under 5,000 documents. Documents that were referred to during the hearings that had not been included in an Overview Document were marked as exhibits.

Between February 2021 and January 2022, Commission Counsel circulated drafts of the Overview Documents to counsel for the participants and invited them to review, offer comments, and suggest revisions. Commission Counsel revised the Overview Documents, where appropriate, and circulated further drafts to the participants. These Overview Documents were entered as the first exhibits in the public hearings on the first day of hearings in April 2022.

In August 2022, following the conclusion of the motion regarding potentially privileged documents, described below, Commission Counsel revised Overview Documents 9 and 10 to include material that had been previously disputed and other documents, including those produced by the City after those Overview Documents had been finalized. The amended Overview Documents were again circulated to the participants for comments and revisions. The amended Overview Documents — Overview Documents 9A and 10A — were entered as exhibits on September 1, 2022, when the hearings resumed following the disposition of the privilege motion.

A list of the Inquiry’s Overview Documents is appended to this Report as **Appendix I**.

In accordance with Rule 66 of the Rules of Procedure, the Inquiry website and all documents that are part of the Inquiry's public record will become the property of the City upon issuance of this Report. This includes the Overview Documents and the documents cited therein, and all other exhibits.

### 13.7.3. Witness Interviews

As part of the investigation phase, Commission Counsel identified and interviewed individuals who were understood to have information or documents relating to the subject matter of the Inquiry. Interviewees were permitted to attend interviews with their own counsel. These interviews were voluntary and not under oath. The Inquiry provided interviewees with excerpts of the Overview Documents and other relevant documents to review before their interviews. After interviews, Commission Counsel circulated interview notes and, where requested, interview recordings to the interviewees and/or their counsel.

Commission Counsel interviewed over 100 people. Some interviews were held over multiple days. Certain interviewees had to be recalled for interviews after the privilege dispute, discussed below, was decided.

For each interviewee that Commission Counsel identified as a possible witness to be called at the hearing, Commission Counsel prepared a statement of anticipated evidence that set out the evidence Commission Counsel expected that individual to give in the public hearings based on the information they provided during their interview. These statements were sent to each interviewee and their counsel (if they had counsel) for comments. Comments were incorporated where appropriate. In accordance with Rule 52(a) of the Rules of Procedure, a statement of anticipated evidence for each witness was provided to all participants before the witness testified at the hearing.

Neither Commission Counsel nor the participants were entitled to cross-examine a witness regarding the content of their statement of anticipated evidence, except with my leave and only where the evidence of the witness deviated substantially from their statement on an issue of significance. No such leave was sought during the public hearings.

#### 13.7.4. Notices of Alleged Misconduct

Rule 63 of the Rules of Procedure provided that a finding of misconduct could not be made against an individual unless that individual had reasonable notice and was allowed full opportunity to be heard:

63. The Commissioner will not make a finding of misconduct on the part of any person unless that person has had reasonable notice of the substance of the alleged misconduct and was allowed full opportunity during the Inquiry to be heard in person or by counsel.

In accordance with Rule 64, the notices of alleged misconduct were delivered confidentially. To ensure fairness, I applied a low threshold and delivered notices of alleged misconduct to anyone who might possibly be found to have committed misconduct. A sample covering letter and notice of alleged misconduct are appended to this Report as **Appendix J**.

In accordance with Rule 65, recipients of notices of alleged misconduct were permitted to make an application for leave to call evidence to respond to the notice of alleged misconduct.

#### 13.7.5. Public Consultation

In addition to the January 9, 2020 community meeting, in July 2020, the Inquiry invited members of the public who were affected by an accident on the RHVP and who had information or documentation that they wished to share to contact the Inquiry to discuss their experiences. Interested persons were asked to contact the Inquiry by email at [publicconsultation@rhvpi.ca](mailto:publicconsultation@rhvpi.ca) with a brief description of what they would like to share.

Consultations began in August 2020. The Inquiry would like to thank Belinda Marazzato in particular. Ms. Marazzato's daughter, Olivia Smosarski, tragically died in a fatal accident on the RHVP in 2015. Ms. Marazzato generously gave her time, energy, and assistance in meeting with Commission Counsel and me to recount an unimaginable loss.

The Inquiry also received emails from members of the public over time who wished to share information with the Inquiry.

## 13.8. Public Hearings

### 13.8.1. Schedule of the Hearings

The public hearings were conducted in two stages. Phase 1 of the hearings focused on the factual evidence. Phase 2 addressed expert reports regarding the technical and corporate governance issues raised by the Terms of Reference and the factual evidence.

Phase 1 of the Inquiry began on April 25, 2022, and concluded on November 3, 2022. Evidence was heard over 78 days. The Inquiry sat from April 25 to July 4, 2022, when it adjourned until July 14 as a result of a COVID-19 infection. The Inquiry then resumed until July 21, after which there was a scheduled break until August 10, 2022. As discussed below, the privilege motion was argued by Commission Counsel and counsel for the City on August 9, 2022. Phase 1 was initially scheduled to reconvene and run throughout August, but had to be adjourned to September 1, 2022, to receive the decision of the Commissioner's Designate (the "Designate") on the privilege motion. The public hearings resumed in September 2022 and continued until November 3, 2022, the last hearing day of Phase 1. The Phase 2 hearings were held from February 16 to 24, 2023.

The Inquiry sat Monday to Thursday each week from 9:30 am until 4:30 pm, with lunch and breaks. The hearings started earlier or ended later than usual on some days, and occasionally sat on Fridays. Key statistics for Phases 1 and 2 of the Inquiry are appended to this Report as **Appendix S**.

### 13.8.2. Format of the Hearings

Prior to the COVID-19 pandemic, the intention had been to hold in-person public hearings in Hamilton. Commission Counsel had been researching options and making preparations to do so.

As noted above, the pandemic disrupted the work of the Inquiry in several ways. Among other things, it was difficult to predict when an in-person hearing would be feasible, or even if so, whether it would be sustainable, given the pattern of easing restrictions followed by various lockdowns and the constantly emerging variants. In addition, because of the familiarity with Zoom hearings gained during the pandemic,



the time and cost of repurposing facilities to accommodate an in-person public hearing could not be justified. Given these considerations, the decision was made to hold hearings virtually. The virtual format allowed the various public hearing participants and members of the public to participate in or observe the hearing remotely, even during periods of quarantine. Witnesses and participant counsel were in separate locations from each other, often in different cities, and sometimes across borders.

Although the Inquiry was affected from time to time by illness of individuals involved in the Inquiry, the virtual hearing format minimized lost hearing days. The virtual hearing format also had the benefit of reducing the burden placed on witnesses and counsel. Witnesses and counsel were not required to travel to one central hearing room for testimony. Instead, witnesses were able to testify from other locations, including a virtual hearing room set up by the City in Hamilton from which the City witnesses testified, and the disruption to all witnesses' schedules was thereby minimized.

The Inquiry was largely paperless. During witness examinations, counsel presented documents, including the Overview Documents, to the witnesses on screen. These documents were viewable by all participants on Zoom or watching the hearing on the Internet.

### 13.8.3. Accessibility of Hearings

The public could watch the hearings on a livestream on the Inquiry's YouTube channel. Recordings of each hearing day were also uploaded to the channel shortly after the end of the day, and links to the recordings were posted on the Inquiry's website.

From April to July 2022, rough transcripts were circulated to the participants and Commission Counsel at the end of each hearing day. In addition, from April to July 2022, in-the-moment transcription was available to all participants. In July 2022, the City, as ultimate payor, decided not to continue to provide in-the-moment transcription to other participants unless the participants shared the cost, which none agreed to do. Thereafter, only the City and Commission Counsel received the in-the-moment transcriptions. In addition, final transcripts were publicly accessible through the Inquiry's website. All exhibits, including the Overview Documents, were also uploaded to the Inquiry's website.

A list of expected witnesses and the dates of testimony was posted on the Inquiry's website. This schedule was updated regularly. Frequent updates were also shared using the Inquiry's social media.

#### 13.8.4. Land Acknowledgements and Pronouns on Zoom

In the spirit of ongoing reconciliation and the acknowledgment of Indigenous rights, Commission Counsel began each hearing week with a reading of the land acknowledgments for the City of Hamilton, where the events of the Inquiry occurred, and the City of Toronto, where many of the counsel appearing were based.

Counsel and witnesses were also encouraged to add their personal pronouns on their Zoom screen names to respect the identity of individuals and foster an atmosphere of inclusion.

#### 13.8.5. Foundational Expert Primers

Due to the highly technical nature of the evidence, at the beginning of the Phase 1 public hearings, Commission Counsel filed an Agreed Summary of Pavement Friction Practices in Canada and called two experts, both of whom had written a foundational document (which were made exhibits) for the assistance of me and the participants.

Dr. Gerardo Flintsch<sup>8</sup> provided a technical primer that focused on a number of topics relative to friction and the construction of the RHVP. Russell Brownlee<sup>9</sup> provided a primer summarizing certain basic principles of highway design and traffic safety. These primers were circulated to participants' counsel for feedback prior to their introduction to the proceedings. The purpose of these primers was not to provide expert evidence specifically with respect to the RHVP, but rather to provide a base of knowledge to assist me, the participants, and the public in understanding and interpreting the concepts, technical terms, and evidence that was to be presented during the public hearings. The testimony of Dr. Flintsch and Mr. Brownlee at the outset of the Phase

---

<sup>8</sup> Dr. Flintsch is the Director of the Center for Sustainable and Resilient Infrastructure at Virginia Tech Transportation Institute and the Dan Pletta Professor of Engineering in the Via Department of Civil and Environmental Engineering at Virginia Polytechnic Institute and State University.

<sup>9</sup> Mr. Brownlee is the President and Transportation Safety Engineer at True North Safety Group.

1 public hearings on April 26 and 27, 2022, respectively, elaborated on the content of their primers.

#### 13.8.6. Examinations

Witnesses received summonses to testify at the Inquiry. A sample witness summons is appended to this Report as **Appendix K**. Witnesses testified under oath or on affirmation and were entitled to have counsel present. As noted above, in advance of each witness testifying, participants received the witness' statement of anticipated evidence, and Commission Counsel, the participants, and the witness were provided with notice of documents that counsel were likely to refer to during their examination. Unless a document had been previously identified and/or provided to Commission Counsel and the participants, it could not be referenced in examination or cross-examination.

Commission Counsel called and questioned all the witnesses who testified at the Inquiry. They were entitled to ask both leading and non-leading questions and to challenge the evidence the witnesses offered.

The typical order of examination was as follows:

- 1) examination by Commission Counsel;
- 2) cross-examinations by counsel of the participants (with the order as determined by agreement of counsel);
- 3) examination by counsel for the witness; and
- 4) re-examination (if any) by Commission Counsel.

Counsel for a witness and/or counsel for a participant could apply to question a witness before Commission Counsel conducted their examination.

I did not impose time limits on cross-examination and examination by counsel for the witness, but counsel were asked to estimate the length of time they anticipated needing for their examinations. The Rules of Procedure provided that no cross-examination or examination by counsel for the witness could exceed the length

of Commission Counsel's examination without my leave. Such leave was never requested.

### 13.8.7. Affidavits

As per Rule 47 of the Rules of Procedure, where the evidence of a witness was expected to be non-contentious, Commission Counsel drafted affidavits or reviewed drafts from the witnesses and circulated them to the participants. This practice reduced the need to call witnesses and saved hearing time. Affidavits were used for several witnesses in place of or to supplement oral testimony.

## 13.9. Claims of Privilege

### 13.9.1. Background to the City's Claims of Privilege

It is fundamental to a fair and transparent inquiry process that all relevant documents be made available for review and consideration by the commissioner, commission counsel, the participants, and the public.

Subsection 33(3) of the *Public Inquiries Act, 2009*, which applies to municipal judicial inquiries,<sup>10</sup> including this Inquiry, gives an inquiry summoning power to obtain relevant information. However, the admissibility of evidence at an inquiry is subject to claims of privilege. Under subsection 33(13), nothing is admissible in evidence at an inquiry if it would be inadmissible in a court by reason of any privilege under the law of evidence.

In any public inquiry, the facts and evidence that come to light during the inquiry may have a potentially detrimental effect on the participants and/or the entity calling for the inquiry in litigation related to the same subject matter. In such circumstances, there may be a conflict between the airing of information necessary to fulfill the inquiry's mandate and a public entity's entitlement to protect privileged information from disclosure and use in litigation.

In the case of this Inquiry, the City was a defendant in a number of individual claims arising from motor vehicle accidents on the RHVP. Between May 2019 and June 2022,

---

<sup>10</sup> *Municipal Act, 2001*, s 274(2).

the City was also a defendant in a proposed class action lawsuit related to serious injuries or death resulting from accidents on the RHVP.

The City made claims of solicitor-client privilege<sup>11</sup> and litigation privilege<sup>12</sup> in respect of documents that were produced by the City and by CIMA. The City's position was that these documents were thus not subject to disclosure to the Inquiry. The privilege dispute in respect of a substantial number of documents that were relevant to the Inquiry's mandate had a significant consequence for the length and cost of the Inquiry.

### 13.9.2. Timeline of the Privilege Dispute

Relatively early in the Inquiry's work, Commission Counsel recognized that the City might claim privilege over documents necessary to the Inquiry's work. Commission Counsel raised the potential for this issue in October 2019. However, the issue was not ultimately decided until August 15, 2022, in the circumstances described below.

Commission Counsel first raised this issue with the City, in an attempt to resolve it early and minimize any delay to the hearings, and requested the City's position on privilege in November 2019. In February 2020, the City provided its position on privilege with respect to documents produced by CIMA. In May 2020, the City provided its position on the categories of documents over which it would be maintaining privilege. In July 2020, the City provided the initial list of documents over which it was claiming privilege. This timing affected the preparation of the Overview Documents and the timing of witness interviews. The City provided its position on certain additional CIMA documents over which it was claiming privilege in October and December 2020.

---

<sup>11</sup> Solicitor-client privilege applies to communications between a lawyer and their client for the seeking or giving of legal advice where the parties intend the communication to be confidential. This privilege may apply to communications between a lawyer and a third party, when a third party serves as a messenger, translator, or conduit for the client to instruct their lawyer.

<sup>12</sup> Litigation privilege applies to communications between lawyers, their clients, and third parties if the dominant purpose behind the creation of the communication(s) was the preparation for any existing, reasonably contemplated, or anticipated litigation. Litigation privilege is neither absolute in scope nor permanent in duration. It ends when litigation, or related litigation, concludes.

In February 2021, pursuant to Rule 15(a)(ii) of the Rules of Procedure, the City and Commission Counsel agreed that Commission Counsel would be permitted to inspect the documents over which the City claimed privilege, in full and without any redactions, without the City waiving its privilege claim. This would permit Commission Counsel to determine which documents Commission Counsel considered relevant and necessary to the Inquiry, thereby reducing the number of documents in dispute. This approach was also taken in the Walkerton Inquiry.<sup>13</sup>

Starting in March 2021, the City provided the documents over which it claimed privilege (in whole or in part) to Commission Counsel for review. The process of document review and negotiation was effective in that it greatly reduced the documents in dispute, but it was a lengthy process. It also resulted in Commission Counsel identifying additional individuals who had relevant documents and documents that had not previously been identified or produced by the City to the Inquiry. This resulted in the City producing additional documents in tranches in 2021 and 2022, both before and after the public hearings commenced.

### 13.9.3. Resolution of the Privilege Dispute

After review of the unredacted documents over which the City claimed privilege, Commission Counsel was of the view that a considerable number were relevant and necessary for the Inquiry to fulfill its investigatory mandate and adequately answer certain questions in the Terms of Reference. Without these documents, the Inquiry did not have the complete narrative. As a result, Commission Counsel did not accept the City's claims of privilege for two reasons.

For some of these documents, Commission Counsel was of the view that they were not protected at all by either solicitor-client or litigation privilege. In addition, for all of the documents at issue, Commission Counsel took the position that Council had waived privilege by requesting an inquiry. Commission Counsel's position was that having directed the Inquiry to investigate and report on the specific questions in the Terms of Reference, the City was obliged to hand over all documents relevant and

---

<sup>13</sup> *Report of the Walkerton Inquiry, Part One: The Events of May 2000 and Related Issues* (Toronto, ON: Ministry of the Attorney General, 2002) (Dennis R. O'Connor) ch 14 at 487-488.

necessary to answer those questions. As set out below, the Designate who heard the privilege motion agreed.

Similar to other inquiries — including the Toronto Computer Leasing Inquiry/Toronto External Contracts Inquiry, the Inquiry into Pediatric Forensic Pathology in Ontario, and the Elliot Lake Inquiry<sup>14</sup> — and as permitted by the Inquiry’s Rules of Procedure, a Designate was chosen to adjudicate any dispute over potentially privileged documents, instead of the matter coming before me.

Commission Counsel outlined a proposed procedure for adjudicating the privilege dispute in a letter to the City dated November 22, 2021. Counsel for the City confirmed receipt of instructions agreeing to this approach on January 5, 2022. On March 25, 2022, the City issued a notice of motion for directions to commence the formal privilege dispute process, in line with the agreed process. On April 25, 2022, the first day of the public hearings, the City moved for a motion for directions on several aspects of the privilege dispute. I issued a decision (appended to this Report as **Appendix L**) appointing the Honourable Frank Marrocco, the former Associate Chief Justice of the Superior Court of Justice, as the Designate to adjudicate the dispute, with the agreement of Commission Counsel and counsel for the City.

The hearing for the City’s privilege motion occurred in camera on August 9, 2022, after several months of public hearings had already occurred. This resulted in the adjournment of scheduled hearing days in August. The hearing was held in camera to preserve the confidentiality of the documents at issue. The dispute addressed 97 documents, 56 of which were considered unique. Redacted versions of the transcript of the privilege motion, the decision, and the factums of the City and Commission Counsel were posted on the website. Although it was not a party in the privilege dispute, Golder also provided brief written submissions on the privilege dispute, which were also posted on the Inquiry website.

Mr. Marrocco released his decision on privilege on August 15, 2022. He ordered the production of most of the 97 documents at issue on the basis that the City had

---

<sup>14</sup> *Toronto Computer Leasing Inquiry Report, Volume 3* at 61-62; *Inquiry into Pediatric Forensic Pathology Report, Volume 4* at 649-652; *Report of the Elliott Lake Commission of Inquiry, Part Two: The Emergency Response and Inquiry Process* (Toronto, ON: Ministry of the Attorney General, 2014) (Commissioner Paul R. Belanger) at 460.



waived privilege over them in setting the Terms of Reference, and that they were highly relevant to the Inquiry's work. As he noted: "Fairness and consistency to all those who may be affected by the final report from the RHVPI mean that it is necessary to produce documents highly relevant to the Terms of Reference, so as to avoid factual inconsistencies, erroneous findings of misconduct, and unsuitable recommendations."<sup>15</sup> The Designate's decision on privilege (with redactions) is appended as **Appendix M** to this Report. The City advised that it would not be seeking judicial review of the decision on August 24, 2022.

Thereafter, Commission Counsel revised certain Overview Documents to include the documents that had been ordered to be produced to the Inquiry. Commission Counsel also interviewed and reinterviewed witnesses on matters raised in these documents. The public hearings did not sit from July 22 to September 1, 2022, to accommodate a pre-scheduled two-week break, the hearing of the privilege dispute, receipt of the Designate's decision, and the significant work that followed after the decision was rendered.

Determination of the privilege issue required the expenditure of considerable time and resources on the part of both Commission Counsel and counsel for the City. The length and timing of the privilege dispute affected the Inquiry's work in a number of ways. In particular, it resulted in a piecemeal document review which created inefficiencies, it impacted the drafting of the initial Overview Documents, it postponed or split up witness interviews to avoid potentially privileged areas, it caused an adjournment of scheduled hearing days for witnesses whose evidence was directly or indirectly affected by the documents over which privilege was claimed, and it extended the schedule for the public hearings.

It is not uncommon for public inquiries to consider claims of privilege. However, as the experience of this Inquiry demonstrates, a public entity that is considering calling a public inquiry to inquire into specific circumstances should anticipate that the scope and purpose of the fact-finding mandate may involve the disclosure of privileged information, and should take the possibility of such disclosure into consideration when determining whether a public inquiry is the most appropriate means of investigation. As this Inquiry has demonstrated, the assertion of privilege over relevant and necessary

---

<sup>15</sup> Decision of the Designate at 6, Appendix M.

documents after the commencement of a judicial inquiry can be a costly and time-consuming exercise.

## 13.10. Involvement of the Office of the City's Auditor General

On August 10, 2022, Commission Counsel served a summons on Domenic Pellegrini (Senior Internal Auditor, Office of the Auditor General (Audit Services), City Manager's Office, Hamilton)<sup>16</sup> requiring him to give testimony on certain specific issues.

Commission Counsel sought to examine Mr. Pellegrini on a limited number of topics relevant to the Inquiry's Terms of Reference, including the Office of the Auditor General's Value for Money Audit, the circumstances surrounding the provision of a redacted version of the 2014 Golder Report to Mr. Pellegrini, and his review of the unredacted report (which are discussed in Chapter 10). The Auditor General took the position that the Inquiry lacked jurisdiction to summons an investigator in his office. On August 12, 2022, the Office of the Auditor General brought a motion for directions. The City did not take a position on this motion.

On September 30, 2022, I issued a decision upholding the summons. Mr. Pellegrini testified on the indicated matters on October 7, 2022. The decision upholding the summons is appended to this Report as **Appendix N**.

## 13.11. Phase 2 of the Inquiry Public Hearings

### 13.11.1. Purpose of Phase 2

Phase 2 of the Inquiry public hearings dealt with expert evidence, and was focused on the interpretation, analysis, and application of the facts established in Phase 1 to certain best practices, standards, and/or industry guidelines. The Inquiry's work in Phase 2 was guided by the principle that this phase was not a forum for participants to introduce new factual evidence. In Phase 2, the Inquiry received evidence in the form of both written reports and oral testimony, as discussed in Chapter 12, from six

---

<sup>16</sup> Elsewhere in this report, the Office of the Auditor General is also referred to as the Audit Services division or "Audit Services".

experts who opined on the technical questions of RHVP friction testing, friction levels, pavement design, geometric design, aggregate testing and quality, and traffic and roadway safety, among others, as well as issues of good governance.

The evidence received in Phase 2 was of great assistance in writing this Report, specifically in answering the Terms of Reference, some of which are highly technical, and in identifying appropriate recommendations for the City.

### 13.11.2. Delivery of Expert Reports

Phase 2 began in November 2022 with the delivery of reports written by three experts retained on behalf of the Inquiry: Dr. Flintsch and Mr. Brownlee, both of whom also wrote technical primers for Phase 1, and Janice Baker.<sup>17</sup> I refer to each expert report referenced in this section by the last name of the expert; for example, the “Flintsch Report”.

The participants were not entitled to call expert evidence as of right. Participants who wished to provide additional expert evidence were required to seek leave to do so. The MTO and Dufferin did not seek leave. The City sought leave to file expert reports from David Hein<sup>18</sup> to respond to the Flintsch Report and from Dewan Karim<sup>19</sup> to respond to the Brownlee Report, and Golder sought leave to file an expert report from Dr. Hassan Baaj<sup>20</sup> to respond to the Flintsch Report. Counsel for the City and for Golder prepared written materials setting out the scope and anticipated opinions of the proposed experts, which were posted on the Inquiry’s website. Counsel for the City and for Golder also made oral submissions in support of their applications at a public hearing convened on December 13, 2022.

In my decision issued on December 14, 2022, I granted leave to call the evidence of the three proposed experts, with certain limitations to minimize duplication and to ensure the evidence came from the source best positioned to give it. In addition,

---

<sup>17</sup> At the time of her opinion, Ms. Baker was the Chief Administrative Officer for the Region of Peel.

<sup>18</sup> Mr. Hein is the President and Principal Engineer at 2737493 Ontario Limited.

<sup>19</sup> Mr. Karim is the Practice Lead of the Transportation Engineering & Safety Group at 30 Forensic Engineering.

<sup>20</sup> Dr. Baaj is the Director of the University of Waterloo’s Centre for Pavement & Transportation Technology.

I expressed the view that the City should consider its request to address certain additional issues in the Karim Report, in light of the fact that such issues involved new factual evidence that had not been established in Phase 1 and had the potential for significant timing and cost consequences for the Inquiry. The City ultimately chose not to pursue this evidence. My reasons and decision on the motions for leave to file expert evidence are appended to this Report as **Appendix O**.

### 13.11.3. The Phase 2 Hearings

The participants delivered their expert reports in early February 2023.

The Phase 2 public hearings were conducted over six days from February 16 to February 24, 2023, in the same manner as the Phase 1 hearings. Each expert testified individually. Commission Counsel called and questioned the three Inquiry experts, and counsel for Golder and the City did the same in respect of their respective experts. Counsel for the participants and Commission Counsel (for the City and Golder's experts) were entitled to cross-examine the experts, followed by re-examination (if needed). The order in which the experts testified was adjusted to ensure the technical evidence was put before the Inquiry in a clear and orderly way, and to account for the issues reviewing the underlying analyses of Mr. Karim, as discussed in Chapter 12.

As had been done in Phase 1, the participants and Commission Counsel were provided with notice of documents that counsel were likely to refer to during their examinations. The expert reports were made exhibits at the hearing and were posted on the Inquiry's website, along with the final transcripts and a link to the recordings of each witness' testimony.

On the technical issues, as the earlier chapters of this Report demonstrate, there is a considerable knowledge base required to address the issues presented in this Inquiry. I am not a civil engineer and do not purport to be an expert on any of these issues. I have relied on the technical reports and testimony of the various experts referred to above, as tested by cross-examination by the participants and Commission Counsel. The evidence and my conclusions on these technical matters is discussed primarily in Chapter 12.

The Hein Report and the Karim Report challenged certain conclusions in the Flintsch Report and the Brownlee Report, respectively. As a general matter, the differences of opinion between Dr. Flintsch and Mr. Hein, and between Mr. Brownlee and Mr. Karim, were in the end, after consideration of their respective reports and testimony, more differences of degree than of substance. As described in Chapter 12, in certain respects, the Hein Report and the Karim Report assisted in clarifying the issues raised in those reports and, on one matter, resulted in a change in Mr. Brownlee’s position. However, it is noteworthy that during Phase 1 of the public hearings the City did not introduce factual evidence to form a basis for challenging the technical findings of Dr. Flintsch and Mr. Brownlee. In particular, the City did not introduce the factual evidence necessary to form a basis for certain positions asserted in the Karim Report and in the City’s closing submissions.

As a general observation, in their reports, the City’s experts avoided committing to any position that might suggest that something other than driver behaviour, particularly “excessive speeding”, contributed to collisions on the RHVP. They also challenged the evidence of Dr. Flintsch and Mr. Brownlee, as well as the reports and testimony of CIMA and its witnesses, to the extent they suggested otherwise. In particular, the Karim Report challenged findings of CIMA that had been accepted by the City’s Traffic staff in their reports to Council and that had formed the basis of Council’s own decisions in the past. In the City’s submissions seeking leave to file its expert reports, the City made express the concern that prompted this approach – the impact of any findings in this Inquiry for the background litigation referred to above. The City’s approach revealed the dilemma that a public entity faces in calling for a public inquiry for the purpose of an independent investigation, while concurrently asserting a particular defence in civil litigation arising from similar or related facts.

## 13.12. Closing Submissions

Following the completion of the Phase 2 hearings, each of the participants was permitted to submit written closing submissions regarding the principal issues before the Inquiry. Following delivery of the written submissions, the Inquiry re-convened on March 22 and 23, 2023, for oral submissions by the Participants addressing the issues that each considered to be of importance and to permit me to raise questions regarding the positions of each of them.

### 13.13. Conclusion

This Inquiry effectively began in the late spring of 2019. Its Terms of Reference required an investigation of the relevant facts pertaining to the design and construction of the RHVP, traffic safety reviews and friction testing conducted since the opening of the RHVP in November 2007, the manner in which the Public Works department oversaw roadway and traffic safety on the RHVP during that period, and the actions of City staff in respect of, and following, discovery of the Tradewind Report in September 2018.

The investigation phase until April 2022 took longer than anyone anticipated or wanted as a result principally of the breadth of the Terms of Reference and the occurrence of the pandemic — both of which created challenges for the participants, especially the City — and the need to resolve the privilege dispute. The public hearings provided a comprehensive airing of the issues relevant to the Terms of Reference, which is the goal of public inquiries. It is my hope that the technical and expert evidence and my overall findings in this Report will contribute to a better understanding of the design, construction, and operating history of the RHVP and thereby provide some clarity to the City, those who have been personally affected by accidents on the RHVP, and the Hamilton public generally.

As noted above, as an investigation completed in a public forum, a public inquiry requires flexibility, creativity, and adaptiveness to achieve a fair process that is transparent and balances thoroughness with efficiency. Through the commitment of Commission Counsel, the participants, and the participants' counsel, and all those involved in the Inquiry process, I trust we have met these goals. I also trust that this overview of the Inquiry process will benefit future public inquiries.

### 13.14. Acknowledgments

A number of people have provided assistance to me in the course of the Inquiry. I am indebted to all of them for their conscientious, diligent, and detailed work. I would like to acknowledge them here.

The Honourable Frank Marrocco agreed to act as the Commissioner's Designate in respect of the privilege motion. I am very grateful for his timely and thoughtful consideration of this matter.

Commission Counsel Robert Centa provided invaluable strategic advice in the stages of the Inquiry leading up to the commencement of the public hearings (from 2019 until May 2022), shortly after which he was appointed a judge of the Superior Court of Ontario.

Upon his appointment, I appointed Emily Lawrence and Andrew Lewis, senior team members from the Commission Counsel team, as co-Commission Counsel. Both were critical to the successful public hearings and the writing of this Report. Mr. Lewis had the challenging task of managing the technical evidence, of which he became thoroughly familiar. I relied on him throughout the Inquiry process for his knowledge and perspective on this aspect of the Inquiry. Ms. Lawrence assumed the extensive responsibility for the other issues presented in this Inquiry, as well as organized and directed the hearings and the other members of the Commission Counsel team. Her patience and good judgment were indispensable in keeping the hearings moving forward pending and following the privilege motion. She has also made an invaluable contribution to the clarification of the principal themes of the Report. Both Mr. Lewis and Ms. Lawrence also provided me with clear-sighted strategic advice and direction. I am immensely grateful to both of them.

The remaining members of the Commission Counsel team, Hailey Bruckner, Shawna Leclair, Chloe Hendrie, and Lauren Rainsford, were indispensable for the work of the Inquiry. Each displayed the diligence and good judgment required for the review and organization of the thousands of documents received by the Inquiry. Their work to understand the issues through witness interviews and the preparation of the Overview Documents was intensive and expertly executed. Ms. Bruckner, Ms. Leclair, Ms. Hendrie, and Ms. Rainsford were critical to the organized and smooth operation of the public hearings, including their many days of examinations of important witnesses. Finally, their deep knowledge of the facts was critical for the preparation of this Report.

In addition, Tina Lie took carriage of Commission Counsel's response on the privilege motion upon the appointment of Justice Centa, which was significant for keeping to the Inquiry timetable. I am grateful to Ms. Lie for getting up to speed quickly and providing the Designate with an excellent roadmap for those issues during the hearing on the privilege motion.



Jacqueline Cummins skillfully managed the Inquiry database and the many voluminous productions of documents the Inquiry received and sent. I also want to acknowledge her efforts, along with those of Alex Taylor and Liam Carson, in ensuring a regular feed of the exhibits to my computer during the hearings.

Wendy McCann, the Inquiry's media consultant, provided excellent advice throughout the Inquiry and was critical, together with Djordje Sredojevic, the website service consultant, to the creation and maintenance of the Inquiry website and ensuring the broadcast of the Inquiry hearings.

Margaret Foulds, the Inquiry's executive director, contributed to the smooth running of the financial aspects of the Inquiry.

I also express my thanks to our professional and dedicated editor, Laura Edlund, and our talented designer, Marcelle Adam, for their assistance in producing an Inquiry report in an appropriate format.

The team at Arbitration Place and, in particular, the court reporters and the registrars, assisted in a significant way in ensuring that the public hearings proceeded smoothly, and that transcripts were available in a timely fashion for the participants and the public.

Lastly, I am very grateful to the office staff and the IT personnel at Paliare Roland Rosenberg Rothstein LLP for hosting the Inquiry office and for their patient assistance with the day-to-day challenges of holding virtual hearings remotely over an extended period of time.

A complete list of the Inquiry personnel is appended to this Report as **Appendix R**.

# Appendices



APPENDIX A: LETTER FROM COUNSEL TO THE CITY  
ADVISING OF THE RHVPI (APRIL 5, 2019)

130 Adelaide St W T 416-865-9500  
Suite 2600 F 416-865-9010  
Toronto, ON www.litigate.com  
Canada M5H 3P5

April 5, 2019

Eli S. Lederman  
Direct line: 416-865-3555  
Direct fax: 416-865-2872  
Email: elederman@litigate.com

**Via Email**

The Honourable Chief Justice Heather J. Forster Smith  
Chief Justice of the Superior Court of Justice  
130 Queen Street West  
Toronto, ON  
M5H 2N5

Dear Chief Justice Smith:

**RE: Corporation of the City of Hamilton – Request to Appoint a Judicial Inquiry**

We are writing to you in our capacity as counsel to the Corporation of the City of Hamilton.

At a meeting held on March 20, 2019, Council of the City of Hamilton passed a resolution requesting a judge of the Superior Court of Justice to investigate matters relating to a failure to disclose to the City Council a draft report prepared by Tradewind Scientific Ltd., dated November 20, 2013 with respect to the friction levels on the Red Hill Valley Parkway in the City of Hamilton.

You will find enclosed a true certified copy of the Motion requesting that a judge be appointed pursuant to section 274 of the *Municipal Act, 2001*, S.O. 2001, c.25 to conduct an investigation.

We would be grateful to be advised when a judge has been appointed pursuant to the terms of the Motion.

Please also copy any future correspondence to Ms. Nicole Auty, City Solicitor for the City of Hamilton. She may be reached at:

The City of Hamilton  
71 Main Street West  
Hamilton, Ontario, L8P 4Y5  
Tel: 905-546-2424 ext. 4636  
Fax: 905-546-4370  
Email: Nicole.Auty@hamilton.ca

The Honourable Chief Justice Heather J. Forster Smith  
April 5, 2019

2

We look forward to hearing from you.

Yours very truly,



Eli S. Lederman

EL/DC/mw  
Enclosure.

- c. Nicole Auty, *City Solicitor for the City of Hamilton*  
Mike Zegarac, *Interim City Manager for the City of Hamilton*  
Delna Contractor, *Lenczner Slaght LLP*



City of Hamilton  
71 Main Street West  
Hamilton, ON L8P 4Y5  
www.hamilton.ca

## Hamilton


### 4.2 Judicial Investigation respecting the Lincoln Alexander & Red Hill Valley Parkways

- (a) That the City's outside legal counsel, in consultation with the Acting City Manager, be directed to prepare the necessary documents to file an application before the Superior Court to initiate a Judicial Investigation, pursuant to *Ontario Municipal Act, 2001*, as amended, Section 274.1.a & b, (Investigation by a Judge), and the *Public Inquiries Act*, Section 33, (Public Inquiries); and,
- (b) That the scope of the Judicial Investigation could include, but not be limited to, the following questions and be referred to outside legal counsel for review and a report back to the General Issues Committee:
  - (i) Who received, was briefed or was advised on the existence of the November 20<sup>th</sup>, 2013 Tradewind Scientific Friction Testing Survey Summary Report on the Lincoln Alexander & Red Hill Valley Parkways (the document) in 2013 or subsequent years;
  - (ii) Who was the individual or individuals, who decided not to disclose the document in 2013;
  - (iii) What was the rationale for not disclosing the document in 2013;
  - (iv) Who received a copy, was briefed or was informed about the existence of the document in 2018;
  - (v) What was the rationale for not disclosing the document in September 2018;
  - (vi) Did the document provide sufficient cause to make safety changes to the roads, or provide cause for further study;
  - (vii) What role, if any, did the non-disclosure of the document play in the increase in accidents, injuries or fatalities on the roads;
  - (viii) Did anyone in the Public Works Office or Roads Department request, direct or conduct any other friction test, asphalt assessment, or general road safety reviews or assessments on the roads;
  - (ix) Did subsequent consultant reports provide additional support or rebuttal to the document's conclusions;
  - (x) Did the Ministry of Transportation's (MTO) recently revealed friction tests provide additional support or rebuttals to the document's conclusions;

- (xi) What was the rationale for the Ministry of Transportation to not disclose their findings from the city and the public;
- (xii) Who was briefed within the Ministry or the Minister's Office about the findings of the MTO's friction tests;
- (xiii) Did the MTO friction test provide sufficient cause to make safety changes to the roads, or provide cause for further study;
- (xiv) What role, if any, did the non-disclosure of the MTO friction tests play in the increase in accidents, injuries or fatalities on the roads;
- (xv) Did the MTO conduct any other road assessment, friction tests, or general safety reviews or assessments on the roads;
- (xvi) Was there any malfeasance, wrong doing or misconduct by any person or persons in relations to their role in the non-disclosure of the document;
- (xvii) Review and make recommendations to improve City policy and procedures to prevent such future incidents;
- (xviii) What is the standard in Ontario for friction;
- (xix) Are results for friction for highways across the Province available; and
- (xx) Is speed, traffic weaving and lighting as big an issue as the friction tests.

I hereby certify the foregoing to be a true copy of  
Motion 4.2 of the Minutes of City of Hamilton  
Council of March 20, 2019.

Dated at the City of Hamilton on this 3<sup>rd</sup> day of April, 2019.



---

J. Pilon  
Acting City Clerk



APPENDIX B: LETTER FROM CHIEF JUSTICE SMITH ADVISING OF THE  
APPOINTMENT OF COMMISSIONER WILTON-SIEGEL (MAY 3, 2019)

THE HONOURABLE HEATHER FORSTER SMITH  
CHIEF JUSTICE OF THE SUPERIOR COURT OF JUSTICE



L'HONORABLE HEATHER FORSTER SMITH  
JUGE EN CHEF DE LA COUR SUPÉRIEURE DE JUSTICE

OSGOODE HALL  
130 QUEEN STREET WEST  
TORONTO, ONTARIO M5H 2N5

(416) 327-5111  
FAX (416) 327-6011

Our Reference #:JUD-076

May 3, 2019

Mr. Eli S. Lederman  
Lenczner Slaght  
130 Adelaide St. W.  
Toronto, ON M5H 3P5

Dear Mr. Lederman:

I am responding to your letter, dated April 5, 2019. In your letter, you advise that you serve as counsel to the Corporation of the City of Hamilton, and that the Council of the City of Hamilton passed a resolution on March 20, 2019 requesting a judge of the Superior Court investigate matters relating to the disclosure of a draft report, dated November 20, 2013 from Tradewind Scientific Ltd., with respect to the friction levels on the Red Hill Valley Parkway in the City of Hamilton.

Since receiving your letter, I understand that you and the City Solicitor, Ms. Nicole Auty, have spoken with my Executive Legal Officer, Mr. Mohan Sharma, on April 10, 2019 to outline the scope of the requested investigation. You indicated that the more specific Terms of Reference for the investigation were to be issued by the City of Hamilton, which were received by my office on April 25, 2019. These Terms of Reference were approved by the City of Hamilton on April 24, 2019.

Pursuant to s. 274 of the *Municipal Act, 2001*, SO 2001, c. 25, if a municipality requests by resolution an investigation, a judge of the Superior Court of Justice shall be appointed to investigate a matter. Accordingly, I am hereby appointing the Honourable Mr. Justice Herman Wilton-Siegel to investigate pursuant to the resolution passed by Council of the City of Hamilton on March 20, 2019. The scope of the inquiry will be as set out in the Terms of Reference, issued on April 24, 2019, subject to any adjustment that Justice Wilton-Siegel may address with the City.

S. 274(6) of the *Municipal Act, 2001* states:

*The judge may engage counsel and other persons to assist in the investigation or inquiry and the costs of engaging those persons and any incidental expenses shall be paid by the municipality.*


The administrative costs of conducting an investigation can be significant and ought to be appreciated by the City of Hamilton. I understand Mr. Sharma discussed these potential costs with you during



your telephone conversation on April 10, 2019. I enclose, as an example, a Corporate Report, dated October 13, 2009, from the City Solicitor for the City of Mississauga that sets out the types of costs and estimated costs for the Mississauga Judicial Inquiry heard by former Associate Chief Justice Douglas Cunningham. A judge appointed to an investigation can be requested to engage processes that make the cost of an investigation proportionate to the amounts and interests at issue. However, certain costs will be unavoidable and can be significant.

I ask that you please contact Mr. Sharma to arrange an initial meeting with Justice Wilton-Siegel.

Sincerely,




Heather J. Smith,  
Chief Justice.

Encl.

C: Regional Senior Justice Geoff Morawetz, Toronto region  
Mr. Justice Herman Wilton-Siegel  
Mr. Mohan Sharma, Executive Legal Officer  
Ms. Nicole Auty, City Solicitor, City of Hamilton

## APPENDIX C: TERMS OF REFERENCE



City of Hamilton  
71 Main Street West  
Hamilton, ON L8P 4Y5  
www.hamilton.ca

## Hamilton

### 12. Judicial Investigation Red Hill Valley Parkway (LS19017) (City Wide) (Item 10.14)

- (a) That the Terms of Reference for the Judicial Investigation on the Red Hill Valley Parkway matter, attached as Appendix "B" to Report 19-008, be approved and be forwarded to the Chief Justice of the Superior Court;
- (b) That the City Manager be authorized and directed to take such actions and to execute such documents in a form satisfactory to the City Solicitor as required to give effect to Council's decision to initiate a Judicial Investigation on the Red Hill Valley Parkway matter, including such actions required by the Justice presiding over the Investigation;
- (c) That the costs of the Judicial Investigation on the Red Hill Valley Parkway matter be paid from the Tax Stabilization Reserve (110046);
- (d) That staff provide regular status reports identifying the costs to date associated with the Judicial Investigation on the Red Hill Valley Parkway; and,
- (e) That the law firm of Lenczner Slaght Royce Smith Griffin LLP be appointed as legal counsel for the City of Hamilton for the Judicial Investigation on the Red Hill Valley Parkway.

I hereby certify the foregoing to be a true copy  
of Item 12, General Issues Committee Report  
19-008, approved by City of Hamilton Council  
of April 24, 2019.

Dated at the City of Hamilton on this 25<sup>th</sup> day of April, 2019.

J. Pilon  
Acting City Clerk

**WHEREAS** under s. 274 of the *Municipal Act, 2001* S.O. 2001, c. 25, the council of a municipality may, by resolution, request a judge of the Superior Court of Justice to inquire into or concerning any matter connected with the good government of the municipality, or the conduct of any part of its public business;

**AND WHEREAS** any judge so requested shall make inquiry and shall report the results of the investigation or inquiry to the council as soon as practicable;

**AND WHEREAS** on February 6, 2019, Council of the City of Hamilton ("**Council**") was advised that a draft report by Tradewind Scientific Ltd. with respect to friction on the Red Hill Valley Parkway (the "**RHVP**"), dated November 20, 2013 (the "**Report**"), was not disclosed to Council;

**AND WHEREAS** the Report was provided to the City of Hamilton's Department of Engineering Services in January, 2014 by Golder Associates Ltd;

**AND WHEREAS** the Ontario Ministry of Transportation (the "**MTO**") conducted friction testing on the RHVP in 2007, but did not disclose the results of the testing (the "**MTO Report**") to Council or to the public;

**AND WHEREAS** concerns have been raised about why the Report, or the information and recommendations in the Report, were not disclosed to Council;

**NOW THEREFORE** Council does hereby resolve that:

1. An inquiry is hereby requested to be conducted pursuant to s. 274 of the *Municipal Act*, S.O. 2001, c. 25, which authorizes the Commissioner to inquire into any matter related to a supposed malfeasance, breach of trust, or other misconduct on the part of a member of Council, or an officer or employee of the City of Hamilton or of any person having a contract with it, in regards to the duties or obligations of the member, officer, or other person to the corporation, or to any matter connected with the good government of the municipality, or the conduct of any part of its public business; and
2. The Honourable Chief Justice Smith, Chief Justice of the Superior Court of Ontario, be requested to designate a judge of the Superior Court of Ontario as Commissioner for the inquiry and the judge so designated as Commissioner is hereby authorized to conduct the inquiry in two stages:
  - (a) To obtain, bearing in mind cost and the principles of proportionality, all documents necessary to answer the following questions:



**Appendix "B" to Item 12(a) of GIC Report 19-008**  
**Page 2 of 4**

- (i) Identify all individuals who received a copy of the Report or were advised of the Report or the information and recommendations contained therein after it was provided to the City's Department of Engineering Services in January, 2014;
- (ii) Based on the City's by-laws, policies and procedures, as they were in 2014, should Council have been made aware of the Report, or the information and recommendations contained therein, once the Report was submitted to the Department of Engineering Services in 2014?
- (iii) Why was the information in the Report, or the information and recommendations contained therein, not provided to Council or the public once the Report was submitted to the Department of Engineering Services in 2014?
- (iv) Who, if anyone, was responsible for the failure to disclose a copy of the Report, or the information and recommendations contained therein, to Council in 2014?
- (v) Was there any negligence, malfeasance or misconduct in failing to provide the Report, or the information and recommendations contained therein, to Council or the public?
- (vi) How was the Report discovered in 2018?
- (vii) Identify all individuals who received a copy of the Report or were advised of the Report or the information and recommendations contained therein, in 2018;
- (viii) Were appropriate steps taken to disclose the Report, or the information and recommendations contained therein, once it was discovered in 2018?
- (ix) Was there any negligence, malfeasance or misconduct in failing to disclose the Report, or the information and recommendations contained therein, once the Report was discovered in 2018?
- (x) Were users of the RHVP put at risk as a result of the failure to disclose the Report's findings?
- (xi) Did the Report contain findings or information that would have triggered Council to make safety changes to the roads or order further studies?

Appendix "B" to Item 12(a) of GIC Report 19-008  
Page 3 of 4

- (xii) Did the failure to disclose the Report, or the information and recommendations contained therein, contribute to accidents, injuries or fatalities on the RHVP since January, 2014?
- (xiii) Did anyone in the Public Works Office or Roads Department request, direct or conduct any other friction test, asphalt assessment, or general road safety reviews or assessments on the RHVP?
- (xiv) Did subsequent consultant reports provide additional support or rebuttal to the conclusions contained in the Report?
- (xv) Identify any changes to the City's bylaws, policies and procedures to prevent any such future incidents of non-disclosure of significant information to Council;
- (xvi) Did the MTO Report provide additional support or rebuttal to the conclusions contained in the Report?
- (xvii) Why was the MTO Report not provided to Council or made publicly available?
- (xviii) Who was briefed within the MTO's office about the MTO Report?
- (xix) Did the MTO Report contain findings or information that would have triggered Council to make safety changes to the roads or order further studies?
- (xx) Did the failure to disclose the MTO Report, or the information and recommendations contained therein, contribute to accidents, injuries or fatalities on the RHVP since January, 2014?
- (xxi) Did the MTO request, direct or conduct any friction tests, asphalt assessments, or general road safety reviews or assessments on the RHVP other than the MTO Report?
- (xxii) What is the standard in Ontario, if any, with respect to the acceptable levels of friction on a roadway?
- (xxiii) Is information with respect to the friction levels of the roadways in Ontario publicly available?
- (xxiv) To what extent do other factors, including, but not limited to, driver behaviour, lighting and weather conditions, contribute to motor vehicle accidents when compared to the impact of friction levels on motor vehicle accidents on the RHVP?

Appendix "B" to Item 12(a) of GIC Report 19-008  
Page 4 of 4

- (b) Having concluded the documentary review, to hold a public hearing to answer the questions listed in items 2 (a) (i) – (xxiv).
3. **AND IT IS FURTHER RESOLVED THAT** the Terms of Reference of the Inquiry shall be to inquire into all aspects of the above matters listed in items 2 (a) (i) – (xxiv), their history and their impact on the ratepayers of the City of Hamilton as they relate to the good government of the municipality, or the conduct of its public business, and to make any recommendations which the Commissioner may deem appropriate and in the public interest as a result of the inquiry.

LSRSG 100936599

## APPENDIX D: RULES OF PROCEDURE FOR THE RED HILL VALLEY PARKWAY INQUIRY'S INVESTIGATION AND PUBLIC HEARINGS

### ***RULES OF PROCEDURE FOR THE RED HILL VALLEY PARKWAY INQUIRY'S INVESTIGATION AND PUBLIC HEARINGS***

#### **A. General**

1. On April 24, 2019, pursuant to section 274 of the *Municipal Act 2001*, S.O. 2001, c 25, the Council of the City of Hamilton established the Red Hill Valley Parkway Inquiry (the "Inquiry") and affirmed its terms of reference (the "Terms of Reference"). The Terms of Reference direct the Inquiry to inquire into and hold public hearings regarding the Red Hill Valley Parkway.

2. Subject to *Public Inquiries Act, 2009*, S.O. 2009, c 33, Sch 6 (the "Act") and the Terms of Reference, the Honourable Mr. Justice Herman J. Wilton-Siegel (the "Commissioner") has the power to control the Inquiry's own processes at all stages of the Inquiry and to make rules governing its practices and procedure.

3. In the Rules on Participation and Funding, the Commissioner set out the application process for those who wish to participate in the public hearings of the Inquiry. In a Ruling on Participation and Funding released on February 12, 2020, the Commissioner granted participation to a number of parties (being "Participants", a term which includes any other person or entity to whom participation status is granted after the effective date of these Rules). Nothing in these Rules of Procedure ("Rules") alters or provides greater entitlements to Participants than those granted in the Commissioner's order(s) regarding participation.

4. The Commissioner may amend, supplement, or dispense with compliance of these Rules, as he deems necessary to ensure that the work of the Inquiry is thorough, fair, efficient, and timely. The Commissioner may make additional rules in respect of holding some or all of the public hearings by electronic means.

5. In these Rules,

- (a) "persons" refers to individuals, groups, corporations, governments, agencies, institutions, or any other entity;



- (b) “document”, including Participant Documents as defined below, is intended to have a broad meaning, and includes the following forms: written, electronic, audiotape, videotape, digital reproductions, photographs, maps, graphs, microfiche and any data and information recorded or stored by means of any device, and applies to physical evidence where applicable; and
  - (c) “public record” will include
    - i. information posted on the Inquiry’s website about the administration of the Inquiry, including the Terms of Reference, and any Rules;
    - ii. all written rulings by the Commissioner;
    - iii. all submissions made to and written rulings of the adjudicator designated under paragraph 15;
    - iv. all documents marked as exhibits in the hearings or agreed to by Commission Counsel and all Participants as forming part of the record of the Inquiry, subject to paragraphs 37 and 39;
    - v. the transcripts of all portions of the hearings, subject to paragraphs 37 and 39; and
    - vi. any interim report, and the final report, of the Inquiry, once published by the Inquiry.
6. For the purposes of these Rules,
- (a) all correspondence, notices, and decisions will be transmitted by email or secure file transfer;
  - (b) if a Participant is represented by legal counsel, service on the Participant will be by email or secure file transfer to the Participant’s counsel; and

- (c) if a Participant is not represented by legal counsel, service on the Participant will be by email or secure file transfer to the Participant's designated contact person.

**B. *The Commissioner's Power to Control the Process and Compliance with these Rules***

7. The Commissioner has the power to control the Inquiry's process in advance of and during the public hearings. The Commissioner may set timetables, convene public hearings, including hearings on preliminary or procedural matters, make rulings in respect of the application of these Rules, and make procedural rulings as he deems appropriate.

8. All Participants and all witnesses and their respective legal counsel, and Commission Counsel, are bound by these Rules and may raise any issue of non-compliance with the Commissioner.

9. The Commissioner may deal with any non-compliance with these Rules as he deems appropriate, including by revoking, limiting, or modifying the right to participate, imposing restrictions on a Participant or person in attendance at a hearing, or pursuing other remedies available pursuant to s. 33(5) of the *Act*.

**C. *Investigation***

10. The Inquiry has commenced and will continue with an investigation by Commission Counsel, including obtaining documents to answer the questions posed in the Terms of Reference. The goal of the investigation, in part, will be to identify the core or background facts that will form the basis of an Overview Document, as described below, and to identify witnesses for the public hearings.

11. The investigation phase will consist primarily of the collection and review of documents from Participants and persons with information, inspection of physical evidence, consultation with interested persons and Participants, and interviews of persons with information by Commission Counsel.

**D. The Participants' Document Preservation and Production to the Inquiry****1. Preservation and Production of Participants' Documents**

12. All Participants are required to preserve originals of all documents relevant to the Inquiry's Terms of Reference that are in their possession, power or control ("Participant Documents") and any relevant physical evidence in their possession, power or control until such time as the Commissioner has ordered otherwise.

13. Within 21 days of release of these Rules, all Participants will provide to Commission Counsel a detailed plan setting out how the Participant will identify, locate and produce the Participant Documents and make available any physical evidence in their possession, power or control.

14. Subject to paragraph 15, all Participants will produce to the Inquiry copies of all Participant Documents, at their earliest convenience or in accordance with a timeline ordered by the Commissioner. All Participants will produce their Participant Documents in accordance with the Document Delivery Protocol (attached as Appendix "A").

**2. Procedure for Assertions of Privilege**

15. Where a person or Participant objects to the production of any Participant Document, or part thereof, or any other document or part thereof, on the grounds of privilege, the following procedures will apply:

- (a) The person or Participant
  - (i) shall deliver to Commission Counsel a list of the documents or parts thereof over which privilege is being asserted (the "Claimed Privilege List"). The Claimed Privilege List shall include the date, author, recipient, the nature of the privilege claimed, and a brief description of the documents, and may have attached to it additional material, such as an affidavit, to support the claim for privilege; and

- (ii) may, at the election of the person or Participant, provide an unredacted copy of the document(s) on the Claimed Privilege List to Commission Counsel, without waiving privilege;
- (b) Commission Counsel shall review the Claimed Privilege List and, where applicable, the documents provided, and decide whether to recommend to the Commissioner that he accept the claim for privilege;
- (c) If Commission Counsel is not prepared to recommend to the Commissioner that he accept the claim for privilege, the Claimed Privilege List and written submissions of Commission Counsel and of the person or Participant will be filed forthwith to the Commissioner or, at the Commissioner's option, to a judge of the Superior Court designated by the Associate Chief Justice of the Superior Court (or his designate) to act as the Commissioner's designate and exercise the powers of the Commissioner in respect of the determination of claims of privilege. Where the Commissioner or his designate is unable to make a determination based on the record before him or her, the Commissioner or his designate may request to receive oral submissions and a copy of the disputed documents for inspection which the Participant will provide forthwith; and
- (d) If the claim for privilege is dismissed, the documents shall be produced to the Inquiry forthwith.

***E. Inquiry Database***

16. The Inquiry will administer a database of the relevant, non-privileged data and documents collected and/or prepared by the Inquiry (the "Inquiry Database").

17. Documents received by the Inquiry that (1) the Inquiry concludes are irrelevant and/or (2) are determined to be subject to privilege and over which privilege has not been waived or has been adjudicated as privileged, will be tagged as such, segregated in a secure data archive, will not form part of the Inquiry Database, and will not be provided to or shared with any Participant. A Participant may request destruction or return of documents determined to be privileged, in lieu of segregation in a secure data archive.

18. All documents in the Inquiry Database and the content of such documents are strictly confidential. Subject to any direction or order of the Commissioner, no one may make public or otherwise disclose to anyone any document from the Inquiry Database or otherwise received from the Inquiry, or the information contained therein, unless and until the document has been entered as evidence in the public hearings and is made part of the public record or has been disclosed in accordance with the requirements of paragraphs 19 and 20.

19. Counsel to Participants and unrepresented Participants will be provided access to the Inquiry Database, upon provision to Commission Counsel of an executed undertaking in the form of Appendix "B" to these Rules.

20. A person who has signed a written undertaking in the form of Appendix "B" will not provide any document or information from the Inquiry Database to any other person, including clients/client representatives, agents, and experts, except to the extent that the document or information is provided to the recipient for the purpose of participation in the Inquiry investigation or public hearings. A person who has signed a written undertaking in the form of Appendix "B" will require the proposed recipient to execute a written undertaking in the form of Appendix "C" to these Rules and will provide the executed Appendix "C" undertaking to Commission Counsel, prior to providing any document or information from the Inquiry Database to the recipient.

21. All persons who have executed an undertaking in the form set out in Appendices "B" or "C" shall comply with the terms of the undertaking. Failure to comply with the terms of an undertaking is a breach of an order of the Commissioner. The Commissioner may remedy and sanction such failure in accordance with paragraph 9.

22. The undertakings appended to these Rules as Appendix "B" and "C" have no force or effect in respect of a document or information that has been entered as evidence at the public hearings of the Inquiry and made part of the public record of the Inquiry.

#### ***F. Overview Document***

23. Commission Counsel may prepare one or more documents that identify the core or background facts, together with their sources (each an "Overview Document"), which will be entered as an exhibit in the public hearings of the Inquiry.

24. Prior to the commencement of the public hearings, Participants will have an opportunity to provide comments on the Overview Document(s) which, at Commission Counsel's discretion, may be incorporated into the final version of the Overview Document(s).

25. On a date or dates to be set by the Commissioner in advance of the public hearing, Participants will be required to provide a written response to the final version of the Overview Document(s) setting out:

- (a) Any items in the Overview Documents(s) that the Participant wishes to dispute and the Participant's position on each disputed item;
- (b) Any additional information that the Participant wishes to have included in the Overview Document(s); and
- (c) Any additional information that the Participant proposes to have admitted as evidence and made part of the public record of the Inquiry, including a brief description of that evidence and a brief explanation of why and how the information should be made part of the public record.

26. Participants will have the opportunity to call evidence at the public hearings to support, challenge, or supplement the core or background facts set out in the Overview Document(s), in accordance with these Rules.

27. These Rules apply equally to each Overview Document prepared by Commission Counsel.

**G. *Interviews of Persons with Information***

28. As part of the investigation phase, Commission Counsel will interview persons who may have information or documents that relate to the subject matter of the Inquiry and that may be helpful in fulfilling the Inquiry's mandate.

29. Persons who are interviewed are permitted, but not required, to have their own legal counsel present during the interview. Other persons may only attend interviews with the permission of Commission Counsel.

30. Commission Counsel may provide documents from the Inquiry Database and/or relevant excerpts or chapters of the Overview Document(s) to persons interviewed by the Inquiry if the person interviewed executes and provides to Commission Counsel a written undertaking in the form of Appendix "C".

31. Commission Counsel may draft witness statements following these interviews which, if prepared, will form part of the Inquiry Database.

#### ***H. Disclosure of Proposed Evidence Prior to Public Hearings***

32. In advance of the commencement of public hearings and on a schedule to be set by the Commissioner,

- (a) Commission Counsel will provide a list of proposed witnesses and a brief summary of the topics to be addressed by each witness, to all Participants;
- (b) Participants will provide to Commission Counsel and to all other Participants the names and addresses of any additional or alternate witnesses they believe ought to be heard (including proposed expert witnesses), and will provide Commission Counsel, where applicable, with a list and/or copies of documents relevant to the proposed witnesses, including statements of anticipated evidence from witnesses they propose; and
- (c) Commission Counsel will deliver a report of any witness who is proposed to be called as an expert;
- (d) Participants may seek leave to file expert reports.

33. Commission Counsel may refuse to call witnesses or present evidence proposed by a Participant in accordance with paragraph 32(b). If Commission Counsel refuses, a Participant may apply to the Commissioner for an order permitting that evidence be called or presented. Such application will be made in advance of the commencement of the public hearings, where possible. If the Commissioner is satisfied that the evidence of the witness is required, Commission Counsel will call the witness or present the evidence in accordance with these Rules.



***I. Public Hearings of the Inquiry***

**1. Public Hearings**

34. The Commissioner will conduct hearings as set out in these Rules.

35. The Commissioner will set the dates, hours and place of the hearings.

36. The Inquiry is committed to a process of fairness, including public hearings and public access to evidence and documents entered as exhibits at the hearings.

**2. Public Nature of Hearings**

37. All hearings are open to the public. However, where the Commissioner is of the opinion that

- (a) matters involving public security may be disclosed at the hearing; or
- (b) intimate financial or personal matters, or any other matters may be disclosed at the hearing that are of such a nature, having regard to the circumstances, that the desirability of avoiding disclosure is in the interest of any person affected or in the public interest outweighs the desirability of adhering to the principle that hearings be open to the public,

the Commissioner may hold the portion of the hearings concerning any such matters, or receive documents, in the absence of the public on such terms as he may direct.

38. Applications from witnesses or Participants to hold any part of the hearing in the absence of the public should be made in writing to the Commissioner at the earliest possible opportunity.

39. The transcripts from and exhibits tendered in the public hearings will be made available as soon as possible for public viewing. If any part of the hearing is held in the absence of the public, the transcripts and exhibits from that part of the hearing will only be made available for public viewing on such terms as the Commissioner may direct.

40. Permission is required to use recording or photographic equipment in the hearing room. The use of such equipment shall be subject to the directions of the Commissioner and must not disrupt or detract from work of the Inquiry.

41. The Commissioner may impose further measures to address issues of confidentiality that may arise at the public hearings of the Inquiry.

### **3. General Principles for the Receipt of Evidence and Testimony of Witnesses**

42. The Commissioner may receive any evidence that he considers to be helpful in fulfilling the mandate of the Inquiry. The Commissioner is entitled to receive evidence that might not be admissible in a court of law. However, pursuant to section 33(13) of the *Act*, nothing is admissible in evidence at the Inquiry that would be inadmissible in a court by reason of any privilege under the law of evidence.

43. Commission Counsel has the primary responsibility to call witnesses or experts that Commission Counsel believes will assist the work of the Inquiry. These witnesses may, amongst other things, support, challenge, comment upon, or supplement the Overview Document(s).

44. Where the Commissioner considers it to be appropriate, without hearing witnesses, the Commissioner may accept some or all of the facts contained in the Overview Document(s), may accept the authenticity of documents appended to the Overview Document(s) and may accept any of those documents, or parts thereof, for the truth of their contents.

45. Where appropriate, the Commissioner may receive evidence from representative witnesses on behalf of institutions or Participants.

46. Witnesses who testify will give their evidence under oath or upon affirmation. Further to subsection 33(12) of the *Act*, however, the Commissioner may admit evidence not given under oath or affirmation.

47. The Commissioner may admit into evidence an affidavit sworn by a witness in place of all or part of that witness's oral testimony.

48. Witnesses may be called upon to testify in panels.

49. Witnesses are entitled to have their own counsel present while they testify. Counsel for a witness will be permitted by the Commissioner to make objections during their client's testimony, subject to the Commissioner's power to control the process.

50. Witnesses may be called more than once.

**4. Disclosure of Anticipated Evidence and Documents in Advance of Testimony**

51. In advance of testimony by a witness at the public hearings, Commission Counsel will prepare a summary of the anticipated evidence of the witness and/or an affidavit sworn by the witness, which will form part of the Inquiry Database.

52. Commission Counsel will make best efforts to provide

- (a) the summary of the anticipated evidence of each witness and/or the affidavit sworn by the witness;
- (b) a list of documents in the Inquiry Database that will likely be referred to during that witness's testimony in chief; and
- (c) where applicable, a copy of any document that is not contained in the Inquiry Database that will likely be referred to during that witness's testimony in chief,

to each witness and to all Participants, at least five days before the witness commences his or her testimony. All witnesses will be required to execute an undertaking in the form set out at Appendix "C".

53. Counsel for any Participant who has been granted the right to question a particular witness in accordance with paragraph 60 will provide

- (a) a summary of anticipated evidence of the witness and/or an affidavit setting out the anticipated evidence sworn by the witness;

- (b) a list of documents in the Inquiry Database that will likely be referred to during that witness's testimony in chief; and
- (c) where applicable, a copy of any document that is not contained in the Inquiry Database that will likely be referred to during that witness's testimony in chief,

to each witness and to all Participants and Commission Counsel, at least five days before the witness commences his or her testimony. All witnesses will be required to execute a written undertaking in the form set out at Appendix "C", which the Participant's counsel will provide to Commission Counsel.

54. Participants who intend to cross-examine a witness will provide a list of documents in the Inquiry Database, and where applicable, copies of any document not in the Inquiry Database to which they intend to refer during their cross-examination. Participants will provide a preliminary list and/or documents at least three days before the witness commences his or her testimony, and a final list and/or documents at the earliest opportunity. No document will be adduced in cross-examination that has not previously been identified and/or provided to Commission Counsel and all Participants in advance of the witness's cross-examination.

## **5. Rules of Examinations in the Public Hearings**

55. The Commissioner may set time allocations for the conduct of examinations and cross-examinations. It will be the practice of Commission Counsel to have a summons to witness delivered to every witness before he or she testifies.

56. In the ordinary course, Commission Counsel will call and question witnesses who testify at the Inquiry. Except as otherwise directed by the Commissioner, Commission Counsel is entitled to ask both leading and non-leading questions and to challenge the witness' evidence.

57. The Commissioner may give directions and/or make orders respecting a Participant counsel's ability to adduce evidence through leading questions.

58. The order of examination will be as follows, subject to orders made pursuant to paragraph 60:

- (a) Commission Counsel will question each witness;
- (b) Participants will then have an opportunity to cross-examine the witness to the extent of their interest. The order of cross-examination among the Participants for each witness will be determined by agreement of the Participants or, if they are unable to reach agreement, by the Commissioner;
- (c) Counsel for the witness will examine next; and
- (d) Commission Counsel will have the right to conclude the examination of the witness.

59. The total time allocated to cross-examination and examination by counsel for the witness will not exceed the time taken by Commission Counsel during their examination of the witness without leave of the Commissioner.

60. Counsel for a witness and/or counsel for a Participant may apply to the Commissioner to question a particular witness first, in advance of Commission Counsel, and for direction on the subsequent ordering of questioning. If such an order is made, counsel is subject to the requirements of paragraph 53 and will be confined to the normal rules governing the examination of one's own witness in court proceedings, such that counsel can only lead the witness on non-essential matters, unless otherwise directed by the Commissioner.

61. Neither Commission Counsel nor the Participants will be entitled to cross-examine a witness on statements set out in a anticipated evidence statement or witness interview summary prepared for the purposes of the Inquiry, except with leave of the Commissioner and only in circumstances where the evidence of the witness deviates substantially from the prepared statement or summary on an issue of significance. Prior to making any such order, the Commissioner will receive submissions from the witness or his or her counsel in respect of the request for leave.

62. The Commissioner may grant Commission Counsel or counsel for a Participant or witness leave to introduce a document to a witness at any point during the public hearings upon such terms as are just and fair.

**J. Notices of Alleged Misconduct**

63. The Commissioner will not make a finding of misconduct on the part of any person unless that person has had reasonable notice of the substance of the alleged misconduct and was allowed full opportunity during the Inquiry to be heard in person or by counsel.

64. Any notices of alleged misconduct will be delivered on a confidential basis to the person to whom the allegations of misconduct refer.

65. If a notice of alleged misconduct is delivered, the recipient may apply to the Commissioner for leave to call evidence that the recipient believes may be helpful to respond to the alleged misconduct.

**K. Handling of Documents and Evidence at Conclusion of Inquiry**

66. Upon issuance of the Inquiry's final report,

- (a) all documents segregated in accordance with paragraph 17 will be destroyed and a Certificate of Destruction issued;
- (b) all documents contained in the Inquiry Database that have not become part of the public record will be archived for a period of one year. At the end of this one-year period, all such documents will be destroyed and a Certificate of Destruction issued unless a court of competent jurisdiction orders otherwise;
- (c) all documents that have been made part of the public record of the Inquiry will become the property of the City of Hamilton; and
- (d) notwithstanding the foregoing, any original document or physical evidence provided to the Inquiry will be returned to the person who provided it, upon request of that person, unless the Commissioner orders otherwise.

---

**Document Delivery Protocol (Appendix “A” to the Rules)**

**(March 2020)**

---

**OVERVIEW**

1. This Protocol is for the electronic delivery of electronically stored information and hardcopy documents information from document providers (“Provider”) to the Inquiry. The Protocol applies to all Providers (regardless of whether the Provider is an Inquiry Participant) except where Inquiry Counsel agree to receive information in another manner.
2. The Inquiry will use Relativity 9.7 as its document management system.

**DOCUMENT NUMBERING**

3. The Inquiry will assign a unique document identification number to each document. Documents will be numbered with a three-letter provider code (“Provider Code”) followed by a seven-digit number code, e.g. AAA0000000.
4. The Inquiry will send a unique Provider Code to each Provider. Providers will submit documents to the Inquiry with document identification numbers using the Provider Code and seven-digit number.



**DELIVERY FORMAT**

5. Providers will deliver documents and data to the Inquiry as set out in this Protocol.

**A. HARDCOPY DOCUMENTS**

6. Providers will deliver documents that exist in hardcopy only in a text searchable PDF (one PDF file per record) or single page black and white Tiff with OCR text. Where colour is of significance in interpreting a document, these documents will be provided in colour JPEG format. All hardcopy documents will be batestamped.
7. Hardcopy documents larger than 11" x 17" will not be scanned but will be delivered in hard copy.
8. Providers will not delimit hardcopy documents except in accordance with Attachment B.
9. Providers will deliver all scanned hardcopy documents with the following coded fields based on industry standard document coding practices:
  - (a) Document identification number ("Docid"); e.g. AAA0000001
  - (b) Parentid (Docid number for the parent document of any document)
  - (c) Attachid (Docid number for all attachments to a document)
  - (d) Document Date [not "DocDate"]
  - (e) Author
  - (f) Recipient
  - (g) CC
  - (h) BCC
  - (i) Document Type – e.g. Email; Agreement etc. in accordance with the Document Types List set out in Attachment A

- (j) Document Title- e.g. Subject matter line or title
  - (k) Document Marginalia – used for documents with handwritten notes
  - (l) Custodian/Source –Where applicable, custodian and source will be as specific as possible
  - (m) Origin\_Paper Document
10. In respect of the coding required by paragraph 9(i), where a document type is encountered that is not listed in the Document Types List and such document type is required for the proper coding of a document relevant to the Inquiry, the Provider will contact Inquiry Counsel for directions.
11. In respect of the coding requirement for paragraph 9(d), documents that have no discernible date or which include only the month and day but no year will be coded as “Undated” by entering a date of “01/01/1900”. Documents that have a partial date that includes a month and year will be coded as the identified month, “01” for the day and the year (e.g. August 1997 will be coded as “08/01/1997”). Documents that have a year but no month or day will be coded with 01/01 for month and date and the four-digit year (for example, 01/01/1997).

**B. IMAGE FILE FORMATS**

12. Images will be provided in accordance with the table below:

ITEM	DESCRIPTION
Folder Volume name	Each Folder to have a unique volume name consisting of the Provider Code and a 3 digit, padded zero, sequentially in the file number order (i.e.: AAA001)

<p>Composition of File</p>	<p>Single page TIFF files. For example, a four-page document will have four distinct image files and one text searchable file per document</p> <p>Audio Files: WAV, MP3, MP4</p> <p>Video Files : AVI, WMV, MOV</p> <p>Text Files One text file per Image</p>
<p>Resolution of Image</p>	<p>Black and White Images – 300 dpi sub-type CCITT group 4 compressed, 1 bit (bi-tonal)</p> <p>Colour Images – 300 dpi saved as JPEG</p>
<p>Image Directory Structure</p>	<p>Images must reside in directories and subdirectories. The sub directory structure must reflect the levels in the numbering style (i.e.: AAA0000001.tif where AAA is the Provider Code; 0000001 is the document identifier)</p>

**C. ELECTRONIC DOCUMENTS:**

- 13. Providers will deliver documents that are electronic in their original form (emails including email attachments or electronic files) in their native form and will not be converted to hard copy.

**1. Coding of Electronic Documents**

- 14. For electronically stored documents, Providers will include the following fields of information for each document, to the extent such information is available from the metadata associated with the document:
  - (a) Document identification number e.g. AAA0000001
  - (b) Group ID
  - (c) Parent ID

- (d) Attach ID
- (e) Date Sent
- (f) Date Received
- (g) Doc Date (date)
- (h) Date Created
- (i) Date Last Modified
- (j) Lead Date
- (k) Conversation Index
- (l) Email Subject
- (m) Email To
- (n) Email From
- (o) Email CC
- (p) Email BCC
- (q) File Name
- (r) Title
- (s) Document Extension
- (t) Author
- (u) Recipient

15. In addition to the fields set out in paragraph 14, Providers will provide the following fields:

- (a) Emails will be described as “Email” in a Document Type field
- (b) Electronic documents will be described as “E-File” in a Document Type field

- (c) Attachments to emails will be described as "Email attachment" in a Document Type field
- (d) The DocDate date will be the "last modified" date for non-emails (as available from the metadata) and the Date Sent for Emails
- (e) Custodians will be coded in a "Custodian" field
- (f) Multiple Custodians will be coded in a "Multiple\_Custodians" field

## **2. Email Threading**

16. Email Threading: Native emails shall be threaded to identify conversational threads and only the inclusive emails provided. All email threading fields should be provided including:
- (a) Email Author Date ID
  - (b) Email Threading ID
  - (c) Email Thread Group
  - (d) Email Action
  - (e) Indentation
  - (f) Email Threading Display
  - (g) Inclusive Email
  - (h) Inclusive Reason
  - (i) Email Duplicate Spare

## **3. Password-Protected Documents and Files**

17. Providers are expected to use reasonable efforts to unlock password-protected documents to determine whether they are relevant and disclosable. Where an electronic file or document is password-protected, the password will be provided. Providers will provide a list identifying the file or documents that are password-protected, and the password for each document, and when the Provider locked and unlocked the protected document. Where it is not possible

to provide a password or when the document was locked and unlocked, the password-protected file or document will be delivered in its native format.

#### **4. Documents Requiring Special Software**

18. Where special software or other equipment is required in order to view certain types of documents, the Provider will advise the Inquiry of the list of documents that require special software and the name of the software or equipment required to review them, and will use reasonable efforts to make such software and/or equipment available to the Inquiry for the purpose of reviewing the documents concerned.

#### **5. De-Duplication of Electronic Documents**

19. Electronic documents that are exact duplicates from multiple custodians will be de-duplicated using an industry-recognized methodology, and noted in the Multiple\_Custodians coding field.

#### **6. Embedded files**

20. Where an embedded file is attached to an Email, the embedded file will be detached. The Email will be the host, and the embedded file will be an attachment to the Email.

#### **7. Redaction of Documents**

21. Where redactions are required in an electronic document the document will be rendered to Tiff in accordance with the image resolution standards in the table above, the redactions applied and the documents coded accordingly. OCR with redactions burned in will be provided for any redacted document produced.
22. The redacting Provider must identify by labelling the redacted text to specify whether the redacted portions were removed on the basis that they contained privileged information, personal information, or irrelevant information, as applicable. Where possible, the redaction shall be done in

black for production purposes. Alternatively, redaction may be done in white.

For objective coding of redacted emails, Providers will include the following fields of information for each document:

- (a) Email To\_OC
- (b) Email From\_OC
- (c) Email CC\_OC
- (d) Email BCC\_OC
- (e) Doc Date\_OC
- (f) Lead Date\_OC

#### **8. Draft Documents**

23. Documents that are drafts shall be coded as such in the Document Type Field.  
e.g. Draft Agreement

#### **9. Delivery Regime**

24. Electronic files shall be delivered in the following format:
- (a) All native documents in a folder called "Native"
  - (b) All extracted text (OCR) files in a folder called "OCR"
  - (c) Revised extracted text (OCR) for files that have been redacted in "OCR" folder
  - (d) An Opticon load file for all images
  - (e) Images in single page TIFF or JPEG file format
  - (f) Delimited DAT file for produced field information
  - (g) Date format to be mm/dd/yyyy



### **PRODUCTION MEDIUM**

25. Providers will deliver data to the Inquiry as follows:
  - (a) Providers will deliver data to the Inquiry via transfer to the Inquiry Vendor via secure ShareFile link. A secure link will be provided to the Provider by the Inquiry Vendor;
  - (b) Providers will label transfer media to identify the source, matter name, date, description of disclosure and the media number (i.e. Prod01 for initial production, Prod02 for the first supplemental production, etc.); and
  - (c) Providers will encrypt data during transit.
26. Providers will take all reasonable precautions to ensure that their data is free of malicious code prior to delivery to the Inquiry.

### **UPDATING OR ADDING ADDITIONAL DOCUMENTS**

27. Providers will provide corrections, replacements or supplementary data or images in the format outlined in this Protocol.
28. If errors are found in the data or images after the initial data and images have been delivered to the Inquiry, the Provider shall re-issue the entire record that has been changed including table references. For images, only the single Tiff file or affected page(s) should be re-issued in the appropriate directory structure named herein. Any updates should be accompanied with a letter outlining the Document ID and the information that has been changed. If documents provided in PDF form are updated then the whole document, in PDF format, shall be provided as a replacement.

### **CLAWBACK PROVISION**

29. If a Provider concludes that a document that it believes is protected by legally recognizable privilege has inadvertently been produced to the Inquiry, the

Provider will notify the Inquiry. The Inquiry will then sequester all copies of such document until the matter can be resolved.

**RESPONSIBILITY FOR COSTS**

30. It is the responsibility of each Provider to bear the cost of producing the electronic data to the Inquiry.

**ATTACHMENT A**

**DOCUMENT TYPES LIST**

Below are samples of the document types for hard-copy documents:

<b>DOCUMENT TYPE</b>	<b>DESCRIPTION/EXAMPLE</b>
Agreement	Includes Agreements, Contracts, Deeds, Letter of Agreement, Indenture
Agenda	Outline of meeting, business, seminar or conference events scheduled to take place
Appendix	Appendices, schedules, annexes that were originally part of a larger document, usually a report or contract but have become separated from the body of the larger document
Audit	A report summarizing the findings of an examination of records or financial accounts to determine their accuracy
Budget	Material giving financial details or breakdowns of projects, staffing, statement of resources, allocation of resources, etc. Usually called a budget. See also Financial Document
Business Card	Code the personal name and organization in the Author/Organization field. Includes virtual business cards
Calendar	Whole or excerpted calendar or schedule
Chart/Table	Any document in chart or table form separated from a larger report

<p>Cheque</p>	<p>A written order to bank to pay a named sum from the drawers account to the bearer or named person. For true cheques, enter the cheque number in the title: 234. DO NOT include the word Number or No. or the #. DO NOT include the word cheque. Includes Cheque Stubs</p>
<p>Chronology</p>	<p>Any document outlining a time-line or describing historically important dates</p>
<p>Corporate Documents</p>	<p>Annual Reports, Shareholder Certificates, Closing Books, Articles of Amalgamation, Articles of Amendment, Articles of Incorporation, Declaration, Resignations, Waiver of Dividend etc.</p>
<p>Curriculum Vitae</p>	<p>Resume or CV – usually describes a person’s work experience or professional accomplishments. Includes professional profiles and bios</p>
<p>Email</p>	<p>Use for hard copy print-outs of emails. Code from the first message at the top of the page where there is a chain of emails.</p>
<p>Email Attachment</p>	<p>Use for hardcopy print-outs of documents that were attached to printed emails. Email attachments are coded to the appropriate document type – letter, report etc.</p>
<p>Exhibit</p>	<p>Use only for documents labelled as exhibits, e.g. “Exhibit A”</p>
<p>Fax Cover Sheet</p>	<p>Use for fax covers, fax transmittals and fax confirmations Use when there is only a non-substantive message on the fax cover sheet, e.g. “Attached for your information”, “See attached” etc.</p>

<p>Financial Document</p>	<p>Reports containing financial information. The information must be financial and not simply a list of numbers such as 123, 456, 789. Examples; balance sheets, operating costs, financial statements, financial analysis, financial report, debenture, prospectus, A/P, A/R, reconciliation records, income statements, all banking documents, promissory note, guarantee, statement of account, exchange rates, consolidated statements. This document type may also be used for single page documents that primarily concern financial information. DO NOT use for Audits, Budgets, Cheques</p>
<p>Graphics</p>	<p>Documents that are primarily visual, not textual. Includes illustrations, photographs, diagrams, drawings, graphs        DO NOT use for Plans (document type Plan)        Charts, Tables</p>
<p>Invoice</p>	<p>Any bill or receipt. Includes Purchase Orders, any record of goods or services sold or ordered. Document titles: for true invoices, enter the invoice number in the title: e.g. 234. DO NOT include the word Number or No. or the #. DO NOT include the word invoice</p>
<p>Legal Document</p>	<p>Litigation pleadings, affidavits, application, application record, consent, notice, notice of appearance, notice of application, notice of motion, trial record, endorsement, release etc. Includes all documents filed in court or that have a case name on them. Do not include legislation</p>

Legislation	Any portion or complete copy of Acts, or Regulations from any jurisdiction. Includes municipal by-laws
Letter	Use for correspondence with addressee and a signature line. Usually has an address block. Letter of Agreement to be coded as a Contract; Letter of Credit to be coded as a Contract
License	A certificate or permit giving proof of permission from a government or other authority to do something as carry on a business or profession
List	Any list of items, places, things etc. Includes Distribution List, Directory, Index, Checklist etc.
Manual	Includes procedural manuals, service manuals, user guides, operating instructions, guidelines, specifications
Map	Includes geographical directions, may be hand drawn
Marketing	Advertisements, brochures, flyers etc.
Media	Newspaper articles, journal articles, press releases, speech, newsletter, bulletin, audio or video files etc.
Memo To File	Use for documents titled as such. May be typewritten or handwritten
Memorandum	Inter-Office memos, Inter-Department memos handwritten forms with Send To, From and Reply sections. Handwritten notes that are dated and indicate they are To and From
Memorandum of Understanding	Use for documents titled as such

Minutes Of Meeting	Formal records of meeting
Note(s)	Informal comments or notations either typed or handwritten. Includes invitations, telephone message slips.
Organizational Chart	Chart showing the hierarchy of an organization
Presentation	Materials used for presentations including Power Point and overhead materials
Tender Documents	Includes Request for Proposal (RFP), Request for Offer (RFO), Request for Quote (RFQ), Request for Tender, Proposal, request for any financial quote or bid for work or services proposed. Includes Response documents and Evaluations
Plan(s)	Site Plans, Surveys, engineers, architects or builders drawings, plans or blueprints including aerial photographs of buildings or land
Policies/Procedures	Policies: Principles, rules and guidelines formulated or adopted by an organization Procedures: Specific methods employed to express policies in action
Real Estate Transaction Documents	Documents with respect to a Real Estate Transaction, including Appraisal, Document General, Direction, Transfer / Deed of Land
Report	Usually has a formal title and indicates who prepared it (the author) and when, e.g. Productivity of the Coding Department in 1998 and 1999 Prepared by PFA February 2000 It may be a document that is not as formal in appearance, but it reports on certain findings or events, including project timelines. For example, a two-page report on the findings of a certain study:



	<p>Recent Scanning Statistics. May also be titled Study, Summary, Results or Presentation. Do Not use for Corporate documents such as Closing Reports or Annual Reports Note that financial reports of any length are coded as Financial Document</p>
Transcript	<p>Verbatim transcription of hearings or legal proceedings including transcription of media programs such as radio interviews</p>
Resolution	<p>A formal statement of a decision or expression of opinion put before or adopted by an assembly</p>
Telephone Records	<p>Records of calls placed and received on both land lines and/or cell phones</p>
Terms and Conditions	<p>General and special arrangements, provisions, requirements, rules, specifications and standards that form an integral part of an agreement or contract</p>
Web page	<p>Website or www informational material</p>

## **ATTACHMENT B**

### **A. DOCUMENT DELIMITING**

1. Appendices, Attachments, and Schedules which form part of an Agreement will not be coded as separate documents but will be considered part of the Agreement.
2. Appendices, Attachments, and Schedules which form a part of a Report, Financial Report, or Annual Report will not be coded as separate documents but will be considered part of the Report.
3. Appendices, Attachments, and Schedules which form part of Legal Documents, including affidavits, witness statements, pleadings etc. will not be coded as separate documents but will be considered part of the Legal Document.
4. Appendices, Attachments, and Schedules, which form part of Minutes of Meetings or Meeting Agenda, will not be coded as separate documents, but will be considered part of the Minutes or Agenda.
5. The back of pages with any text or markings will not be delimited as separate documents.

### **B. PARENT/ATTACHMENT/UNATTACHED**

6. A parent document must be immediately followed with one or more attachment documents.
7. An attached document can only follow a parent document.
8. An unattached document cannot be followed by an attached document.
9. A document will be delimited as a Parent document if it is clearly ascertainable from either the face of the document or the unitization of the document bundle that one or more of the documents immediately following it is an attachment to it. The source document must contain a sentence which mentions either the word "enclosed" or "attached". Any source document that includes the words "enclosed", "attached", "following" or derivatives thereof, for example,



“Please find enclosed”, “Please find attached”, “enclosed herewith” etc. will be included. Documents that do not contain such words will be assessed using logical unitization.

**APPENDIX “B” to THE RULES OF PROCEDURE FOR THE RED HILL VALLEY  
PARKWAY INQUIRY’S INVESTIGATION AND PUBLIC HEARINGS**

**Confidentiality Undertaking for Counsel and Unrepresented Participants**

For the purpose of this undertaking, the word “Document” is intended to have a broad meaning, and includes without limitation, all records, files, sound recordings, videotapes, communications, correspondence, notes, data, memoranda, statements, reports, email, text (or any other form of electronic communication), photographs and Overview Reports, irrespective of whether such Documents have been identified as confidential, and includes all other material prepared, containing or based, in whole or in part, on any information included in the foregoing, including information contained in Overview Reports prepared by Commission Counsel.

I, \_\_\_\_\_, undertake to the Red Hill Valley Parkway Inquiry (“Inquiry”) that any and all documents accessible to me from the Inquiry Database (“Document”) will not be used by me for any purpose other than the Inquiry proceedings.

I further undertake that I will not disclose any Document to any person except in accordance with the Appendix.

I further undertake that I will disclose a Documents or the contents of a Document only to those for whom I act (or, in the case of Unrepresented Participants, to up to three individuals whose identities I will disclose to Commission Counsel in advance), witnesses or potential witnesses (and their counsel), or an expert retained for the purposes of this Inquiry (“recipients”), and only for the purposes of participating in the Inquiry.

In advance of any disclosure to any recipient, I further undertake that I will not disclose any Document or the contents of any Document to any recipient until I have (i) received from the recipient an executed written undertaking in the form attached as Appendix “C” to the Inquiry Rules of Procedure and (ii) provided the executed undertaking to Commission Counsel. This requirement includes disclosing documents to persons for whom I act.

I understand that under no circumstances shall I give anyone including, without limitation, those providing instruction or those whom I consult, access to the Inquiry Database.

I understand that this undertaking has no force or effect with respect to any Document that has been entered into evidence at the public hearings of the Inquiry, or to the extent that the Commissioner has provided me with a written release from this undertaking with respect to any Document. For greater certainty, a Document is only entered into evidence at the public hearings when the Document is made an exhibit.

At the end of the Inquiry, I undertake to collect all Documents and copies thereof from anyone to whom I have disclosed Documents. With respect to Documents that remain subject to this undertaking at the end of the Inquiry, I undertake to destroy such Documents and all copies thereof and provide a certificate of destruction to Commission Counsel.

I understand that a breach of any of the provisions of this undertaking is a breach of an order made by the Commissioner.

---

Signature

---

Date

---

Witness

---

Date

**APPENDIX “C” to THE RULES OF PROCEDURE FOR THE RED HILL VALLEY  
PARKWAY INQUIRY’S INVESTIGATION AND PUBLIC HEARINGS**

**Confidentiality Undertaking for Participants, Client Representatives,  
Potential Witnesses, and Experts**

For the purpose of this undertaking, the word “Document” is intended to have a broad meaning, and includes without limitation, all records, files, sound recordings, videotapes, communications, correspondence, notes, data, memoranda, statements, reports, email, text (or any other form of electronic communication), photographs and Overview Reports, irrespective of whether such Documents have been identified as confidential, and includes all other material prepared, containing or based, in whole or in part, on any information included in the foregoing, including information contained in Overview Reports prepared by Commission Counsel.

I, \_\_\_\_\_, undertake to the Red Hill Valley Parkway Inquiry (“Inquiry”) that any and all Documents that are produced or provided to me in connection with the Inquiry’s proceedings will not be used by me for any purpose other than those proceedings.

I further undertake that I will not disclose any such Documents or the contents of any such Documents to anyone.

I understand that this undertaking has no force or effect with respect to any Document that has been entered into evidence at public hearings of the Inquiry, or to the extent that the Commissioner has provided me with a written release from the undertaking with respect to any Document. For greater certainty, a Document is only entered into evidence at the public hearings when the Document is made an exhibit.

With respect to Documents that remain subject to this undertaking at the end of the Inquiry, I further undertake to return all Documents provided to me, and any copies thereof to the person who disclosed them to me.

I understand that a breach of any of the provisions of this undertaking is a breach of an order made by the Commissioner.



---

Signature

---

Date

---

Witness

---

Date



APPENDIX E: SAMPLE APPLICATION TO PARTICIPATE  
AND SEEK FUNDING

**Application to participate and seek funding**

The Terms of Reference for the Red Hill Valley Parkway Inquiry (RHVPI) are found [here](#)

All applications, including supporting materials, must be filed by text searchable and bookmarked .PDF files sent to [rcenta@rhvpi.ca](mailto:rcenta@rhvpi.ca) on or before November 29, 2019, at noon, or on any other date with leave of the Commissioner. An applicant may download and fill-out this template electronically or provide written submissions that address the topics set out below.

**THE APPLICANT:**

I. Individual \*

Name: \_\_\_\_\_

Email Address: \_\_\_\_\_

Mailing Address: \_\_\_\_\_

Telephone Number: \_\_\_\_\_

II. Corporation or Organization \*

Name: \_\_\_\_\_

Contact Person [name and position] \_\_\_\_\_

Email Address: \_\_\_\_\_

Mailing Address: \_\_\_\_\_

Telephone Number: \_\_\_\_\_

**\* IF REPRESENTED BY COUNSEL:**

Name: \_\_\_\_\_

Firm: \_\_\_\_\_

Email Address: \_\_\_\_\_

Mailing Address: \_\_\_\_\_

Telephone Number: \_\_\_\_\_

**STANDING TO PARTICIPATE**

1. What is the nature of your interest in the subject matter of the RHVPI?

In particular, please indicate a) whether you have a substantial and direct interest in the subject matter of the RHVPI; b) if you believe your involvement could result in you receiving a notice of alleged misconduct; c) your participation would further the conduct of the RHVPI; and/or d) your participation would contribute to the openness and fairness of the RHVPI.

2. Why do you wish to participate in the Inquiry?

3. How do you propose to contribute to the Inquiry? In giving your answer, please refer to the [Terms of Reference](#)

**TYPES OF PARTICIPATION SOUGHT:**

The Commissioner may permit an applicant to participate in some or all parts of the RHVPI.

4. If allowed to participate in the Public Hearings, how do you wish to participate? Check all that apply.

- a) receive access to a database of relevant documents;
- b) to comment on background materials or written evidence prepared by Commission Counsel;
- c) to propose individuals to be interviewed or to appear as witnesses at the RHVPI public hearing;
- d) to examine witnesses at the RHVPI's public hearing;
- e) to make oral or written submissions to the Commissioner; and/or
- f) other: \_\_\_\_\_

5. The Commissioner will avoid duplication and encourage efficiency. Please indicate if you have a common interest with any other individual or company that may also be seeking to participate. If so, specify their name and indicate your position on whether the Commissioner should grant joint participation status to those with whom you have a common interest.

**FUNDING:**

Where the Commissioner concludes that a Participant would not be able to participate in the RHVPI without receiving funding, the Commissioner may recommend to the City of Hamilton that it provide the Participant with funding to the extent of that Participant's interest. The Commissioner does not have authority to direct the City to provide funding.

6. Will you be asking the Commissioner to recommend that you receive funding for legal counsel from the City of Hamilton in order to be able to participate in the RHVPI?

- a) Yes  
 b) No

If you answered yes, complete the questions 7 to 9. If you answered no, proceed to question 10.

7. Why do you require funding from the City of Hamilton to participate in the RHVPI?

8. Is there any documentation or other evidence that the Commissioner should consider in support of your application for funding?

- a) Yes  
 b) No

9. If you answered yes to question 8, please list the documentation or other evidence you would like the Commissioner to consider below and attach copies of all supporting materials to your application.

**CONFIDENTIALITY:**

All materials filed in support of an application to participate, and all updates regarding the applications, will be posted on the Inquiry's website at [www.rhvpi.ca](http://www.rhvpi.ca), subject to any confidentiality order made by the Commissioner.

10. Do you request that any portion of your application, including supporting materials, be kept confidential?

- a) Yes
- b) No

11. If you answered yes to question 10, please specify which portions of your application should be kept confidential and why.

**ORAL HEARINGS:**

The Commissioner will review your applications and determine whether or not he will permit oral submissions to be made in support of the applications.

12. Do you wish to make oral submissions in support of your application?

- a) Yes
- b) No

\_\_\_\_\_

Signature

-----

Date (month/day/year)

## APPENDIX F: RULES REGARDING APPLICATIONS TO PARTICIPATE AND SEEK FUNDING

### **RED HILL VALLEY PARKWAY INQUIRY**

#### **RULES REGARDING APPLICATIONS TO PARTICIPATE AND SEEK FUNDING**

##### **A. General**

1. On April 24, 2019, pursuant to section 274 of the *Municipal Act 2001*, S.O. 2001, c 25, the Council of the City of Hamilton established the Red Hill Valley Parkway Inquiry (the “Inquiry”) and affirmed its terms of reference (the “Terms of Reference”).
2. The Honourable Mr. Justice Herman Wilton-Siegel (the “Commissioner”) has issued these Rules Regarding Applications to Participate and Seek Funding (“Rules”) to facilitate the efficient disposition of applications to participate in the Inquiry or to seek funding.
3. These Rules have been issued in the Commissioner’s discretion and subject to the *Public Inquiries Act, 2009*, S.O. 2009, c. 33, Sched. 6, and the Terms of Reference.
4. The Commissioner may amend these Rules or dispense with compliance of these Rules, including in respect of any timelines, as he deems necessary to ensure the Inquiry is thorough, fair, efficient, and timely.
5. All persons applying to participate and their counsel are bound by these Rules and the Commissioner may deal with a breach of these Rules as he deems appropriate.
6. In these Rules, “person” and “persons” refer to individuals, groups, corporations, governments, agencies, institutions or any other entity.

##### **B. Applications to participate**

7. Persons may apply:
  - (a) to participate in the Inquiry; and

- (b) to have the Commissioner recommend to the City of Hamilton that the person receive funding to permit that person to participate in the Inquiry (in either case, an “applicant” and an “application”).
8. An application must include the following information:
- (a) the applicant’s name, address, telephone number, and e-mail address;
  - (b) the name of the licensee of the Law Society of Ontario, if any, representing the applicant, together with the licensee’s address, telephone number, and email address;
  - (c) the nature of the applicant’s interest in the subject matter of the Inquiry, why the applicant wishes to participate, and how the applicant proposes to contribute to the Inquiry, having specific regard to the Terms of Reference;
  - (d) if applicable, the reasons why the applicant requires funding and evidence in support of those reasons;
  - (e) whether or not the applicant requests that any portion of the application should be kept confidential; and
  - (f) whether or not the applicant wishes to make oral submissions in support of the application.
9. Applications, including supporting materials, must be filed by text searchable and bookmarked .PDF files sent to [rcenta@rhvpi.ca](mailto:rcenta@rhvpi.ca) on or before November 29, 2019, at noon, or on any other date with leave of the Commissioner.
10. All materials filed in support of an application to participate, and all updates regarding the applications, will be posted on the Inquiry’s website [www.rhvpi.ca](http://www.rhvpi.ca), subject to any confidentiality order made by the Commissioner.
- C. Oral Hearings**
11. The Commissioner will review the applications and determine whether or not he will permit oral submissions to be made in support of the applications.



12. If the Commissioner wishes to hear oral submissions from one or more applicants, he will provide applicants with notice of the permitted length of the oral submissions, as well as the date, time, and location for the submissions no later than 7 days before the date for the oral submissions.

13. An applicant invited to make oral submissions in support of the application may appear in person or may be represented by the licensee named in the application.

***D. Determining the Applications***

14. When determining whether an applicant should be granted the right to participate in some or all parts of the Inquiry, the Commissioner may consider if an applicant:

- (a) has a substantial and direct interest in the subject matter of the Inquiry;
- (b) is uniquely situated to offer information or assistance to the Inquiry and/or whether the applicant shares a common interest or perspective with other applicants;
- (c) is likely to be notified of a possible finding of misconduct by the Inquiry;
- (d) would assist the conduct of the Inquiry; and
- (e) would contribute to the openness and fairness of the Inquiry.

15. The Commissioner's decisions regarding the applications are made in his sole discretion and are final.

16. The Commissioner may grant an applicant the right to participate in some or all parts of the Inquiry (a "Participant"), individually or as a group of applicants, including the right to:

- (a) access to a database of relevant documents;
- (b) comment on background materials or written evidence prepared by Commission Counsel;
- (c) propose individuals to be interviewed or to appear as witnesses at the Inquiry's public hearing;

- (d) examine witnesses at the Inquiry's public hearing; and
- (e) make oral or written submissions to the Commissioner.

17. When determining the form and extent of each applicant's role as a Participant, the Commissioner will consider:

- (a) that Commission Counsel have the primary responsibility of representing the public interest throughout the Inquiry, including the responsibility of ensuring that all matters that bear upon the public interest are canvassed; and
- (b) the need to balance the importance of a thorough inquiry with the need to minimize duplication to the extent possible; and
- (c) the extent to which each applicant's participation would assist the Commissioner to fulfill his role to inquire into matters set out in the Terms of Reference and write a comprehensive and meaningful report of his findings.

18. All persons who are granted status as Participants will be required to comply with the Inquiry's Rules of Procedure, which will include an obligation to produce all relevant documents in the Participant's possession and control in a format directed by the Commissioner.

19. Where the Commissioner concludes that a Participant would not be able to participate in the Inquiry without receiving funding, the Commissioner may recommend to the City of Hamilton that it provide the Participant with funding to the extent of that Participant's interest in accordance with the City of Hamilton's funding criteria, attached as Appendix A to these Rules. The final decision on whether or not to provide funding and, if so, the level of funding, will be made by the City of Hamilton acting in its sole discretion.

## APPENDIX A



Hamilton

City Hall, 71 Main Street West  
Hamilton, Ontario,  
Canada L8P 4Y5  
www.hamilton.ca

**10. Red Hill Valley Parkway Enquiry Update (LS19036) (City Wide) (Item 10.10)**

- (a) That the Funding Approval Guidelines for individuals seeking Standing at the Judicial Inquiry, recommended by the Commissioner and attached as Appendix "F" to Report 19-020, be approved;
- (b) That the direction provided to staff in Closed Session, respecting Report LS19036, the Red Hill Valley Parkway Enquiry Update, be approved;
- (c) That the direction provided to staff in Closed Session, respecting Report LS19036, the Red Hill Valley Parkway Enquiry Update, remain confidential until approved by Council on October 23, 2019; and,
- (c) That the Confidential Appendix "D" to Report LS19036, respecting the Red Hill Valley Parkway Enquiry Update, remain confidential.

I hereby certify the foregoing to be a true copy of Item 10 of the General Issues Committee Report 19-020, approved by City of Hamilton Council at the City Council meeting on October 23, 2019.

Dated at the City of Hamilton on this 28<sup>th</sup> day of October, 2019.

A handwritten signature in black ink, appearing to read 'A. Holland', written over a horizontal line.

A. Holland  
City Clerk

**Funding Approval Guidelines for individuals seeking Standing at the Judicial Inquiry**

**Appendix "F" to Item 10 of GIC Report 19-020**

- It is not in the public interest to have open-ended funding.
- It is not in the public interest for public funds to provide individuals their lawyer of choice at that lawyer's regular hourly rate.
- The City should establish reasonable hourly rates for senior and junior counsel for the purposes of the Inquiry.
- Whatever hourly rate or scale of compensation the City selects, it should include reasonable time for preparation by counsel as well as for attendance at the hearings
- The City should either limit the number of counsel or specify the use that would be made of junior counsel.
- Counsel should be entitled to compensation for their reasonable and necessary disbursements.
- Where appropriate, disbursement rates should be set.
- Limits should be set on preparation time.
- Time spent at the hearings should be limited to a reasonable number of hours.
- Attendance of counsel at the hearings should be limited to attending when the client's interests are engaged.
- No fees incurred before the date of Council's decision to hold the Inquiry should be paid.
- No fees related to any other matters (e.g., civil litigation) should be paid.
- Counsel's accounts will be subject to assessment.
- The City Manager's decision is final.
- Any additional guidelines the City Manager deems necessary.

APPENDIX G: REASONS AND DECISION CONCERNING  
PARTICIPATION AND FUNDING  
(COMMISSIONER WILTON-SIEGEL, FEBRUARY 12, 2020)

February 12, 2020

**REASONS AND DECISION CONCERNING PARTICIPATION AND FUNDING****Mr. Justice Herman J. Wilton-Siegel  
Commissioner**

1. On April 24, 2019, pursuant to section 274 of the *Municipal Act, 2001*, S.O. 2001, c. 25, the Council of the City of Hamilton established the Red Hill Valley Parkway Inquiry (the “Inquiry”) and affirmed its terms of reference (the “*Terms of Reference*”). The *Terms of Reference* are available on the Inquiry’s website. I was appointed as Commissioner of the Inquiry.
2. Pursuant to the Inquiry’s mandate under the *Terms of Reference*, the Inquiry published the *Rules Regarding Applications to Participate and Seek Funding* (the “Rules”) on October 30, 2019, and interested persons were invited to submit applications to participate on or before November 29, 2019.
3. Commission Counsel were not required to make an application for participation and will have full participation rights throughout. Commission Counsel have the primary responsibility to represent the public interest and ensure that all relevant matters are brought to my attention in a manner that is not adversarial or partisan.
4. Nine applicants sought to participate:
  - (a) The City of Hamilton (the “City”);
  - (b) Her Majesty the Queen in Right of Ontario (“Ontario”);
  - (c) Dufferin Construction Company, A division of CRH Canada Construction Group Inc. (“Dufferin”);
  - (d) Golder Associates Ltd. (“Golder”);
  - (e) Mirle B. Chandrashekar;

- (f) Malcolm Hodgskiss;
- (g) Jodi Gawrylash;
- (h) Belinda Marazzato; and
- (i) Grosso Hooper Law (Robert J. Hooper, Mary Grosso, and Kim Jossul) and Scarfone Hawkins (David Thompson, Matthew Moloci, and Michael Grant) (“Grosso Hooper/Scarfone Hawkins” or the “Firms”).

5. The City, Ontario, Dufferin and Mr. Chandrashekar sought participation rights only. The remaining applicants sought the right to participate as well as a recommendation to the City that it fund their participation.

6. On December 10, 2019, I invited all nine applicants to make oral submissions in support of their applications. I also directed the publication of eight applications on the Inquiry’s website, some with redactions of confidential information. I exercised my discretion not to publish the application of Mr. Hodgskiss pending a fuller appreciation of his application.

7. All nine applicants and/or their counsel made oral submissions before me on January 10, 2020.

**A. Summary of Decision**

8. For the reasons set out below, I grant full participation rights to the City, Ontario, Dufferin and Golder. I do not recommend funding for Golder at this time.

9. I decline to grant participation to Mr. Chandrashekar, Mr. Hodgskiss, Ms. Gawrylash, Ms. Marazzato, and the Firms.

**B. Other Avenues to Assist the Inquiry**

10. I acknowledge that, as a result of this decision on participation, the Inquiry does not have any participants who were directly or indirectly affected by accidents on the Parkway, or who speak for concerned or affected citizens as a collectivity. In order to ensure that all issues relevant to such parties are addressed, the Inquiry will take the following steps.

11. First, I have directed Commission Counsel to ensure that all relevant matters are well-canvassed.
12. Second, I encourage the applicants who are not granted the right to participate to communicate with Commission Counsel if they feel they have information that may be of assistance to the Inquiry in fulfilling its mandate.
13. Third, I intend to provide a forum in which individuals who have been personally affected by particular accidents on the Parkway will be heard as part of the Inquiry, even if reconstruction of any particular accident is unlikely to fall within the *Terms of Reference*. There will be no requirement to obtain participation status to take part in that forum. Mr. Hodgskiss, Ms. Gawrylash, Ms. Marazzato, Mr. Chandrashekar, the Firms, and the Firms' clients may take part in this forum together with other members of the public that have such information for the Inquiry.
14. Fourth, upon the conclusion of the public hearings and before completion of my report, the Inquiry will invite written submissions from both participants and non-participants.
15. Fifth, applications for participation remain open. The Inquiry's process would be well-served by having a representative voice from a broad-based group of concerned citizens whose focus is on the matters addressed in the *Terms of Reference*. Such a group would bring the public's perspective to the subject matter of the Inquiry, including on the topics of pavement design and construction, and the good governance of the City. Such a group could include, but need not be limited to, individuals who are victims of accidents, whether as injured parties or as family members or friends of injured parties. Accordingly, I invite further application(s) for participation and funding from one or more of such group(s), particularly from any group that has established arrangements with one or more legal counsel that are designed to remove the concerns regarding the focus of the Inquiry described below.

**C. Considerations respecting participation**

16. The *Terms of Reference* direct the Inquiry to determine the facts relating to 24 questions posed which fall into five general categories:



- (a) Issues around the friction testing conducted in late 2013 by a subcontractor to Golder, Tradewind Scientific Ltd. (“Tradewind”), on the Red Hill Valley Parkway (the “Parkway”) and the Lincoln M. Alexander Parkway and the subsequent report based on such testing (the “Report”), including who was involved in or received the Report after it was transmitted by Golder to the City, why it was not provided to City Council or the public, the circumstances surrounding its coming to light in 2018, the steps taken at that time, and the ramifications, if any, arising from the Report not having been disclosed;
- (b) Issues around the Ontario Ministry of Transportation (“MTO”) friction testing on the Parkway in 2007, including whether the testing supported or rebutted the 2013 friction test results, who received the results (the “MTO Report”), why the MTO Report was not provided to City Council or made available to the public, and the ramifications, if any, arising from the MTO Report not having been disclosed;
- (c) Whether the City or the MTO conducted any other friction tests, asphalt assessments, or general road safety reviews or assessments of the Parkway, and whether these supported or rebutted the 2007 and 2013 friction testing results;
- (d) The standards in Ontario, if any, respecting acceptable friction levels and how the test results conducted on the Parkway compare with those standards; and
- (e) The extent to which factors other than friction, including driver behaviour, lighting and weather conditions, contribute to motor vehicle accidents on the Parkway as compared to the impact of friction levels.

17. These five categories are the subject matter and scope of the Inquiry. The Inquiry is not a forum in which to reconstruct specific accidents on the Parkway. It is currently anticipated that the Inquiry will address specific accidents only to the extent that such an exercise contributes to a fuller understanding of the expert evidence and technical issues concerning pavement design and construction.

18. The Rules make clear that participant status and the extent and scope of participation rights will be granted at the discretion of the Commissioner, in accordance

with the *Terms of Reference*, the subject matter of the Inquiry, and the desirability of fair and expeditious proceedings.

19. Rule 14 of the Rules sets out the considerations for assessing the applicants:

14. When determining whether an applicant should be granted the right to participate in some or all parts of the Inquiry, the Commissioner may consider if an applicant:

- (a) has a substantial and direct interest in the subject matter of the Inquiry;
- (b) is uniquely situated to offer information or assistance to the Inquiry and/or whether the applicant shares a common interest or perspective with other applicants;
- (c) is likely to be notified of a possible finding of misconduct by the Inquiry;
- (d) would assist the conduct of the Inquiry; and
- (e) would contribute to the openness and fairness of the Inquiry.

20. Participation rights include the right to access a database of relevant documents, to comment on background materials or written evidence prepared by Commission Counsel, to propose individuals to be interviewed or to appear as witnesses at the Inquiry's public hearings, to examine witnesses at the Inquiry's public hearings, and to make oral or written submissions to the Commissioner.

21. In assessing the form and extent of participation granted to the applicants, I have been guided by the factors set out in Rule 17, the role of Commission Counsel, the need to balance the importance of a thorough inquiry with the need to minimize duplication to the extent possible, and the extent to which each applicant's participation would assist me to fulfill my role to inquire into matters set out in the *Terms of Reference* and to write a comprehensive and meaningful report of my findings. In doing so, I considered that the scope and extent of an applicant's rights of participation, if any, should reflect the applicant's interest in the subject matter of the Inquiry, and be directed at their ability to assist the Inquiry regarding that subject matter.

**D. Considerations respecting funding**

22. Rule 19 of the Rules addresses funding issues. It provides:

19. Where the Commissioner concludes that a Participant would not be able to participate in the Inquiry without receiving funding, the Commissioner may recommend to the City of Hamilton that it provide the Participant with funding to the extent of that Participant's interest in accordance with the City of Hamilton's funding criteria, attached as Appendix A to these *Rules*. The final decision on whether or not to provide funding and, if so, the level of funding, will be made by the City of Hamilton acting in its sole discretion.

**E. Decisions respecting participation**

23. With these factors in mind, I turn to the nine applications.

**1. The City**

24. I find that the City meets the criteria for participation set out in Rule 14.

25. The *Terms of Reference* direct me to inquire into the actions or omissions of City staff relating to the Report regarding the Parkway, and my recommendations will relate to the good governance of the City. The City will therefore be directly and substantially affected by all aspects of this Inquiry.

26. The City is also uniquely situated to offer information and assistance to the Inquiry through production of documents in its possession and the identification of current or former City staff with relevant knowledge on issues central to the mandate of the Inquiry.

27. The City applied for full rights of participation in all aspects of the Inquiry, which I grant.

**2. Ontario**

28. Counsel for the Ministry of the Attorney-General made oral submissions on behalf of Ontario. Ontario is the legal entity that includes the MTO and other provincial ministries or offices, and the current and former public servants who may be required

to provide information or evidence to the extent that such information relates to their duties as public servants. Ontario indicated that it does not share a common interest or perspective with other applicants.

29. I find that Ontario meets the criteria for participation set out in Rule 14.

30. Ontario has a direct and substantial interest in the aspects of the Inquiry that relate to the MTO's friction testing of the Parkway, and the request for and distribution of the MTO Report. Ontario is uniquely situated to provide documents and information on these aspects of the Inquiry. Its participation will assist with the conduct of the Inquiry and will contribute to the openness and fairness of the Inquiry.

31. As the entity that deals with friction standards in the context of provincial roadways, Ontario also has a direct and substantial interest in, and can make a unique and helpful contribution to, the aspects of the Inquiry that relate to the applicable friction standards for roadways in the province.

32. Ontario applied for full rights of participation in the Inquiry, which I grant. However, in granting such participation, I expect Ontario will focus its participation on the aspects of the Inquiry that engage its interests as described above.

### **3. Dufferin**

33. In 2006 and 2007, Dufferin, then a division of St. Lawrence Cement, built the relevant section of the Parkway following a public tender process. Its counsel submitted that Dufferin has knowledge of the manner in which the Parkway was constructed, the materials that it used and why those materials were used, and the applicable standards at the time of construction.

34. I find that Dufferin meets the criteria for participation set out in Rule 14.

35. Dufferin has a direct and substantial interest in the aspects of the Inquiry that relate to the construction and design of the Parkway in 2006 and 2007 and applicable standards thereto. Dufferin is uniquely situated to offer relevant background and contextual information and assistance to the Inquiry.

36. Dufferin applied for full rights of participation in the Inquiry. Its counsel acknowledged in oral submissions that Dufferin would only participate in the aspects of the Inquiry that relate to its interests and to the extent that it will assist the Inquiry.

37. I grant Dufferin full rights of participation in the Inquiry. However, in granting such participation, I expect Dufferin will focus its participation on the aspects of the Inquiry that engage its interests as described above.

#### **4. Golder**

##### **(a) Participation**

38. Golder is a Canadian employee-owned, global company providing engineering and environmental science consulting, design, and construction services. Among other involvement with the Parkway, Golder provided pavement design services, and quality assurance, materials laboratory testing, field testing and review services, during the design and construction of the Parkway. The City also retained Golder in 2013 to evaluate the performance of the Parkway at that time. As part of this retainer, Golder retained Tradewind to perform friction testing on the Parkway, the results of which were set out in the Report that is included in the subject matter of the Inquiry. Golder submits that it was also subsequently involved in discussions with City staff about options to improve the Parkway's frictional characteristics and in further investigation of the condition of the pavement surface of the Parkway.

39. I find that Golder meets the criteria for participation set out in Rule 14.

40. Golder has a direct and substantial interest in the aspects of the Inquiry that relate to the construction and design of the Parkway and applicable standards thereto, the circumstances surrounding the Report, including its delivery to the City, any subsequent investigations and remedial options proposed by Golder and considered by the City, and communications with the MTO. Golder is uniquely situated to offer information and assistance to the Inquiry on these matters. Its participation will assist with the conduct of the Inquiry and will contribute to the openness and fairness of the Inquiry.

41. Golder applied for full rights of participation in the Inquiry which are granted. However, in granting such participation, I expect Golder will focus its participation on the aspects of the Inquiry that engage its interests as described above.

**(b) Funding**

42. Golder also made a request for a recommendation for funding.

43. Counsel submitted that, as a function of Golder's internal structure, Golder's costs to participate (which its counsel estimated will be in the range of \$200,000) will be borne by approximately twenty partners in Golder's geotechnical group.

44. The Rules direct me to consider whether a participant would not be able to participate in the Inquiry without receiving funding. Golder's counsel acknowledged that Golder's request for a recommendation for funding was not based on an inability to pay. I agree that Golder does not meet the test for funding on that basis.

45. Counsel made three alternative submissions in support of a recommendation for funding:

- (a) Golder's participation in the Inquiry is an "extraordinary and unforeseen expense" for which these individuals at Golder could not possibly have budgeted;
- (b) As a participant with key information, it would be unreasonable and unfair to require a small number of employee-owners at Golder to fund its participation to the same level as the publicly-funded participants (the City and Ontario); and
- (c) Golder's 2013 contract with the City included an indemnity provision in which the City agreed to indemnify, defend and save Golder harmless from losses and expenses arising from acts, errors or omissions of the City. Golder is of the view that this indemnity requires the City to indemnify Golder for the legal expense of participating in this Inquiry and, as such, it would be reasonable and fair to recommend funding.

46. An "extraordinary and unforeseen expense" is not a basis for recommending funding. In any event, I am not persuaded that the legal expenses resulting from

Golder's work on the Parkway project constitute an "extraordinary or unforeseen expense". As mentioned, Golder sought and received an indemnity provision in its 2013 contract with the City regarding future legal expenses related to its retainer. The indemnity suggests that Golder turned its mind to the possibility that some future legal expenses could arise as a result of the project.

47. I also do not accept Golder's submission that the existence of the indemnity, by itself, would make it fair and reasonable to recommend funding. I have not received submissions from the City on its position regarding the applicability or scope of the indemnity. As I understand the situation, these issues remain to be resolved between Golder and the City, either consensually or by a determination in another forum. It would be inappropriate for me to interfere with that process at this time. Accordingly, I am not prepared to recommend funding for Golder based on the existence of the indemnity.

48. However, I am prepared to accept that, in principle, the test for funding should contemplate whether a participant's *meaningful* participation may be curtailed by resource considerations. Such a consideration should be balanced against the importance of the participant's role in the subject matter of the Inquiry and the likely contribution of the participant. As applied to Golder, I accept that Golder has a significant and unique contribution to make to this Inquiry and will be required to expend significant resources to participate in this Inquiry.

49. Golder's application does not include financial information or evidence that its meaningful participation would be curtailed by resource constraints. In addition, the City's position on the operation of the indemnity may affect the information that Golder could provide to me in order to assess its ability to participate meaningfully.

50. Given the foregoing, I decline to recommend funding for Golder at this time. However, Golder is permitted to make a future request for a recommendation for funding if Golder considers it appropriate to do so after it has explored fully the extent of the legal expenses it anticipates and the other sources of funding available to it. Any future request for funding should be supported by a detailed explanation of incurred fees and disbursements, and an estimate of future fees and disbursements, evidence of whether or not Golder was able to obtain full or partial indemnification from the



City under its contract, and evidence from Golder about its ability and intention to participate meaningfully in the Inquiry.

#### **5. Mirle B. Chandrashekar**

51. Mr. Chandrashekar is a former employee of the City. In his written application and oral submissions, Mr. Chandrashekar submitted that he believed the Inquiry is the appropriate forum to address deficiencies in transparency, accountability and minority representation in the City's senior management, undue interdependence between politicians and City staff, and nepotism.

52. However, Mr. Chandrashekar did not identify any specific section of the *Terms of Reference* in which he has a direct and substantial interest or to which he could provide a unique contribution or otherwise assist the conduct of the Inquiry.

53. The Inquiry appreciates the perspective of Mr. Chandrashekar, and his time and effort to submit an application for participation. However, the issues that he wishes to raise do not fall within the mandate of the Inquiry. As I explained to Mr. Chandrashekar at the hearing, as Commissioner, I do not have the authority to amend the *Terms of Reference* to include the matters raised by him.

54. I therefore decline to grant Mr. Chandrashekar participation status.

#### **6. Malcolm Hodgskiss**

55. Mr. Hodgskiss is a resident of the Hamilton area.

56. Mr. Hodgskiss delivered a written application to the Inquiry. In his application, Mr. Hodgskiss made numerous broad references to corruption, bid-rigging, illegal operations, environmental damage, and resulting injury to him relating to identified and unidentified public officials, other individuals, and companies. None of his assertions have been substantiated.

57. In his oral submissions, Mr. Hodgskiss submitted that he has a direct and substantial interest in, and could provide a unique and helpful contribution to, all aspects of the Inquiry's mandate as set out in the *Terms of Reference*. His submissions focused on three principal matters:

- (a) the City's involvement with the Westdale Bridges Project, the Lincoln M. Alexander Parkway and "Sewergate", as examples of wide-spread corruption or illegal activity in Hamilton;
- (b) his speculation that the Report was discovered after his attempts to initiate a police investigation into the City's public works department; and
- (c) his belief that certain material used in the construction of the Parkway contributed to its slipperiness.

58. The Inquiry appreciates the perspective of Mr. Hodgskiss, and his time and effort to submit an application. However, given the focus of Mr. Hodgskiss' issues and the role of Commission Counsel to marshal relevant evidence, I find that Mr. Hodgskiss does not have a direct and substantial interest in the Inquiry and that he is not uniquely situated to offer information or assistance to the Inquiry. The Inquiry's scope does not include investigation of the Westdale Bridges Project, the Lincoln M. Alexander Parkway, or "Sewergate" nor do I have the authority to amend the *Terms of Reference* to include them. Mr. Hodgskiss' speculation that he played a role in the discovery of the Report is not substantiated and, in any event, does not constitute a direct and substantial interest in the Inquiry. Lastly, Mr. Hodgskiss does not have personal knowledge or expertise that would assist the Inquiry in inquiring into the materials used in the construction of the Parkway.

59. I decline to grant Mr. Hodgskiss participation status. Having declined his application for participation, I have not considered his request for a recommendation regarding funding.

60. On December 10, 2019, I exercised my discretion not to publish the application of Mr. Hodgskiss pending a fuller appreciation of his application. Having now received Mr. Hodgskiss' oral submissions, I confirm my past decision not to publish his application on the Inquiry's website. I find that it would not be in the public interest to make public Mr. Hodgskiss' application as it contains unsubstantiated assertions on topics outside the scope of the Inquiry.

## **7. The applications of Jodi Gawrylash, Belinda Marazzato and the Firms**

### **(a) *Applications and Proposal to Collaborate***

61. The Inquiry has received two applications from two individuals, Ms. Gawrylash and Ms. Marazzato, who have been personally impacted by tragic accidents on the Parkway. Each has engaged their own legal counsel and seeks to participate separately in their individual capacities.

62. In addition, the Inquiry has received an application from six lawyers from the two Firms, in their personal capacities. These lawyers have commenced a legal action against the City related to motor vehicle accidents on the Parkway, which the Firms hope to have certified as a class proceeding.<sup>1</sup> The Firms advised the Inquiry that they represent between 200 and 250 individuals who would be members of the proposed class. However, the class proceeding is at a very early stage.

63. At Commission Counsel's request, in advance of the oral submissions, counsel for each of Ms. Gawrylash and Ms. Marazzato and of the Firms provided Commission Counsel with a letter setting out a proposal for their possible collaboration. This letter and the oral submissions from these applicants made clear that each was seeking separate full participation status on all aspects of the Inquiry, including full access to the Inquiry's database of documents. The applicants proposed a joint funding model in which the Firms would take the lead in document review and attendance at hearings.

### **(b) *Preliminary Considerations***

64. The following considerations are important in informing the decisions below regarding these three applications.

65. First, the views of Hamilton residents who have been personally affected by particular accidents on the Parkway are relevant to the work of the Inquiry, even if reconstruction of any particular accident is unlikely to fall within the *Terms of Reference*. It will assist the Inquiry to have this information. To ensure that these views

---

<sup>1</sup> For ease of reference, I refer to the class proceeding, class counsel and class members in this decision, although the action has not been certified as a class proceeding at this time.

are heard, as mentioned, the Inquiry will convene a forum to provide an avenue to receive information from affected individuals regarding their personal circumstances and perspectives on the Inquiry.

66. However, an interest of affected individuals in having an inquiry receive such information does not, by itself, constitute an interest that gives rise to the right to participate fully in that inquiry, including testing the evidence of other participants. Generally, to obtain rights of participation, the applicant must demonstrate that the applicant has expertise or information related to the subject matter of an inquiry. A participatory role for affected individuals may be appropriate where the subject matter of an inquiry is directly tied to the circumstances giving rise to their loss or injury, such that it requires a review of their individual circumstances. However, that is not the case here, as the subject matter of the Inquiry is focused on the pavement design and construction of the Parkway and the City's governance processes, and not on the cause of individual accidents.

67. Second, in a number of other public inquiries, Commissioners have granted the right to participate to citizen groups having an interest in the subject matter of an inquiry and have recommended funding to enable them to engage legal counsel to represent them. The role of a concerned citizens group is different from that of a group of affected individuals. Affected individuals provide evidence of their personal circumstances; a concerned citizens group (which may include affected individuals) typically brings the perspective of the citizenry as a whole on the full range of issues addressed by the inquiry. A group of concerned citizens with participatory rights can provide a helpful check on the participants whose conduct is the subject matter of the inquiry and who are (quite appropriately) acting in their own self-interest. Such groups complement the impartial role of commission counsel.

68. Commissioners have recognized this distinction in other public inquiries. For example, in the Walkerton Inquiry, to which Mr. Hooper referred, two broad-based coalitions of concerned citizens received standing and funding to bring the public's perspective to the issue of the contaminated water supply. A group of "injured victims", some of whom were part of a proposed class in a related class proceeding, also applied to participate. The group was represented by counsel in the class proceeding. In contrast to the broad-based coalitions, the "injured victims" group was granted very limited rights to participate, in one part of one phase of the Walkerton Inquiry and only

in respect of the impact of the contamination on them. Moreover, they did not receive funding, because of their anticipated limited involvement in the inquiry, coupled with their representation by class counsel and the involvement of some members of the group in the class proceeding.<sup>2</sup>

69. With these considerations in mind, I turn to these three applications.

**(c) Application of the Firms**

70. As noted above, six individual applicants, Robert J. Hooper, Mary Grosso, and Kim Jossul from Grosso Hooper, and David Thompson, Matthew Moloci, and Michael Grant from Scarfone Hawkins, filed a written application to participate. Mr. Hooper made oral submissions before me.

71. The Rules direct me to assess the applicant's interest in the Inquiry and the applicant's possible contribution to the Inquiry. The Firms' written application was made on behalf of these six individuals lawyers. In his oral submissions, Mr. Hooper submitted that the Firms made the application on behalf of "between 200 and 250 members of the public who have had car crashes on the Red Hill Valley Parkway between its opening and when the reports were disclosed", rather than on behalf of the Firms or the named lawyers. During his oral submissions, Mr. Hooper also invited the Inquiry to consider that the Firms were acting as representative counsel, or as "agent", on behalf of a coalition of concerned citizens, analogous to the citizens groups granted standing in the Walkerton Inquiry referred to above.

72. I do not accept that the Firms act for a coalition of concerned citizens. There is no formal authorization given to the Firms, or requested by them, to act on behalf of the suggested coalition. There is also no list of the individuals alleged to be participating in this coalition, much less any formal organization of such individuals that would provide direction to the Firms in respect of their participation in the Inquiry.

73. Despite Mr. Hooper's efforts to characterize this application differently, I conclude that, both in form and in substance, this is an application by the lawyers of the Firms in their personal capacities. In the absence of authority from their clients in

---

<sup>2</sup> Walkerton Inquiry, Decision on standing and funding, available at [http://www.archives.gov.on.ca/en/e\\_records/walkerton/legalinfo/docs/ruling.html](http://www.archives.gov.on.ca/en/e_records/walkerton/legalinfo/docs/ruling.html)

the class action to act for them in the Inquiry, it appears that the Firms have applied in their own right on the basis of an expanded authority they consider can be inferred from their role in acting for their clients in the class proceeding. This conclusion is supplemented by the contingency fee financing of the class proceeding and the preliminary state of that proceeding.

74. I have considered whether the Firms' application on behalf of six lawyers who represent a proposed class of affected persons meets the test under Rule 14, such as to warrant the full participatory rights the Firms have sought. I conclude it does not.

75. I accept that some or all of the Firms' clients may have an interest in understanding whether road surface conditions contributed to their respective accidents. To the extent that the Firms or their clients are able to provide the perspective of injured victims and their families who have suffered personal or financial injury or the loss of a loved one as a result of accidents on the Parkway, the Inquiry welcomes this information. As mentioned, the Inquiry will provide a forum to receive such information and is, in any event, open to receiving any information via Commission Counsel. This includes receipt of the narratives of their clients' accidents, as well as any technical evidence or statistical analysis that the Firms' clients wish to provide, which will be considered along with information obtained from the participants.

76. However, having information about particular accidents and an interest in understanding whether road surface conditions contributed to individual accidents does not create an interest in the subject matter of the Inquiry; it creates an interest in the conclusions of the Inquiry. The process initiated by these applicants before the courts is the appropriate forum in which to establish potential liability or fault for particular accidents on the Parkway arising out of road conditions. In that regard, the plaintiffs in the class proceeding will have the benefit of the final report of the Inquiry.

77. My comments above about the distinction between the interests and roles of affected persons and concerned citizens are relevant here. The Firms represent affected persons in a civil proceeding, not concerned citizens more broadly. Moreover, if the Firms were to obtain formal authority to act for a broad-based coalition of concerned citizens, I would have questions about whether the dual responsibilities of the Firms could result in the Inquiry being used to further interests other than the investigatory and truth-seeking mandate of the Inquiry, or that the scope and mandate

of the Inquiry could be distorted. I would have to carefully consider whether such risks would be outweighed by the potential benefit that the participation of the Firms could bring to the Inquiry. However, given my conclusion that the Firms do not represent a broad-based coalition of concerned citizens, I need not address this further.

78. Based on the foregoing, I decline to grant participation status to the Firms on the basis proposed in their application. Nothing in this decision should be taken, however, as preventing any of the individuals currently participating in the class proceeding from also participating in any coalition of concerned citizens that may apply for participation. As mentioned above, I will look favourably upon any application(s) from any such group(s), particularly from any group that has established arrangements with one or more legal counsel that are designed to remove the concerns regarding the focus of the Inquiry described above.

79. Having declined the Firms' application for participation, I have not considered the Firms' request for a recommendation regarding funding.

**(d) Application of Jodi Gawrylash**

80. Ms. Gawrylash was catastrophically injured in a single-car rollover accident at the King Street off-ramp from the Parkway on December 3, 2011. She has no memory of her accident. Her accident pre-dates the friction testing set out in the Report, but post-dates the preparation of the MTO Report. Ms. Gawrylash is in litigation against the City in respect of this accident.

81. In oral submissions, her counsel narrowed Ms. Gawrylash's proposed focus of participation to the issue of the extent, if any, to which the MTO Report in 2007 contained information that is relevant to the condition of the Parkway in 2011.

82. The Inquiry appreciates the perspective of Ms. Gawrylash, and her time and effort to submit an application for participation. There can be no doubt that her accident severely altered Ms. Gawrylash's life. As such, she has an interest in the mandate of the Inquiry as it pertains to the MTO Report.

83. The Inquiry would benefit from receiving information about Ms. Gawrylash's lived experience in the forum to be convened to hear from affected persons. However, I am not satisfied that Ms. Gawrylash is uniquely situated to offer any other information



or assistance to the Inquiry as a participant. In her written application, Ms. Gawrylash did not identify any specific types of evidence or information she proposed to provide. In oral submissions, Ms. Gawrylash's counsel submitted that he would make available information from the productions in her civil litigation with the City that are not in the possession of the Inquiry. However, the City itself is obligated to provide all relevant documentation other than documentation to which privilege attaches. I am not persuaded that possible cross-referencing of material of other parties from another forum would contribute to the openness and transparency of the Inquiry such as to warrant participation status.

84. Accordingly, I decline to grant Ms. Gawrylash participation status. I reiterate, however, that in addition to providing information in the forum to be convened for affected individuals, Ms. Gawrylash may also participate in any group of concerned citizens that may be organized to apply for participation rights.

85. Having declined Ms. Gawrylash's application for participation, I have not considered her request for a recommendation regarding funding.

**(e) Application of Belinda Marazzato**

86. Belinda Marazzato applied on behalf of herself and her adult children. Ms. Marazzato is the mother of Olivia Smosarski who died in a car accident on the Parkway on May 5, 2015. Ms. Smosarski was a passenger in a car driven by her friend, Jordyn Hastings. Ms. Hastings lost control of her car and both Ms. Smosarski and Ms. Hastings died in a head-on collision after the car crossed over the median. Soon after the accident, Ms. Marazzato attended the scene of her daughter's accident and made inquiries about the state of the Parkway. Following the deaths of Ms. Smosarski and Ms. Hastings, the City's Public Works Committee adopted a motion on May 21, 2015, which specifically refers to their deaths and called for an investigation of additional safety measures for the Parkway. In September 2018, Ms. Marazzato settled a civil action against Ms. Hastings' estate and the insurer of the owner of the vehicle.

87. Ms. Marazzato's counsel submitted in oral submissions that Ms. Marazzato has an interest in and can make contributions to the Inquiry in respect of sections (x), (xii), (xx) and (xxiv) of the *Terms of Reference*.

88. Ms. Marazzato has suffered the profound loss of a child. I appreciate Ms. Marazzato's attempts to understand the cause of her daughter's accident and death. As such, she has an interest in the subject matter of the Inquiry.

89. The Inquiry would benefit from receiving Ms. Marazzato's perspective on the issues she has identified in the forum to be established for such purpose. However, as with Ms. Gawrylash, I am not satisfied that Ms. Marazzato is uniquely situated to offer information or assistance to the Inquiry beyond that. Further, as mentioned, the Inquiry does not have a mandate to inquire into and make findings about specific car accidents.

90. Accordingly, I decline to grant Ms. Marazzato participation status. However, in addition to taking part in the forum to be convened to hear from affected persons, Ms. Marazzato may also participate in any group of concerned citizens that may be organized to apply for participation rights.

91. Having declined Ms. Marazzato's application for participation, I have not considered her request for a recommendation regarding funding.

## 8. Conclusion

92. I would like to thank all of the applicants for their applications. I appreciate their interest in the Inquiry.

93. I wish to reiterate that, apart from formal participation in the Inquiry, I encourage any person or entity with information that would assist the Inquiry to investigate the matters set out in the *Terms of Reference* to contact Commission Counsel and to take part in the other forum that will be offered to receive information.



---

**Mr. Justice Herman J. Wilton-Siegel**  
**Commissioner**

**February 12, 2020**

## APPENDIX H: SAMPLE SUMMONS TO PRODUCE DOCUMENTS

### SUMMONS TO PRODUCE DOCUMENTS

(Pursuant to s. 33(3)(b) of *Public Inquiries Act, 2009*  
in a judicial investigation called by the City of Hamilton  
pursuant to s. 274 of the *Municipal Act*)

**TO:** \_\_\_\_\_

In this summons:

\_\_\_\_\_ includes \_\_\_\_\_, its predecessor entities, and its present and former employees, directors, agents, servants, or contractors;

“Document” includes any type of draft or final hard copy handwritten or printed material or electronically stored information, data or communications such as email contained in business or personal email accounts, text messages or instant messages (e.g. WhatsApp), presentations, spreadsheets, photographs, voicemail messages, audio or video recordings stored on business or personal desktops, laptops, mobile devices or external drives.

You are hereby required to produce to the Inquiry on \_\_\_\_\_ at the offices of Paliare Roland Rosenberg Rothstein at 155 Wellington Street West, Toronto, Ontario, the following documents in hard copy or electronic form:

1. all documents in the possession, custody or control of \_\_\_\_\_ that are arguably relevant to the subject matter of the Terms of Reference for the Red Hill Valley Parkway Inquiry, which are attached as Schedule “A” to this summons.

ISSUED at Toronto, Ontario, this \_\_\_\_\_.

---

The Honourable Mr. Justice Herman J. Wilton-Siegel,  
Commissioner

You are entitled to be paid the same personal allowances for your attendance at the hearing as are paid for the attendance of a witness summoned to attend before the Ontario Superior Court of Justice. If you fail to attend and give evidence at the inquiry, or to produce the documents or things specified, at the time and place specified, without lawful excuse, you are liable to punishment by the Ontario Superior Court of Justice in the same manner as if for contempt of that Court for disobedience to a summons.

## APPENDIX I: INQUIRY OVERVIEW DOCUMENTS

The Inquiry's Rules of Procedure contained several rules pertaining to the creation and use of Overview Documents in the Inquiry (Rules 23, 24, 25, 26, 27, 30, 43, and 44). The Overview Documents identified core or background facts and the sources of these facts and, pursuant to the Rules of Procedure, were entered as exhibits at the Inquiry hearings.

Prior to the start of public hearings, Commission Counsel drafted 10 Overview Documents and prepared one supplementary Overview Document. During the hearings, two of the Overview Documents were amended following the conclusion of a motion regarding potentially privileged documents (described in Chapter 13). In advance of filing the Overview Documents as exhibits at the hearing, Commission Counsel circulated drafts of each to counsel for the participants and invited them to review, offer comments, and suggest revisions. Commission Counsel revised the Overview Documents, where appropriate, and circulated further drafts to the participants.

During the hearing, Commission Counsel asked witnesses about the facts and documents set out in the Overview Documents, and participants were able to do the same and also to elicit evidence from witnesses to raise questions about the accuracy and significance of the content of documents underlying the Overview Documents. In their closing submissions, participants were also able to address the weight that should be given to any content or documents in the Overview Documents.

The following Overview Documents were filed as exhibits:

- **Overview Document 1:** Introduction (Exhibit 1)
- **Overview Document 2:** City of Hamilton: Governance and Structure (Exhibit 2)
- **Overview Document 3:** Construction of the RHVP (Exhibit 3)
- **Overview Document 3.1:** RHVP Design & Geometry (Exhibit 3.1)

- **Overview Document 4:** The Ministry of Transportation and Friction Testing (Exhibit 4)
- **Overview Document 5:** The RHVP (2008 to 2012) and City Road/Safety Initiatives (2008 to 2018) (Exhibit 5)
- **Overview Document 6:** The 2013 CIMA Report and the 2013 Golder and Tradewind Reports (Exhibit 6)
- **Overview Document 7:** The 2015 CIMA Report (Exhibit 7)
- **Overview Document 8:** 2017 Pavement Evaluation and RHVP-Related Safety Initiatives (Exhibit 8)
- **Overview Documents 9 & 9A:** Events Leading to the Discovery and Disclosure of the Tradewind Report (Exhibits 9 & 9A)
- **Overview Documents 10 & 10A:** Disclosure of the Tradewind Report to Council and Public (Exhibits 10 & 10A)

## APPENDIX J: SAMPLE NOTICE OF ALLEGED MISCONDUCT

Dear \_\_\_\_\_,

Re: Red Hill Valley Parkway Inquiry Notice of Alleged Misconduct

I am counsel to the Commissioner of the Red Hill Valley Parkway Inquiry. I am writing to provide you with confidential notice that the Commissioner of the Red Hill Valley Parkway Inquiry might make a finding of misconduct against you in his final report. The substance of the alleged misconduct is contained in Schedule A.

The purpose of providing you with this notice is to permit you to prepare for and respond to any such possible findings of misconduct. The notice is issued pursuant to rules 63 to 65 of the Inquiry's [Rules of Procedure](#):

63. The Commissioner will not make a finding of misconduct on the part of any person unless that person has had reasonable notice of the substance of the alleged misconduct and was allowed full opportunity during the Inquiry to be heard in person or by counsel.

64. Any notices of alleged misconduct will be delivered on a confidential basis to the person to whom the allegations of misconduct refer.

65. If a notice of alleged misconduct is delivered, the recipient may apply to the Commissioner for leave to call evidence that the recipient believes may be helpful to respond to the alleged misconduct.

The Commissioner has issued this notice of alleged misconduct because he is of the view that there is a reasonable prospect that he could make a finding of improper or unprofessional behaviour, bad management, incompetence, or any other finding that could cause damage to your reputation, whether or not it amounts to misconduct. This is a very low threshold. No findings have yet been made and this notice is not an indication that such a finding will be made about you. The Commissioner will only make findings of misconduct that are necessary to fulfill his mandate and he will not be making any findings of civil or criminal liability.

You will have a full opportunity to be heard in person or through counsel about the issues described in Schedule A. I confirm that you will be summoned to appear as

a witness at the public hearings of the Inquiry and you will be able to give evidence regarding the items raised in the notice.

In addition to providing evidence at the public hearings, you have several options available to you:

- You may retain a lawyer to represent you in your personal capacity at the hearing.
- You may apply to participate at the Inquiry by completing and submitting to me the application form found [here](#).
- You may apply to the Commissioner for leave to call evidence that you believe may be helpful to respond to the alleged misconduct.
- You may make written and or oral submissions at the end of the evidentiary phase of the Inquiry.

Because this notice is confidential and personal to you, we have not provided a copy of this notice to the lawyer representing your current or former employer. You may provide this notice to them but you are not obliged to do so.

We may modify the particulars contained in the notice, issue supplementary notices, or issue more detailed notices if and when required by developments in the investigation and the public hearings.

If you retain counsel, please have them contact me as soon as possible. If you have any questions, you may contact me at \_\_\_\_\_.

Yours very truly,

Commission Counsel  
Red Hill Valley Parkway Inquiry

Encl. Schedule A.



**Schedule A**

In answering items \_\_\_\_\_ of the Inquiry's Terms of Reference, the Commissioner may make the following findings of misconduct.

- 1.
- 2.
- 3.

## APPENDIX K: SAMPLE SUMMONS TO A WITNESS

Dear \_\_\_\_\_,

**Re: Red Hill Valley Parkway Inquiry: Witness Summons**

As you know, pursuant to s. 274 of the *Municipal Act, 2001*, the City of Hamilton has established an inquiry into matters pertaining to the Red Hill Valley Parkway (the “Inquiry”). You may find the terms of reference for the Inquiry at [www.rhvpi.ca/](http://www.rhvpi.ca/).

The Inquiry has commenced its public hearings. As we have previously advised you and counsel for \_\_\_\_\_, you are required to give evidence at the public hearings by Zoom. I enclose a summons issued by the Commissioner of the Inquiry to you.

The summons requires you to attend and give evidence on \_\_\_\_\_ and from day to day until the Inquiry is concluded or the Commissioner so orders. We expect that you will be examined on \_\_\_\_\_.

If you have any questions, please contact me at your convenience.

Yours very truly,

Commission Counsel  
Red Hill Valley Parkway Inquiry

Encl.

**SUMMONS  
TO WITNESS**

(Pursuant to s. 33(3)(a) of *Public Inquiries Act, 2009*  
in a judicial investigation called by the City of Hamilton  
pursuant to s. 274 of the *Municipal Act*)

**TO:** \_\_\_\_\_

You are hereby summoned and required to attend to give evidence on oath or affirmation in this inquiry to be held via Zoom on: \_\_\_\_\_ at \_\_\_\_\_ am and so from day to day until the Inquiry is concluded, or the Commissioner so orders.

ISSUED at Toronto, Ontario, this \_\_\_\_\_.

---

The Honourable Mr. Justice Herman J. Wilton-Siegel,  
Commissioner

If you fail to attend or to remain in attendance and give evidence at the inquiry, at the time and place specified, without lawful excuse, you are liable to punishment by the Ontario Superior Court of Justice in the same manner as if for contempt of that Court for disobedience to a summons.

You are entitled to be paid the same personal allowances for your attendance at the hearing as are paid for the attendance of a witness summoned to attend before the Ontario Superior Court of Justice.

APPENDIX L: DIRECTIONS ISSUED IN RESPONSE TO THE CITY'S  
MOTION FOR DIRECTIONS ON PRIVILEGE ISSUE  
(COMMISSIONER WILTON-SIEGEL, APRIL 25, 2022)

April 25, 2022

**DIRECTIONS**

**Mr. Justice Herman J. Wilton-Siegel**  
**Commissioner**

1. The City of Hamilton seeks directions:
  - (a) appointing a Designate to determine the City's claim for privilege with respect to the Documents Under Review as defined in the Notice of Motion;
  - (b) directing that the hearing before the Designate be held in camera; and any motion materials be filed with redactions to protect information that may be subject to legal privilege pending a determination by the Designate; and
  - (c) directing that the Designate's decision be made public subject to redactions necessary to protect any privileged information as deemed necessary by the Designate.
  
2. The Inquiry Rules of Procedure provide the authority to delegate the determination of the City's claim of privilege to a designate under Rule 15. The motion is supported by Commission Counsel and is not opposed by any of the Participants. Given that the documentation at issue should only be made available to the Commissioner after a determination is made, it is necessary and appropriate to delegate this function to a designated party and I so direct. Counsel for Golder has indicated that Golder wishes to make written submissions to the Designate on the issue which is not opposed by Commission Council or any of the other participants. Such permission is also granted.
  
3. With respect to the second matter, as I have indicated on other occasions, transparency is an important principle for the Inquiry. I am therefore sympathetic to the

general principle articulated by the Hamilton Spectator, in its letter to the Inquiry dated April 7, 2022, that the Inquiry should be given access to “all documents necessary” to answer the questions set out in the Inquiry Terms of Reference.

4. The Hamilton Spectator also opposes a total *in camera* hearing for the motion before the Designate. Commission Counsel and counsel for the City of Hamilton have both advised that they will work cooperatively to ensure that written submissions are redacted for privileged information and posted on the Inquiry website. That procedure should be followed by all parties making submissions in order that the public can understand the issues of principle involved. The issue of the hearing before the Designate involves a practical question rather than a matter of principle – whether it is possible to conduct the hearing in a manner which fully informs the Designate without an *in camera* hearing. As I have no knowledge of the content of the specific documents at issue, I am not in a position to give specific directions on this question. The parties to the motion and the Designate should determine the appropriate procedure to be followed.

5. Subject to the foregoing, the directions sought by the City of Hamilton as set out above are ordered.

#### **FURTHER DIRECTION**

6. Subsequent to communicating to the Commission Counsel and the City of Hamilton that the above Directions should be ordered, these parties indicated that they had agreed upon, and recommended, the appointment of the Honourable Frank Marrocco as the Designate. In view of Mr. Marrocco's considerable experience in this area as well as his extensive judicial experience, he is appointed as the Commissioner's Designate pursuant to the provisions of Rules 4 and 15(c) of the Inquiry Rules of Procedure.



---

Mr. Justice Herman J. Wilton-Siegel  
Commissioner

April 25, 2022

APPENDIX M: ORDER ON APPLICATION BY THE CITY OF HAMILTON  
FOR PRIVILEGE (HON. FRANK MARROCCO, AUGUST 15, 2022)



**ORDER ON APPLICATION BY THE CITY OF HAMILTON FOR PRIVILEGE**

**DATE:** Heard on August 9, 2022

**ARBITRATOR:** Frank Marrocco, Q.C.

**APPEARANCES:**

**Counsel:**

**Parties:**

**Counsel for the moving party,  
the City of Hamilton:**

Eli S. Lederman, Delna Contractor, and Samantha Hale,  
Lenczner Slaght LLP

**Counsel for the responding  
party, Commission Counsel:**

Tina Lie, Shawna Leclair, and Lauren Rainsford,  
Paliare Roland Rosenberg Rothstein LLP

**Overview**

1. The moving party, the City of Hamilton (the “**City**”), has commenced this application to quash the summons issued by the responding party, Commission Counsel, in the Red Hill Valley Parkway Inquiry (the “**RHVPI**”). Specifically, the City takes the position that Commission Counsel cannot compel the production of 56 unique documents over which it asserts solicitor-client privilege and/or litigation privilege.
2. Commission Counsel contests the City’s characterization of the application, and distills the parties’ dispute to two fundamental questions:
  1. Does solicitor-client privilege and/or litigation privilege apply to each of the 56 unique documents?; and
  2. If so, has that claim of privilege been waived by the City’s decision to call the RHVPI?

- 2 -

3. I find that my jurisdiction only extends to the two issues set out by Commission Counsel. As such, I provide my reasons on the admissibility of each individual document in chart format.

### **Framework & Applicable Law**

#### *(a) The Purpose of Public Inquiries*

4. Public inquiries fulfill an important function in Canadian society. They are “ad hoc bodies” that can be called on an “as needed” basis. However, they are often convened in the aftermath of a major event or tragedy to help the community “uncover the truth” of what occurred, and to develop recommendations for the prevention of similar, future incidents. According to the Supreme Court of Canada, the primary purpose of public inquiries is “fact-finding.”<sup>1</sup> To that end, public inquiries are usually granted broad investigative powers and work independently, free of the many procedural impediments that can constrain other institutions like the judiciary.
5. In Ontario, the *Public Inquiries Act, 2009*, S.O. 2009, c. 33, Sched. 6, provides the framework for the establishment of public inquiries, and the processes to be followed. Subsections 8(3) and 33(13) make clear that a commission cannot collect or receive evidence as part of the public inquiry if the information is inadmissible “by reason of any privilege under the law of evidence.”
6. Here, the City asserts solicitor-client privilege and/or litigation privilege over the 56 unique documents. I thus restrict my reasons to these two types of privilege.

#### *(b) Solicitor-Client Privilege*

7. Solicitor-client privilege is fundamental to the operation of our justice system. It ensures that individuals can speak with a lawyer candidly, so they can obtain appropriate advice and have

---

<sup>1</sup> [1995] 2 S.C.R. 97, at paras. 60 and 62.



- 3 -

their interests fully represented.<sup>2</sup> Over the years, “solicitor-client privilege has evolved from being treated as a mere evidentiary rule to being considered a rule of substance and, now, a principle of fundamental justice.”<sup>3</sup>

8. Solicitor-client privilege comes into existence the moment that a client seeks legal advice from their lawyer, irrespective of whether they face current or imminent litigation.<sup>4</sup> The privilege attaches not only to the advice itself, but to all communications between the lawyer and their client for the provision of legal advice.<sup>5</sup> This includes documents that constitute a “necessary step” in the process of receiving legal advice, that become “incidental” to the acts of obtaining and giving of legal advice, and/or that if produced, could reveal the legal advice.<sup>6</sup>
9. In order to assert solicitor-client privilege, a party must make out three elements:
  - (1) That there is a communication between a solicitor and their client;
  - (2) That the communication entails the seeking or giving of legal advice; and
  - (3) That the parties intended the communication to be confidential.<sup>7</sup>
10. Solicitor-client privilege may apply to communications between a lawyer and a third party. In the seminal case of *General Accident Assurance Co. v. Chrusz*, Doherty J.A. stated that when a third party serves as a messenger, translator, or conduit for the client to instruct their lawyer, the communications between the third party and the lawyer would be privileged. Additionally, any communications from a third party, which assemble or explain the client’s information so

---

<sup>2</sup> *Foster Wheeler Power Co. v. Société intermunicipale de gestion et d’élimination des déchets (SIGED) inc.*, 2004 SCC 18, [2004] 1 S.C.R. 456, at para. 34.

<sup>3</sup> *Canada (National Revenue) v. Thompson*, 2016 SCC 21, [2016] 1 S.C.R. 381, at para. 17.

<sup>4</sup> *Blank v. Canada (Minister of Justice)*, 2006 SCC 39, [2006] 2 S.C.R. 319, at para. 28 [“Blank”].

<sup>5</sup> *Archean Energy Ltd. v. Minister of National Revenue* (1997), 202 A.R. 198 (Alta. Q.B.), at para. 5.

<sup>6</sup> *Wintercorn v. Global Learning Group Inc.*, 2022 ONSC 4576, at para. 45(viii).

<sup>7</sup> *Solosky v. The Queen*, [1980] 1 S.C.R. 821, at p. 837.

- 4 -

that they can seek out or obtain legal advice, would be privileged. The key question is whether the third party plays an essential role in the formation and maintenance of the solicitor-client relationship.<sup>8</sup>

11. Documents, information, or communications deemed to be solicitor-client privileged are *prima facie* inadmissible, subject to a few limited exceptions.<sup>9</sup> The privilege will remain in force even after the parties' solicitor-client relationship has been terminated.<sup>10</sup> As emphasized by Major J. in his oft-quoted sentence from *R. v. McClure*, once proven, "solicitor-client privilege must be as close to absolute as possible to ensure public confidence and retain relevance."<sup>11</sup>

*(c) Litigation Privilege*

12. Unlike solicitor-client privilege, the law does not restrict the application of litigation privilege to the communications between a lawyer and their client. It can also cover non-confidential communications, and sometimes other documents, that pass between a lawyer and third parties.
13. The objective of litigation privilege is to ensure the efficacy of the adversarial process. Parties "represented or not, must [therefore] be left to prepare their contending positions in private, without adversarial interference and without fear of premature disclosure."<sup>12</sup>
14. A party can assert this privilege over a certain document or communication if the dominant purpose behind its creation was the preparation for any existing, reasonably contemplated, or

---

<sup>8</sup> (1999), 45 O.R. (3d) 321 (C.A.), at 353-59.

<sup>9</sup> *Currie v. Symcor Inc.*, [2008] O.J. No. 2987 (Div. Ct.), at para. 35.

<sup>10</sup> *Blank*, at para. 37.

<sup>11</sup> 2001 SCC 14, [2001] 1 S.C.R. 445, at para. 35.

<sup>12</sup> *Blank*, at paras. 27-28.

anticipated litigation.<sup>13</sup> However, litigation privilege is neither absolute in scope nor permanent in duration. It ends when litigation, or related litigation, concludes.<sup>14</sup>

*(d) Implied Waiver*

15. As described above, Commission Counsel submits that the City implicitly waived its claims of privilege over the 56 unique documents when Council called the RHVPI and enacted the associated Terms of Reference.
16. In *Roynat Capital Inc. v. Repeatseat Ltd.*, the Divisional Court confirmed that a party may be held to have implicitly waived solicitor-client privilege “where fairness and consistency so require.” The “double elements” of “implied intention,” as well as “fairness and consistency,” must be present. That is, the client must show “some manifestation of a voluntary intention to waive the privilege, at least to a limited extent.”<sup>15</sup>
17. Ultimately, “whether fairness and consistency require [an] implied waiver of privilege is case specific and factually dependent.” The use of implied waiver “will be limited to circumstances where the relevance of the evidence in question is high, and the principles of fairness and consistency require disclosure....”[Emphasis added.]
18. The jurisprudence suggests that there can be an implied waiver of litigation privilege on the same basis as solicitor-client privilege.<sup>16</sup>
19. For the purpose of my reasons, I note that public inquiries operate differently from adversarial proceedings. They are established to perform certain fact-finding and recommendation-making

---

<sup>13</sup> *Lizotte v. Aviva Insurance Company of Canada*, 2016 SCC 52, [2016] 2 SCR 521, at para. 19.

<sup>14</sup> *Blank*, at paras. 34-35, 37.

<sup>15</sup> 2015 ONSC 1108, 125 O.R. (3d) 596, at paras. 80-81.

<sup>16</sup> *Cromb et. al. v. Bouwmeester et al.*, 2014 ONSC 5318, at para. 48.

- 6 -

functions, including in relation to misconduct. In order to strike a balance between the need to maintain privilege and advance the truth-seeking, fact-finding, and recommendation-making goals of the RHVPI, I only found a waiver of privilege over the City's documents if they were "highly relevant" to the plain and ordinary meaning of the Terms of Reference. Fairness and consistency to all those who may be affected by the final report from the RHVPI mean that it is necessary to produce documents highly relevant to the Terms of Reference, so as to avoid factual inconsistencies, erroneous findings of misconduct, and unsuitable recommendations.

Dated Toronto, Ontario this 15<sup>th</sup> day of August 2022



---

The Honourable Frank Marrocco, Q.C.

Document	Description	Decision
Tab 1 SPE_04332112_0001	Letter from Shillington LLP to Diana Swaby (Supervisor, Claims Administration), dated January 31, 2018	<p>The letter from Shillingtons is solicitor-client privileged.</p> <p>The reference to “buried reports” in the letter is not sufficiently precise to permit the conclusion that the letter is referring to the Tradewind Report. However, the reference could mean that there were other buried reports. As such, the letter is “highly relevant” to the Terms of Reference, specifically term (xiv), i.e., whether there were subsequent consultant reports which provided additional support or rebuttal to the conclusions contained in the Tradewind report. Accordingly, there is an implied waiver of privilege over this portion of the letter.</p>
Tab 2 CIM0022413	Notes of Brian Malone from March 5, 2018 to December 13, 2018	<p>The notes which pre-date Mr. Malone’s “retainer” are available for production.</p> <p>As for the period after Mr. Malone’s retainer, the notes are neither solicitor-client privileged nor litigation privileged. Mr. Malone’s notes were made so that he could have a record of the phone call with Mr. Boghosian, and refresh his memory as needed. When the notes are considered in the entire context of Mr. Boghosian’s phone call with Mr. Malone, the dominant purpose was to obtain Mr. Malone’s perspective on public safety, i.e., whether the City needed to take immediate additional steps to make the Red Hill Valley Parkway safe.</p>
Tab 3 SPE_04289386_001	E-mail from Nicole Auty to Ron Sabo, dated November 20, 2018	<p>Any privilege that attaches to Ms. Auty’s comment in her e-mail is waived by the Terms of Reference, specifically terms (viii), (x), and (xi), i.e., whether appropriate steps were taken to disclose the Tradewind Report upon its discovery, whether the failure to disclose the Tradewind Report put the public at risk, and whether the Tradewind Report contained information that would have caused Council to implement additional safety measures.</p> <p>Ms. Auty’s comment speaks to steps taken by internal counsel with respect to the forthcoming disclosure of the Tradewind Report. The reference to the word, “interim,” raises questions about whether counsel were worried about the need for immediate safety measures due to the findings in the Tradewind Report.</p>
Tab 5 SPE_04288940_0001	Retainer agreement between City and David Boghosian, dated December 7, 2018.	<p>The retainer is solicitor-client privileged.</p> <p>However, the privilege was waived by the Terms of Reference. Specifically, term (viii). The retainer is “highly relevant” to the questions of what steps the City took before disclosing the Tradewind Report to Council, and why.</p>

Tab 5a SPE_04288939_0001	E-mail between Nicole Auty and David Boghosian, dated December 7, 2018	The e-mail is to be released in conjunction with the retainer.
Tab 6 SPE_04332689_0001	Transcript from the examination of Marco Oddi, a City representative, in <i>Hansen v. Bernat</i> , dated December 7, 2018	The transcript is not privileged, and therefore producible in response to the summons. The ultimate use of the transcript is up to the Commissioner.
Tab 9 SPE_0428885_0001	Email chain between Nicole Auty and David Boghosian, dated December 7, 2018 to December 11, 2018	The e-mail chain is solicitor-client privileged.  However, the privilege has been waived by the Terms of Reference. Specifically, terms (viii), (ix), and (xi). In December 2018, at the time of this e-mail chain, nobody knew what the safety implications of the Tradewind Report would be. The e-mail chain is “highly relevant” to whether the City’s internal and external counsel took appropriate steps to disclose the “information and recommendations” contained in the Tradewind Report, and what, if any, steps they took towards the maintenance of public safety.
Tab 15 SPE_04288799_0001	Draft opinion letter from David Boghosian to Nicole Auty, dated December 13, 2018	The opinion letter is solicitor-client privileged. This includes the sections of the letter where Mr. Boghosian summarizes his conversation with Mr. Malone, which are inseparable from the advice that Mr. Boghosian ultimately provided to the City.  However, the privilege is waived by the Terms of Reference, specifically term (viii). The opinion letter, and especially the conversation with Mr. Malone, are “highly relevant” because they form part of the narrative which describes the City’s use of the Tradewind Report (and its contents) in the period up to its disclosure.
Tab 15a SPE_04288798_0001	E-mail thread between David Boghosian and Nicole Auty, dated December 13, 2018	The e-mail is admissible for the same reasons as above. In asking whether the City took appropriate steps to disclose the Tradewind Wind, it is “highly relevant” to the RHVPI that Mr. Boghosian sent his opinion letter about the Tradewind Report to Mr. Auty and asked for her feedback prior to his finalization.
Tab 19 CIM0022412	Notes of Brian Malone, dated January 2, 2019 to January 31, 2019	The City has not demonstrated that Mr. Malone’s notes were made for the dominant purpose of litigation.  If any such privilege attaches to Mr. Malone’s notes, then that privilege had been waived by the Terms of Reference, specifically terms (vii) and (viii). Mr. Malone’s notes reveal other individuals who were aware of the Tradewind Report, and involved in the process of its disclosure to Council. In addition, the notes relate to the “contents and recommendations” within the Tradewind Report,

		and accordingly, are “highly relevant” to the Commissioner’s consideration of the appropriateness of the steps taken to disclose the Tradewind Report or the information contained therein once it was discovered in 2018.
Tab 21 HAM0061607_0001	Crisis Communication Plan, Draft 1.0, dated January 16, 2019	Ms. Auty’s comment—i.e., “Litigation point of view – we need to have him on board”—is solicitor-client privileged.  However, the privilege has been waived by the Terms of Reference, specifically term (viii). This is because Ms. Auty is considering an appropriate step to take in the disclosure of the Tradewind Report to Council.
Tab 23 HAM0062071_0001	E-mail thread between David Boghosian, Gord McGuire, Rob Sabo, and Nicole Auty, dated January 17, 2019 to January 19, 2019	The comments of Mr. Boghosian’s are solicitor-client privileged.  However, the privilege has been waived by the Terms of Reference, specifically term (viii). This is because Mr. Boghosian’s comments draw attention to the steps taken by the City’s internal and external counsel concerning the disclosure of the Tradewind Report.
Tab 25 SPE_04312139_0001	E-mail from Rob Sabo to Nicole Auty, dated January 31, 2019	Any privilege that attaches to Mr. Sabo’s e-mail is waived. The e-mail relates directly to the approach adopted by the City’s counsel with respect to the disclosure of the Tradewind Report. It is “highly relevant” to the question of whether steps for the disclose the Tradewind Report were appropriate, pursuant to term (viii) of the Terms of Reference.
Tab 26 SPE_04288129_0001	E-mail thread between Nicole Auty and David Boghosian, dated January 30, 2019 to January 31, 2019	Any privilege that attaches to the e-mail thread is waived by the Terms of Reference, specifically (viii), (x), and (xi). At the time that Ms. Auty and Mr. Boghosian contemplated contact with Mr. Malone, no one knew whether the findings in the Tradewind Report would affect public safety on the RHVP. The e-mail thread is “highly relevant” to the RHVPI, so that the Commissioner can assess the appropriateness of counsel’s decision to contact Mr. Malone, and their reasons for doing so regardless of Mr. Malone’s ultimate conclusions about safety.
Tab 30 CIM0017209	E-mail thread between Brian Malone and David Boghosian, dated January 31, 2019	The e-mail thread, including the proposed redactions, are covered litigation privilege.  However, the privilege is waived by the Terms of Reference, specifically (vii), (viii), (xi), and (xiv). Mr. Boghosian asked Mr. Malone’s advice on a series of questions related to public safety, and disclosed the Tradewind Report to CIMA for the first time. Mr. Malone then turned around and asked same of his colleague at CIMA. The immediate concern appeared to be whether any interim safety measures were required as a result of the findings in the Tradewind Report. This is “highly relevant” to the questions of who knew about the Tradewind Report, and whether appropriate steps were taken prior to its disclosure.



<p>Tab 30a CIM0017209.0001</p>	<p>Tradewind Report, dated November 20, 2013</p>	<p>The Tradewind Report is not privileged, and should be disclosed in response to the summons.</p>
<p>Tab 30b CIM0017209.0002</p>	<p>Letter from Ludomir Uzarowski to Gord McGuire, dated December 17, 2018</p>	<p>This letter is not privileged, and should be disclosed in response to the summons.</p>
<p>Tab 37 SPE_04288119_001</p>	<p>E-mail thread between Nicole Auty and David Boghosian, dated January 30, 2019 to January 31, 2019</p>	<p>The proposed redactions in the e-mail thread are solicitor-client privileged, because Mr. Boghosian advised Ms. Auty with respect to the questions that Mr. Zegerec should ask Mr. Moore.</p> <p>However, the privilege has been waived by the Terms of Reference, specifically (viii). The e-mail exchange concerns the extraction of information from Mr. Moore, who ordered the Tradewind Report. The information from Mr. Moore would have helped counsel acquire a better understanding of the Tradewind Report before they briefed Council. As such, the e-mail thread is “highly relevant” to whether appropriate steps were taken to disclose the Report once it was discovered in 2018.</p>
<p>Tab 46 CIM0017171.0001</p>	<p>Draft memo from Brian Malone to David Boghosian, dated February 3, 2019</p>	<p>The comments of Mr. Boghosian on the draft memo are litigation privileged.</p> <p>However, the privilege has been waived by the Terms of Reference, specifically (viii). Council asked Mr. Malone and CIMA to prepare the memo. Mr. Malone did so. Then, Mr. Boghosian advised him about the need to include certain information, so that Council could have a full picture of the safety concerns (if any) raised by the Tradewind Report. The draft memo is thus “highly relevant” to assess whether Mr. Boghosian’s comments amounted to an appropriate step in the context of disclosing the Tradewind Report to Council.</p> <p>In addition, the final Malone report, which was edited to address Mr. Boghosian’s comments, was disclosed to Council on February 6, 2019. The information contained therein directly speaks to term (xiv), i.e., whether subsequent consultant reports confirmed or rebutted the Tradewind Report.</p>
<p>Tab 46a CIM0017171.0001</p>	<p>E-mail thread between Brian Malone and David Boghosian, dated February 3, 2019 to February 4, 2019</p>	<p>This e-mail thread is “highly relevant” to the steps that were taken to disclose the contents of the Tradewind Report. Term (viii) is sufficiently broad to encompass steps taken to summarize and interpret the Tradewind Report.</p>
<p>Tab 47 SPE_04315841_0001</p>	<p>E-mail thread between Nicole Auty and David Boghosian, dated February 2, 2019 to February 4, 2019</p>	<p>The e-mail thread is solicitor-client privileged.</p> <p>However, the privilege has been waived by the Terms of Reference, specifically (viii). The email thread in which Mr. Boghosian and Ms. Auty discussed how to best present the Tradewind Report to Council at an upcoming in-camera meeting is “highly relevant” to whether appropriate steps were taken to disclose the Tradewind Report.</p>

Tab 48 SPE_04310197_0001	Crisis Communication Plan, Draft 1.1., dated February 3, 2019	<p>The comments of Mr. Boghosian's are solicitor-client privileged.</p> <p>However, the privilege has been waived by the Terms of Reference, specifically (viii). This is because Mr. Boghosian has provided the City with advice on how the Tradewind Report (including the information and recommendations contained therein) should be disclosed to Council, and as such, his comments are "highly relevant" to term (viii).</p>
Tab 48a SPE_04310196_0001	E-mail thread between Jasmine Graham, Nicole Auty, and David Boghosian, dated February 3, 2019 to February 4, 2019	<p>The e-mail thread is solicitor-client privileged.</p> <p>However, the privilege has been waived by the Terms of Reference. The e-mail thread reveals that a "Jasmine Graham" was aware of the Tradewind Report, i.e. term (vii). As for the remainder of the thread, to the extent that it shows the steps taken by Ms. Auty and Mr. Boghosian to disclose the Tradewind Report to Council, it is "highly relevant" to term (viii).</p>
Tab 50 SPE_04288032_0001	E-mail thread between Ron Sabo and Nicole Auty, dated February 4, 2019 [REDACTED]	The e-mail thread is litigation privileged, and does not seem to be "highly relevant" to the Terms of Reference.
Tab 51 SPE_00468889_0001	E-mail thread between Jasmine Graham and Nicole Auty, dated February 3, 2019 to February 4, 2019	The proposed redaction is solicitor-client privileged. However, the privilege has been waived by the Terms of Reference, specifically (viii), because the communications of Ms. Auty concerned how the Tradewind Report would ultimately be presented to Council and the public, and as such, is "highly relevant" to that term.
Tab 54 SPE_04315831_0001	Speaking points of David Boghosian, undated	<p>The speaking points are solicitor-client privileged. The speaking points were drafted by Mr. Boghosian in advance of his presentation to Council. His presentation to Council would have constituted legal advice.</p> <p>Commission Counsel has not demonstrated that the speaking notes are "highly relevant" to the RHVPI.</p>
Tba 54a SPE_04315830_0001	E-mail from David Boghosian to Nicole Auty, dated February 4, 2019	The e-mail is solicitor-client privileged. Commission Counsel has not demonstrated that the e-mail is "highly relevant" to the RHVPI.
Tab 55 SPE_04312098_0001	E-mail from Ron Sabo to Nicole Auty, dated February 4, 2019	<p>The e-mail from Mr. Sabo is solicitor-client privileged.</p> <p>However, the privilege is waived by the Terms of Reference, specifically term (viii). Term (viii) includes any attempts made by counsel to affect Council's impression of the Tradewind Report upon its disclosure, and thus the email is "highly relevant" to whether appropriate steps were taken in the disclosure of the Tradewind Report.</p>

Tab 56 SPE_04301891_0001	E-mail from David Boghosian to Nicole Auty, dated February 4, 2019	The e-mail itself is not subject to privilege. The e-mail is not confidential, and contains no legal advice. No genuine question of waiver arises with respect the e-mail itself.
Tab 57 SPE_04301892_0001	Final opinion letter of David Boghosian, dated February 4, 2019	The opinion letter is solicitor-client privileged. This includes the parts of the letter where Mr. Boghosian summarizes his conversations with Mr. Malone, which are inseparable from the advice Mr. Boghosian ultimately provides to the City.  However, the privilege is waived by the Terms of Reference, specifically (viii). The opinion letter, and especially the conversations with Mr. Malone, describe his use of the Tradewind Report (and its contents) in the period up to its disclosure. The email is “highly relevant” to whether such use of the Tradewind Report prior to its disclosure was appropriate.
Tab 60 SPE_04315822_0001	E-mail thread between David Boghosian and Nicole Auty, dated February 4, 2019	The proposed reduction [REDACTED] is solicitor-client privileged and not “highly relevant” to the Terms of Reference. [REDACTED]
Tab 61 SPE_04310168_0001	E-mail thread between David Boghosian and Ron Sabo, dated February 4, 2019 to February 5, 2019	The two e-mails are solicitor-client privileged and not “highly relevant” to the Terms of Reference.
Tab 62 SPE_04312987_0001	E-mail thread between Nicole Auty and Rob Sabo, dated February 5, 2019	The e-mail from Mr. Sabo is solicitor-client privileged.  However, the privilege is waived by the Terms of Reference, specifically term (viii). The e-mail is “highly relevant” to the appropriate steps taken by the City’s counsel to disclose the Tradewind Report because it describes the preparation of Ms. Auty’s presentation to Council, and the changes made by Mr. Sabo in lead-up to the presentation.
Tab 63 SPE_04312086_0001	E-mail thread between Nicole Auty and Rob Sabo, dated February 5, 2019	The e-mail from Mr. Sabo is solicitor-client privileged.  However, the privilege is waived by the Terms of Reference, specifically term (viii). The e-mail is “highly relevant” to the appropriate steps taken by the City’s counsel to disclose the Tradewind Report because it describes the preparation of Ms. Auty’s presentation to Council, and the changes made by Mr. Sabo in lead-up to the presentation.
Tab 64 SPE_04312085_0001	E-mail thread between Nicole Auty and Rob Sabo, dated February 5, 2019	The e-mail from Mr. Sabo is solicitor-client privileged.  However, the privilege is waived by the Terms of Reference, specifically term (viii). The e-mail is “highly relevant” to the appropriate steps taken by the City’s counsel to disclose the Tradewind Report because it describes the preparation of Ms. Auty’s presentation to Council, and the changes made by Mr. Sabo in lead-up to the presentation.

Tab 66 SPE_04310162_0001	E-mail thread between Nicole Auty and David Boghosian, dated February 5, 2019	The City claims solicitor-client privilege over this document. However, any such privilege is waived because the e-mail thread is “highly relevant” to term (viii). It describes the steps taken to prepare for the disclosure of the Tradewind Report to Council.
Tab 70 SPE_04315806_0001	E-mail thread between David Boghosian and Nicole Auty, dated February 4, 2019 to February 5, 2019	Any privilege that attaches to the proposed redaction is waived because the e-mail thread describes the steps taken to prepare for the disclosure of the Tradewind Report to Council, and is thus “highly relevant” to term (viii).
Tab 71 SPE_04287914_0001	E-mail thread between Nicole Auty and David Boghosian, dated February 6, 2019	Any privilege that attaches to the proposed redactions is waived because the e-mail thread describes the steps taken to prepare for the disclosure of the Tradewind Report to Council, and is thus “highly relevant” to term (viii).
Tab 72 SPE_04247468_0001	Notes of Jasmine Graham, undated	Any privilege that attaches to the proposed redactions is waived because the notes are “highly relevant” to the questions of who knew about the Tradewind Report (term (vii)), whether appropriate steps were taken by City staff to disclose the Tradewind Report (and the information or recommendations contained therein) (term (viii)), and whether there were public safety concerns caused by the Tradewind Report (term (x)).
Tab 73 SPE_04312041_0001	E-mail thread between Geoffrey Tennant and Rob Sabo, dated February 6, 2019 to February 7, 2019	This e-mail thread is litigation privileged. The conversations took place on the same day as, or after, the release of the Tradewind Report to Council and the public. There is no information in the e-mail thread that is “highly relevant” to the Terms of Reference. Litigation privilege has thus not been waived.
Tab 75 HAM0054450_0001	Letter from David Boghosian to Nicole Auty, dated December 13, 2018	See reasons provided Tab 15.
Tab 75a HAM0054449_0001	E-mail from John McLennan to Kirk C. Boggs	The e-mail is unexplained by either of the parties. [REDACTED] [REDACTED] [REDACTED] [REDACTED]
Tab 76 SPE_04310089_0001	E-mail from Linda Clayton to Rob Sabo, dated February 7, 2019	The e-mail thread is litigation privileged. Since the e-mail thread is not “highly relevant” to the Terms of Reference, the privilege has not been waived.

<p>Tab 77 SPE_04287842_0001</p>	<p>E-mail thread between Nicole Auty and David Boghosian, dated February 8, 2019, [REDACTED] [REDACTED] [REDACTED]</p>	<p>The proposed redactions are solicitor-client privileged. This privilege has not been waived. The communications took place after the Tradewind Report was released to the public, and the safety concerns associated with the RHVP were already left to the direction of Council. The contents of the proposed redactions concern [REDACTED] [REDACTED] The e-mail thread with the proposed redactions is therefore not “highly relevant” to the Terms of Reference.</p>
<p>Tab 78 HAM0061901_0001</p>	<p>E-mail thread between Rob Sabo and Nicole Auty, dated February 8, 2019</p>	<p>The proposed redactions are solicitor-client privileged. This privilege has not been waived. The communications took place after the Tradewind Report was released to the public, and the safety concerns associated with the RHVP were already left to the direction of Council. The contents of the proposed redactions concern [REDACTED] [REDACTED] The e-mail thread with the proposed redactions is therefore not “highly relevant” to the Terms of Reference.</p>
<p>Tab 79 SPE_04312031_0001</p>	<p>E-mail thread between Nicole Auty, David Boghosian, and Ron Sabo, dated February 8, 2019</p>	<p>The proposed redactions are solicitor-client privileged. This privilege has not been waived. The communications took place after the Tradewind Report was released to the public, and the safety concerns associated with the RHVP were already left to the direction of Council. The contents of the proposed redactions concern [REDACTED] [REDACTED] The e-mail thread with the proposed redactions is therefore not “highly relevant” to the Terms of Reference.</p>
<p>Tab 80 SPE_04315898_0001</p>	<p>E-mail thread between Nicole Auty and David Boghosian, dated February 11, 2019, [REDACTED] [REDACTED] [REDACTED]</p>	<p>The proposed redaction is solicitor-client privileged. The information contained therein is not “highly relevant” to the RHVPI. [REDACTED] [REDACTED] The privilege has not been waived.</p>
<p>Tab 83 SPE_04552112_0001</p>	<p>Transcript from the examination of Stephen Cooper, a City representative, in <i>Melo et al. v. Vanderburgh et al.</i>, dated June 23, 2021</p>	<p>The transcript is not privileged, and therefore producible in response to the summons. The ultimate use of the transcript is up to the Commissioner.</p>
<p>Tab 84 SPE_04332690_0001</p>	<p>Transcript from the examination of Marco Oddi, a City representative, in <i>Hansen v. Bernat</i>, dated October 26, 2021</p>	<p>The transcript is not privileged, and therefore producible in response to the summons. The ultimate use of the transcript is up to the Commissioner.</p>
<p>Tab 85 SPE_04317040_0001  Tab 85a</p>	<p>Notes of David Boghosian, dated December 7, 2018</p>	<p>Different portions of the notes appear to attract solicitor-client privilege, litigation privilege, or both.  Regardless of the privilege, it has been waived by the Terms of Reference, specifically term (viii). The notes, which describe the information made available to Mr. Boghosian, are “highly relevant”</p>

SPE_04317040_0001		to the issue of the appropriateness of the steps taken by the City to disclose the report to Council after its discovery in 2018.
Tab 86 SPE_04552171_0001  Tab 86a SPE_04552171_0001	Notes of Nicole Auty, dated December 11, 2018 and December 14, 2018	Different portions of the notes appear to attract solicitor-client privilege, litigation privilege, or both. The notes describe the thought processes of internal and external counsel for the city.  Regardless of which privilege attaches, it has been waived by the Terms of Reference, specifically term (viii). The notes are “highly relevant” to an assessment of the appropriateness of the steps taken by the City after discovery of the Tradewind Report and prior to its disclosure to Council.
Tab 87 SPE_04317039_0001  Tab 87a SPE_04317039_0001	Notes of David Boghosian, dated December 11, 2018	Any privilege that attaches to Mr. Boghosian’s notes it has been waived by the Terms of Reference, specifically (vii), (viii), (x), and (xi).  The notes suggest that Mr. Boghosian informed Mr. Malone about the information and/or recommendations contained within the Tradewind Report, and as such, they are relevant to term (viii). Additionally, the notes are “highly relevant” to the assessment of whether Mr. Boghosian’s decision to contact Mr. Malone in December 2018 was appropriate, what safety concerns, if any, the City had, and how, if at all, the staff responded, i.e. terms (viii), (x), and (xi).
Tab 88 SPE_04552141_0001  Tab 88a SPE_04552141_0001	Notes of Ron Sabo, dated December 11, 2018	Different portions of the notes appear to attract solicitor-client privilege, litigation privilege, or both.  Regardless of which privilege attaches, it has been waived by the Terms of Reference, specifically (viii). The information known to Mr. Sabo at the time, and his thought processes, are “highly relevant” to the appropriateness of the steps taken by the City’s counsel prior to disclosure of the Tradewind Report.
Tab 89 SPE_04552166_0001  Tab 89a SPE_04552166_0001	Notes of Ron Sabo, undated	Any privilege that attaches to these notes has been waived by the Terms of Reference, specifically term (viii). The notes are undated. However, they are “highly relevant” to Mr. Sabo’s thought process on the disclosure of the Tradewind Report in December 2018, and can thus provide a basis for questioning him about the nature and timing of the disclosure.
Tab 90 SPE_04552169_0001  Tab 90a SPE_04552169_0001	Notes of Nicole Auty on Boghosian Opinion Letter, undated	Any privilege that attaches to these notes has been waived by the Terms of Reference, specifically term (viii). The notes are “highly relevant” to the inquiry into the appropriate of the steps taken by the City, including how internal counsel responded to Mr. Boghosian’s opinion letter about the potential challenges associated with forthcoming disclosure of the Tradewind Report.

Tab 91 SPE_04552142_0001  Tab 91a SPE_04552169_0001	Notes of Ron Sabo on Boghosian Opinion Letter, undated	Any privilege that attaches to these notes has been waived by the Terms of Reference, specifically term (viii) the notes are “highly relevant” to the inquiry into the appropriateness of the steps taken by the City, including how internal counsel responded to Mr. Boghosian’s opinion letter about the potential challenges associated with the forthcoming disclosure of the Tradewind Report.
Tab 93 SPE_04552163_0001  Tab 93a SPE_04552163_0001	Notes of Ron Sabo, undated	Any privilege that attaches to these notes has been waived by the Terms of Reference, specifically term (viii), (x), and (xi). The notes are undated. However, they seem to reflect Mr. Sabo’s thought processes around the disclosure of the Tradewind Report, and can provide a basis for questioning him about same. In addition, the notes are “highly relevant” to question Mr. Sabo about his reference to CIMA and consideration of the safety standards on the RHVP.
Tab 94 SPE_04319041_0001  Tab 94a SPE_04317041_0001	Notes of David Boghosian, dated January 8, 2019	Different portions of the notes appear to attract solicitor-client privilege, litigation privilege, or both.  Regardless of which privilege attaches, it has been waived by the Terms of Reference, specifically (viii). The notes are “highly relevant” to assess the appropriateness of the steps taken by the City, including any discussions about how to present the Tradewind Report to Council and the public.
Tab 96 SPE_04317042_0001  Tab 96a SPE_04317042_0001	Notes of David Boghosian, dated January 30, 2019	Any privilege that attaches to Mr. Boghosian’s notes has been waived by the Terms of Reference, specifically (viii) and (xi). The notes are “highly relevant” to the steps taken, specifically with respect to considerations of safety on the RHVP between the time Council became aware of the Tradewind Report and received disclosure of it.
Tab 97 SPE_04552155_0001  Tab 97a SPE_04552155_0001	Notes of Ron Sabo, dated January 30, 2019	Any privilege that attaches to Mr. Sabo’s notes have been waived by the Terms of Reference, specifically (viii), (x), and (xi). The notes are “highly relevant” to assess the appropriateness of the steps taken by the City between the time they informed Council about the existence of the Tradewind Report and the time they disclosed same. The notes seem to relate to the issue of safety on the RHVP.
Tab 98 SPE_04317043_0001  Tab 98a SPE_04317043_0001	Notes of David Boghosian, dated January 30, 2019	Different portions of the notes appear to attract solicitor-client privilege, litigation privilege, or both.  Regardless of which privilege attaches, it has been waived by the Terms of Reference, specifically (viii). The notes are “highly relevant” to question the appropriateness of the steps taken by the City with respect to the Tradewind Report.
Tab 99 SPE_04552154_0001  Tab 99a	Notes of Ron Sabo, dated January 30, 2019	Different portions of the notes appear to attract solicitor-client privilege, litigation privilege, or both.  Regardless of which privilege attaches, it has been waived by the Terms of Reference, specifically (viii), (x) and (xi). The notes are “highly relevant” to the appropriateness of the steps taken by the



SPE_04552153_0001		City with respect to the Tradewind Report. In addition, the notes relate to whether there was a need for safety measures on the RHVP.
Tab 101 SPE_04552160_0001  Tab 101a SPE_04552160_0001	Note of Ron Sabo, undated	Any privilege that attaches to this note is waived by the Terms of Reference, specifically (viii), (x), and (xi). The note reveals an additional question that Mr. Sabo wants to ask about Mr. Malone about the RHVP. As such, the notes are “highly relevant” to assess the appropriateness of steps taken concerning public safety risks on the RHVP.
Tab 104 SPE_04552290_0001	Letter from Belinda A. Bain to Diana Swaby [REDACTED] dated November 9, 2020	The letter is solicitor-client privileged. [REDACTED]  The contents of the letter are not “highly relevant” to the Terms of Reference. In addition, the letter post-dates the disclosure of the Tradewind Report to the public and Council.

APPENDIX N: RULING ON OFFICE OF THE AUDITOR GENERAL  
MOTION FOR DIRECTIONS (AMENDED)  
(COMMISSIONER WILTON-SIEGEL, SEPTEMBER 30, 2022)

September 30, 2022

**RULING ON OCA MOTION FOR DIRECTIONS**

**(Amended)**

**Mr. Justice Herman J. Wilton-Siegel**  
**Commissioner**

1. In this public inquiry, Commission Counsel served a summons dated August 10, 2022 on Domenic Pellegrini, Senior Investigator, Audit Services, in the Office of the Auditor of the City of Hamilton requiring him to give testimony on certain specific issues. The Office of the City Auditor has expressed the concern that the legislative scheme governing the Office does not provide the commissioner of a municipal public inquiry with the jurisdiction to issue such a summons. The Office of the City Auditor has therefore brought this motion for directions.

**Background to this Motion For Directions**

2. Pursuant to s. 274 of the *Municipal Act, 2001*, S.O. 2001, c. 25 (the “*Municipal Act*”), the City of Hamilton (the “City”) requested the appointment of a judge of the Superior Court of Justice to conduct an inquiry in accordance with Terms of Reference established by the City (the “Terms of Reference”). The Terms of Reference arose from the non-disclosure to the Council of the City (the “City Council”) of a report of Tradewind Scientific Ltd. (the “Tradewind Report”) regarding friction testing on the Red Hill Valley Parkway (the “RHVP”).

3. The Tradewind Report was provided to the Engineering Services Division of the Department of Public Works of the City in January 2014, appended to a report of Golder Associates Ltd. (“Golder”) delivered to the City at the same time (the “2014 Golder Report”). However, neither report was disclosed to City Council until February 6, 2019.
4. The undersigned was appointed as Commissioner of the public inquiry (the “RHVPI”) in May 2019 tasked with addressing a number of questions set out in the Terms of Reference, including the reasons for the non-disclosure of the existence of the Tradewind Report, the content of the Report, and the recommendations therein.
5. The RHVPI has received documents from the City regarding a “Value for Money Audit” conducted by the Office of the City Auditor (the “OCA”) which indicates that Domenic Pellegrini (“Pellegrini”) received a redacted copy of the 2014 Golder Report in or about November 2018 on behalf of the OCA in connection with this Audit. The information redacted from the 2014 Golder Report related to friction testing on the RHVP. Correspondence between Pellegrini and Gord McGuire, the Director of Engineering Services of the City (“McGuire”) indicates that McGuire directed that his office provide a redacted version of the 2014 Golder Report to the OCA on the advice of the City’s Legal Services Department and that such information was “related to friction testing and subject to an FOI/ MFIPPA request on that subject.”
6. The documents received by the RHVPI also suggest that, following discussions with McGuire, Pellegrini reviewed the unredacted 2014 Golder Report and its appendices, which included the Tradewind Report, and took copies of the redacted information on December 4, 2018. Commission Counsel anticipate that McGuire will testify as to the content of the discussions with Pellegrini prior to his review of the unredacted 2014 Golder Report regarding Pellegrini’s entitlement to take copies of the redacted information.
7. The documents received by the RHVPI further indicate that Pellegrini attended a meeting with Gary Moore, the former Director of Engineering Services of the City (“Moore”), on February 4, 2019. The 2014 Golder Report, including the appended Tradewind Report, were delivered to Moore in January 2014. During

his testimony before the RHVPI, Moore stated that he could not recall the subject-matter of the meeting and, in particular, whether it addressed friction levels or friction testing on the RHVP.

8. In its factum, Commission Council advised that it intended to limit its examination of Pellegrini to the following topics:
  - 1) A brief background on the Value for Money Audit;
  - 2) The events leading to, and the details regarding, Pellegrini's receipt of a redacted version of the 2014 Golder Report;
  - 3) Pellegrini's understanding of his agreement with McGuire regarding his review of an unredacted copy of the 2014 Golder Report and Tradewind Report, and his review of the reports on December 4, 2018; and
  - 4) Pellegrini's meeting with Moore on February 4, 2019.
9. In oral submissions, Commission Counsel submitted that the February 4, 2019 meeting between Pellegrini and Moore was no longer anticipated to form part of Commission Counsel's examination.
10. The summons issued to Pellegrini on August 22, 2022 (the "Summons") requires Pellegrini to attend and give testimony to the RHVPI on October 7, 2022. The OCA takes the position that an investigator in the OCA cannot be required to give evidence at an inquiry constituted under s. 274 of the *Municipal Act* and that the Summons must therefore be quashed for want of jurisdiction. With one qualification expressed by the City addressed below, the City does not take a position on this motion for directions.

### **The Summons Power of the RHVPI**

11. Section 274 of the *Municipal Act* sets out the provisions which govern a municipal public inquiry:

274 (1) If a municipality so requests by resolution, a judge of the Superior Court of Justice shall,

- (a) investigate any supposed breach of trust or other misconduct of a member of council, an employee of the municipality or a person having a contract with the municipality in relation to the duties or obligations of that person to the municipality;
  - (b) inquire into any matter connected with the good government of the municipality; or
  - (c) inquire into the conduct of any part of the public business of the municipality, including business conducted by a commission appointed by the council or elected by the electors.
- (2) Section 33 of the *Public Inquiries Act*, 2009 applies to the investigation or inquiry by the judge.
  - (3) The judge shall report the results of the investigation or inquiry to the council as soon as practicable.
  - (4) The council may hire counsel to represent the municipality and pay fees for witnesses who are summoned to give evidence at the investigation or inquiry.
  - (5) Any person whose conduct is called into question in the investigation or inquiry may be represented by counsel.
12. Section 33 of the *Public Inquiries Act*, 2009, S.O. 2009, c. 33, Sched. 6 (the “*Public Inquiries Act*”) grants a municipal inquiry the power to summons witnesses. The relevant provisions of that section are as follows:
- 33 (3) The person or body conducting the inquiry may require any person by summons,
- (a) to give evidence on oath or affirmation at the inquiry; or
  - (b) to produce in evidence at the inquiry such documents and things as the person or body conducting the inquiry may specify,
- relevant to the subject matter of the inquiry and not inadmissible in evidence under subsection (13).

...

- (13) Nothing is admissible in evidence at an inquiry that would be inadmissible in a court by reason of any privilege under the law of evidence.

### **The Relevant Duties and Powers of the OCA**

13. The OCA was appointed by the City in accordance with s. 223.19 of the *Municipal Act* and by-law 19-180 of the City (the “By-Law”). The OCA is responsible for, among other things, reporting to City Council and for assisting City Council in holding itself and its administrators accountable for the quality of stewardship over public funds and for the achievement of value for money in municipal operations. Section 223.19 (1.1) of the *Municipal Act* provides that the OCA “shall perform his or her responsibilities... in an independent manner”.

14. The investigative powers of the OCA are governed by s. 223.19 of the *Municipal Act*, the relevant provisions of which are as follows:

223.19 (1) Without limiting sections 9, 10 and 11, those sections authorize the municipality to appoint an Auditor General who reports to council and is responsible for assisting the council in holding itself and its administrators accountable for the quality of stewardship over public funds and for achievement of value for money in municipal operations.

(1.1) The Auditor General shall perform his or her responsibilities under this Part in an independent manner.

...

- (3) Subject to this Part, in carrying out his or her responsibilities, the Auditor General may exercise the powers and shall perform the duties as may be assigned to him or her by the municipality in respect of the municipality, its local boards and such municipally- controlled corporations and grant recipients as the municipality may specify.

...

- (5) The Auditor General may delegate in writing to any person, other than a member of council, any of the Auditor General's powers and duties under this Part.
- (6) The Auditor General may continue to exercise the delegated powers and duties, despite the delegation.
- (7) The Auditor General is not required to be a municipal employee.

...

223.21 (1) The Auditor General may examine any person on oath on any matter pertinent to an audit or examination under this Part. 2006, c. 32, Sched. A, s. 98.

- (2) Section 33 of the *Public Inquiries Act*, 2009 applies to an examination by the Auditor General.

15. On this motion, the OCA relies, among other provisions, on ss. 223.22 and 223.23 of the *Municipal Act*, which impose the following obligations of secrecy or confidentiality on the OCA:

223.22 (1) The Auditor General and every person acting under the instructions of the Auditor General shall preserve secrecy with respect to all matters that come to his or her knowledge in the course of his or her duties under this Part.

- (2) Subject to subsection (3), the persons required to preserve secrecy under subsection (1) shall not communicate information to another person in respect of any matter described in subsection (1) except as may be required,
  - (a) in connection with the administration of this Part, including reports made by the Auditor General, or with any proceedings under this Part; or
  - (b) under the *Criminal Code* (Canada).
- (3) A person required to preserve secrecy under subsection (1) shall not disclose any information or document disclosed to the Auditor



General under section 223.20 that is subject to solicitor- client privilege, litigation privilege or settlement privilege unless the person has the consent of each holder of the privilege.

- (4) This section prevails over the *Municipal Freedom of Information and Protection of Privacy Act*.

223.23 Neither the Auditor General nor any person acting under the instructions of the Auditor General is a competent or compellable witness in a civil proceeding in connection with anything done under this Part.

16. As discussed below, the OCA relies in part on the fact that both the OCA and the RHVPI are entitled to the benefit of s. 33 of the *Public Inquiries Act*.

### **Analysis and Conclusions**

17. In its factum, the OCA argues that the Summons is beyond the jurisdiction of the Commissioner of the RHVPI for the following interrelated reasons:
  - 1) That the OCA and the RHVPI are at law “equivalents” in the exercise of their powers with the result that the Summons seeks an examination that constitutes an “investigation of the investigator”;
  - 2) That the OCA has no “new” or “originating” evidence because the OCA was exercising powers under the *Public Inquiries Act* to collect the same evidence available to the RHVPI;
  - 3) That the OCA is statutorily independent from the City, which independence evaporates if its conduct is subject to subsequent review at the insistence of the same municipal council which appointed the independent Auditor General; and
  - 4) That, for policy reasons, the statutory provisions governing the jurisdiction of a municipal Auditor General should be interpreted to ensure that Auditors are not only independent but are seen to be independent.
18. Essentially, the OCA makes two principal arguments based respectively on the provisions of s. 223.22 of the *Municipal Act* regarding the obligation of

secrecy or confidentiality therein and on s. 223.19(1.1) of that Act regarding the independence of an Auditor General. I will address each of these submissions in turn after first dealing with two preliminary matters.

### **Preliminary Matters**

19. Before addressing the principal arguments of the OCA, I note the following two matters which are relevant to the determination made herein.
20. First, the OCA does not suggest that the testimony sought from Pellegrini is subject to any privilege, including without limitation the forms of privilege referred to in s. 223.22(3) of the *Municipal Act*.
21. Second, I am satisfied that the evidence sought by Commission Counsel is relevant. It will assist in reaching conclusions on the questions set out in the Terms of Reference in the following manner.
22. Under the Terms of Reference, the Commissioner is required to determine who received or was aware of the Tradewind Report after it was provided to the Engineering Services Division in January 2014 and after it came to the attention of McGuire in 2018. The Commissioner is also required to determine whether appropriate steps were taken to disclose the Tradewind Report once it was discovered by McGuire in 2018.
23. The first three topics identified for Pellegrini's testimony will cover how Pellegrini became aware of the 2014 Golder Report and the appended Tradewind Report and/or how, when or from whom the redacted report was provided to Pellegrini by November 27, 2018, all as part of the Value for Money Audit. Pellegrini's testimony will also cover the circumstances under which he reviewed the unredacted report and took copies of the redacted information for the OCA on December 4, 2018. Such information is not available through documents received by the RHVPI. This information is therefore directly relevant to the particular matters in the Terms of Reference described above.

**The Argument Based on the OCA's Obligation of Secrecy or Confidentiality**

24. The OCA's position is principally based on the secrecy obligation set out in s. 223.22(1) of the *Municipal Act*. I accept that Pellegrini's testimony may contain information over which he is required to maintain secrecy, subject to the statutory exceptions set out therein. However, I conclude that the provisions of s. 223.22 are not a bar to the production of information to the RHVPI under summons for the following reasons.
25. The legal significance of a statutory confidentiality provision was addressed in *Transamerica Life Insurance Co. v. Canada Life Assurance Co.*, 1995 CanLII 7258 (ON SC), at pp. 15-17. In addressing the operation of a comparable statutory confidentiality provision in the *Office of the Superintendent of Financial Institutions Act*, R.S.C. 1985, c. 18 (3rd Supp) in respect of a subpoena ordered by a court in a civil proceeding, Sharpe J., as he then was, held as follows:

..., even if these statutory promises of confidentiality do apply to the information sought here, in my view, a statutory promise of confidentiality does not constitute an absolute bar to compelling production of the documents and information in the possession and control of OSFI. I see no reason to give statutory confidentiality a higher degree of protection than any other form of confidentiality. There is no reason why Parliament should be taken to have adopted the legal category of confidentiality without intending that category to have in its ordinary legal meaning and effect. It is well established that confidential information may be subpoenaed and introduced in evidence if ordered by a court. The general rule is that although information is confidential, it must be produced unless the test laid down in *Slavutych v. Baker*, [1976] 1 S.C.R. 254 ... is met. Parliament could have provided that the information and documents at issue here could not be compelled by summons, but in my view, to accomplish this end, specific language to that effect would be required. (For discussion of statutes having this effect, see Bushnell, "Crown Privilege" (1973), 51 C.B.R. 551 at 552 - 555.) I see no reason to impute an intention to accomplish

that end where Parliament has adopted a recognized and established legal category which does not have that effect: see *Hogg, Liability of the Crown* (2nd ed. 1989) at p. 76:

Many statutes contain provisions that expressly make information confidential ...The scope of these provisions is a matter of interpretation in each case. Those provisions that specifically prohibit the introduction of evidence in court will obviously be effective to withhold the protected material from litigation. More commonly, however, such provisions prescribe confidentiality but say nothing specific about the introduction of evidence in court. Such provisions have been interpreted as not barring either the production of documents in court or oral testimony in court.  
(footnotes omitted)

26. The principle in *Transamerica Life* was applied in the decisions of Commissioner Goudge in *Ruling on the CPSO Motion for Directions* (October 10, 2007) at p. 8, Report on Inquiry into Pediatric Forensic Pathology in Ontario, Vol. 4, Appendix 16 at pp. 752-767 and Commissioner Linden in the earlier decision *Commissioner's Ruling Re: Motion by Ontario Provincial Police and Ontario Provincial Police Association* (August 15, 2005) at para. 29-33, Report of the Ipperwash Public Inquiry, Vol. 3, Appendix 13C at pp. 162-178. Each of these decisions addressed the question of whether statutory duties of secrecy or confidentiality bar compliance with a summons under the *Public Inquiries Act*, concluding that they did not.
27. In the present circumstances, there is similarly no language in the *Municipal Act* that expressly bars a summons compelling testimony by a representative of the OCA. In this regard, I also note that s. 223.22(4) of the *Municipal Act* provides that the duty of secrecy prevails over the *Municipal Freedom of Information and Protection Act*. In the absence of a similar provision providing that the OCA duty of secrecy prevails over the power to summons provided in

- s. 33 of the *Public Inquiries Act*, I do not think it is reasonable to impute such an intention to the Legislature.
28. In this regard, I also note the following features of the provisions of s. 223.22. First, among other purposes, the confidentiality obligation appears to allow the OCA to conduct its investigations free from any third party interference arising out of disclosure of any evidence provided to the OCA. There is, however, no right of any third party who provides information to the OCA to enforce confidential treatment of that information. Second, as the OCA acknowledged in the hearing on this motion, pursuant to the provisions of s. 223.19 (3) and the By- Law, City Council could request a report on the subject matters of the proposed examination of Commission Counsel. Any such report would necessarily involve disclosure of any erstwhile confidential information received by Pellegrini in the course of his investigation. Moreover, as suggested by Commission Counsel, it could reasonably be argued that, in setting the Terms of Reference, City Council has in substance requested that such a report be delivered in the form of testimony provided to the RHVPI. While the conclusions reached herein are not based on such an expansive interpretation of s. 223.22, the foregoing considerations should inform the issue of the intention of the Legislature in respect of the operation of s. 223.22 in the present circumstances.
29. Further, consistent with this conclusion, while s. 223.23 provides that neither the OCA nor any person acting under the instructions of the OCA is a competent or compellable witness in a civil proceeding in connection with anything done in carrying out its duties, there is no prohibition on the OCA being compelled to testify before a public inquiry for the reason that a public inquiry is neither a criminal trial nor a civil action for the determination of liability: see, for example, the decisions of Commissioner Goudge in *Ruling on the CPSO Motion for Directions* (October 10, 2007) at p.12-13, Report on Inquiry into Pediatric Forensic Pathology in Ontario, Vol. 4, Appendix 16 at pp. 752-767 and Commissioner Linden in the earlier decision *Commissioner's Ruling Re: Motion by Ontario Provincial Police and Ontario Provincial Police Association* (August 15, 2005) at para. 42-44, Report of the Ipperwash Public Inquiry, Vol. 3, Appendix 13C at pp. 162-178.

**The Argument Based on the Independence of the Auditor General**

30. The other argument of the OCA is that the independence of a municipal Auditor General will be compromised if its conduct is subject to subsequent review via a public inquiry called by the same municipal council which appointed the Auditor General. There are two aspects of this argument that will be addressed in turn.
31. First, the OCA argues that the OCA and the RHVPI are at law “equivalents” in the exercise of their powers and that, accordingly, there is a “jurisdictional conflict” that must be resolved in favour of the OCA in furtherance of the independence of the OCA. I accept that a municipal Auditor General and a public inquiry called by a municipality have independent powers of investigation which may extend to the same matters. I also accept that such independent powers of investigation are derived from the same source, being the provisions of s. 33 of the *Public Inquiries Act*.
32. However, the fact that two parties charged with the responsibility to conduct separate investigations have the same investigative powers does not, on its own, create a “jurisdictional conflict” between the two parties. In the present case, the subject matter of the Terms of Reference of the RHVPI and of the Value for Money Audit of the OCA, as it existed in 2018, are not substantially similar. It is not correct to characterize these investigations as “parallel investigations.” The only “overlap” between the two investigations consists of certain factual circumstances arising in the conduct of the OCA investigation that are relevant to the Terms of Reference of the RHVPI. The existence of such circumstances does not give rise to a “jurisdictional conflict” based on the subject matter of the investigations. Without suggesting that parallel investigations regarding the same subject matter would necessarily present a “jurisdictional conflict,” I do not see a basis for any such conflict in the present circumstances given these factual circumstances.
33. As a related matter, there is no requirement under s. 33 of the *Public Inquires Act* or s. 274 of the Municipal Act that the evidence sought from Pellegrini be “new” or “originating” evidence as the OCA suggests in its factum.

34. Further, insofar as the alleged “jurisdictional conflict” refers to the existence of inconsistent statutory provisions, I note that statutory provisions are not inconsistent unless they cannot stand together: see, for example, *Urban Outdoor Trans Ad. V. Scarborough (City)*, [2001] O.J. No. 261 (C.A.) at para. 21. In this case, there is nothing on the face of s. 33 of the *Public Inquiries Act* that supports the view that the existence of the same powers of investigation in favour of separate parties gives rise to any such inconsistency.
35. I also do not see any conflict between the summoning power in s. 33 of the *Public Inquires Act* and the statutory duty of secrecy under s. 223.22(2) of the *Municipal Act*. These provisions can stand together for the reason that there is no language in s. 223.22(2) that indicates that the latter provision is intended to be the complete code governing disclosure by the OCA for the reasons discussed above.
36. The second aspect of the OCA argument, and it appears its principal concern, is that the independence of the OCA, and its ability to conduct its investigations free from any concern for that independence, would be imperilled by an obligation to testify before a public inquiry regarding any such investigation. As a related matter, the OCA characterizes the circumstances in which an OCA investigator is compelled to testify as giving rise to “an investigation of the investigator”. While I accept the importance of maintenance of the integrity of the OCA as an entity independent of the City, I do not accept that either the independence of the OCA or the OCA’s appearance of independence is engaged in the present circumstances for the following reasons.
37. First, as a factual matter, the present circumstances do not engage the concern expressed by the OCA of an investigation of the investigator, as counsel for the OCA acknowledged at the hearing. As set out above, Commission Counsel seeks evidence that is limited to the actions of certain City employees regarding disclosure of the Tradewind Report and the 2014 Golder Report. Pellegrini’s evidence is sought entirely for the purpose of understanding and assessing the actions of such City employees in respect of disclosure of the Tradewind Report and the 2014 Golder Report after they became known to McGuire in 2018. The actions of the OCA, and Pellegrini in particular, in the Value for Money Audit are not the subject of the Terms of Reference. Accordingly, the



evidence is not sought for the purpose of assessing the appropriateness of such investigation or of any of Pellegrini's actions in conducting that investigation. In particular, the evidence does not, in any manner, address any decisions of the OCA in pursuing its investigation, the OCA conclusions after completing its investigation, or the decision-making process and rationale of the OCA related to any of the foregoing.

38. Second, given the analysis above, there is no basis on which it can reasonably be argued that a power to summons granted to a commissioner appointed to conduct a public inquiry under s. 274 of the *Municipal Act* would inhibit or constrain any investigation undertaken by the OCA. Because parties providing evidence to the OCA in the course of an investigation cannot enforce confidential treatment of such information and because the City as represented by City Council has the right to call for a report on matters otherwise subject to confidentiality, there is no obvious impact of a power of summons on the ability of the OCA to conduct an investigation.
39. Lastly, and most importantly, the OCA acknowledges that its principal concern is that a power of summons in favour of a public inquiry could be used by a municipal council in other circumstances to deprive the OCA of its independence in the conduct of an investigation. I accept that such independence is fundamental to the OCA's conduct of any investigation. However, the real concern of the OCA, as I understand it, is that the OCA could become the subject of "political attack and inquiry" after it commences, or after it has completed, an investigation. In respect of a municipal inquiry, the specific concern of the OCA is that City Council could use the threat of a public inquiry to investigate an OCA investigation as a means of controlling such investigation, thereby destroying the independence and/or perceived independence of the OCA investigation.
40. This is, as mentioned, a purely hypothetical concern as these circumstances are not presented in the current situation. I am not persuaded that this theoretical concern should inform the decision herein. In addition to practical and political constraints which may operate to prevent the occurrence of the scenario envisaged by the OCA, there are administrative law remedies that could be invoked in such circumstances that could directly address the exercise of the statutory power of a municipal council to call a public inquiry under the

*Municipal Act*. Such remedies would be properly targeted to the particular actions that jeopardize the independence of the OCA. In these circumstances, I do not agree that it is either necessary or desirable, as a policy matter, to interpret the provisions of ss. 223.19 and 223.22 to exclude or override a power of summons in favour of a municipal inquiry under s. 33 of the *Public Inquiries Act*. Furthermore, for the reasons addressed above, in the absence of any statutory basis for the OCA position that a power of summons is excluded in respect of confidential information, I do not think it is open to me to interpret ss. 223.19 and 223.22 in such manner.

### **Disposition of this Motion for Directions**

41. Accordingly, I decline the OCA's request to quash the Summons and direct that Pellegrini is required to comply with the Summons.
42. As noted above, Commission Counsel submitted that the February 4, 2019 meeting between Pellegrini and Moore is no longer anticipated to form part of Commission Counsel's examination. As such, I direct that the scope of Pellegrini's examination by Commission Counsel and by any of the other participants in the RHVPI (the "Participants") be limited to the first three topics set out at paragraph 8 above, subject to leave of the Commissioner.
43. I further direct that Commission Counsel shall confine its examination of Pellegrini in respect of the background to the Value for Money Audit to that information regarding the context of the Audit that is necessary for the remainder of his examination.
44. Although the City does not take a position on this motion, it has advised by a letter dated August 22, 2022 from its counsel in this matter that the City requests that the Participants be provided with any contemporaneous notes associated with any meetings or interviews of City staff in respect of which Pellegrini is directed to give evidence at the RHVPI. In oral submissions, counsel for the OCA and Commission Counsel advised that there are no such notes in respect of the three topics on which Commission Counsel has indicated that it seeks evidence from Pellegrini.

45. Lastly, in accordance with the RHVPI *Rules of Procedure*, Pellegrini's counsel may attend in such capacity during his testimony and question him following his examination by Commission Counsel and any Participant's counsel who may wish to cross-examine.



---

Mr. Justice Herman J. Wilton-Siegel  
Commissioner

September 30, 2022

APPENDIX O: REASONS AND DECISION ON MOTIONS  
FOR LEAVE TO FILE EXPERT EVIDENCE  
(COMMISSIONER WILTON-SIEGEL, DECEMBER 14, 2022)

December 14, 2022

**REASONS AND DECISION ON MOTIONS FOR LEAVE  
TO FILE EXPERT EVIDENCE****Mr. Justice Herman J. Wilton-Siegel  
Commissioner**

1. Commission Counsel has delivered expert reports of Gerardo Flintsch, dated November 22 (the “Flintsch Report”) and True North Safety Group, dated November 1, 2022 (the “TNS Report”). Golder Associates Ltd. (“Golder”) and the City of Hamilton (the “City”) have brought motions pursuant to Rule 32(d) of the Rules of Procedure of the Inquiry (the “Rules”) seeking leave to file responding reports.
2. On December 13, 2022, after submissions, I advised the Participants that I would be granting leave to deliver expert reports governing certain matters and that I would release my decision shortly addressing the remaining issues. This decision sets out my determinations regarding each of the matters in the proposed reports. It also sets a schedule for the delivery of the expert reports and dates for the public hearings respecting the evidence in these reports, as previously agreed to by the Participants. However, I note below that the schedule that has been directed may be affected by the scope of the City’s expert reports as currently proposed.

**Golder’s Motion for Leave to File an Expert Report**

3. The anticipated scope of the report of Golder’s technical expert, Dr. Hassan Baaj, is set out in a letter dated December 7, 2022 of Golder’s counsel (the “Golder Letter”). From his curriculum vitae, I accept that Dr. Baaj has expertise in materials engineering with a particular focus on asphalt.

4. Golder has proposed that Dr. Baaj’s report provide certain opinions regarding the significance to be attached to the testing in 2007 and 2017 of the aggregate used in the stone mastic asphalt (the “SMA”) placed on the Red Hill Valley Parkway (the “RHVP”). Dr. Baaj’s opinions on these matters will be based on the evidence before the Inquiry supplemented only by scientific or technical evidence in the form of papers or studies supporting his opinion. As Golder’s legal counsel advised in her submissions, the proposed report will supplement the evidence in the Flintsch Report regarding the testing of the aggregate. The issues addressed in the Flintsch Report and the proposed opinion of Dr. Baaj are relevant to the Terms of Reference that address friction testing on the RHVP and more generally the state of the RHVP and safety concerns pertaining to the RHVP.
5. Accordingly, leave is granted to Golder to provide an expert report of Dr. Baaj on the issues addressed in the Golder Letter on the basis described above. However, counsel for Golder and the City should confer to avoid duplication in accordance with paragraph 15 below.

**The City’s Motion for Leave to File Expert Reports**

6. The City seeks leave to file expert reports of Mr. David Hein and Mr. Dewan Karim. The specific issues that these experts are intended to address, and their anticipated evidence on these issues, are set out in Appendices A and B, respectively, to a letter dated December 7, 2022 of the City’s counsel, which also sets out the principal reasons for the City’s submission that leave ought to be granted. I will address the City’s motion dealing with Mr. Hein’s proposed report and Mr. Karim’s report collectively as they raise certain common issues.
7. I accept that the issues proposed to be addressed in paragraphs 1(A), (B), (C) and 4 of Appendix A involve Mr. Hein’s opinions regarding certain matters that fall within his expertise or experience as a consulting engineer specializing in pavement design and materials engineering among other areas. As the City’s legal counsel advised in his submissions, Mr. Hein’s opinions in these matters will be based on the evidence before the Inquiry supplemented only by scientific or technical evidence in the form of papers or studies supporting his opinion. They address conclusions in the Flintsch Report and are relevant to the Terms

of Reference that relate to friction testing on the RHVP and, more generally, to the safety of the RHVP, including the actions of City staff in addressing traffic safety on the roadway.

8. Similarly, I accept that the issues proposed to be addressed in paragraphs 1(A) and (B) of Appendix B involve Mr. Karim's opinions regarding certain matters that fall within his expertise as a transportation safety engineer. As the City's legal counsel advised in his submissions, Mr. Karim's opinions on these matters will be based on the evidence before the Inquiry – supplemented only by technical evidence in the form of papers or studies or industry guidelines that support his opinions. They address conclusions in the TNS Report and are relevant to the Terms of Reference that relate to traffic safety on the RHVP and to City staff actions in addressing such matters.
9. Accordingly, leave is granted to the City to provide expert reports of Mr. Hein and Mr. Karim on the issues addressed above on the foregoing basis.
10. The issues proposed to be addressed by Mr. Hein in paragraphs 1(D) and 1(E) of Appendix A were clarified at the hearing. As so clarified, they relate respectively to whether the Tradewind Report could be relied upon in the context in which, and for the purposes for which, it was delivered and to whether it is reasonable for a municipality to rely upon the standard of FN (30) in testing of the nature conducted by the Ministry of Transportation for the Province of Ontario (the "MTO") rather than the standard applied in the Tradewind Report. As I understand the City's submissions, in rendering his opinions on these issues Mr. Hein will be relying on evidence already before the Inquiry supplemented only by his personal understanding of facts pertaining to the standard in Ontario regarding friction levels on a roadway and of the standard applied in the Tradewind Report.
11. Accordingly, leave is granted to the City to provide a report of Mr. Hein on these issues on the foregoing basis.
12. Paragraph 2 of Appendix A contemplates an opinion from Mr. Hein containing evidence as to why Ontario municipalities do not have friction management programs. It also contemplates that Mr. Hein will speak to the challenges

of addressing friction-related issues at the municipal level. I note that the evidence before the Inquiry to date indicates that there are no municipalities in Ontario that have adopted friction management programs. I also note that, to the extent this issue is relevant, it pertains only to municipalities in Ontario that are responsible for freeways comparable to the RHVP.

13. It is not clear that this evidence is necessary to address the Terms of Reference of the Inquiry. However, I acknowledge that the proposed evidence raises an issue that could be of relevance to the City on a going-forward basis as a matter of policy, among other things.
14. More significantly, it is not clear that Mr. Hein is the best source of the evidence which the City seeks to put before the Inquiry. I understand he was a consultant to many municipalities, but he does not have personal experience as a public servant employed by a municipality. If the Inquiry is to receive evidence regarding why Ontario municipalities do not have friction management programs and/or the asserted challenges of addressing friction-related issues at the municipal level, that evidence should come from those with personal and direct experience and responsibility for municipal freeways. For these reasons, I do not grant leave to the City to file a report from Mr. Hein on this contemplated evidence. However, if the City concludes that the cost and possible delay in the Inquiry's process of adducing the contemplated evidence justifies obtaining such evidence, it is entitled under Rule 32(b) of the *Rules* to propose alternative witness(es) having more direct municipal experience in respect of the current practice and utility of friction- management programs for municipal freeways.
15. The anticipated opinion of Mr. Hein contemplated in paragraph 3 of Appendix A pertaining to the significance to be attached to the PSV testing of the aggregate in the SMA cores taken from the RHVP in December 2017 overlaps to a considerable extent with the proposed report of Dr. Baaj. I also grant leave to the City to file a report on this issue. However, in order to avoid duplication, City counsel and Golder's counsel should confer to minimize if not exclude any such overlap. I also note that, for efficiency in the public hearings, I may limit examination on these reports to the extent that the reports fail to address this duplication.



16. The opinions of Mr. Hein and Mr. Karim in paragraph 5 of the Appendix A and paragraph 3 of Appendix B, respectively, appear to deal with the same matters and raise the same question. In each case, the City has submitted that Mr. Hein and Mr. Karim intend to opine that the relative contributions of various factors to the causation of any individual accident requires an accident reconstruction of that particular accident. In each case the proposed experts will also opine that the contributory factors to wet road collisions cannot be ranked in any generalized manner. It is less clear whether it is also intended that either or both of these proposed experts will provide an opinion that it is not meaningful to identify contributory factors to wet road accidents on the RHVP in a generalized manner in the absence of accident reconstruction reports.
17. As I understand the City's submissions, in rendering their opinions on these issues Mr. Hein and Mr. Karim will be relying solely on evidence already before the Inquiry. On this basis, leave is granted to the City to include the contemplated opinions in the reports of Mr. Hein and Mr. Karim.
18. I note however that the approach of both CIMA Canada Inc. ("CIMA") in their reports to the City in 2015 and 2018 and of City staff, which adopted CIMA's approach in those reports, was based on an analysis of overall contributory factors to accidents on the RHVP and in particular to accidents under wet road conditions. The City has not previously indicated that it was considering challenging this approach to traffic safety of its own consultants and staff through expert reports. I have therefore pointed out to City counsel that, if the City's experts adopt this position in either of the proposed expert reports, it would be necessary to give serious consideration to permitting witnesses who wish to address this position an opportunity to respond in some manner if they so desire. Inevitably, therefore, any such development could entail further significant timing and cost consequences to the Inquiry.
19. The last item to be addressed is paragraph 2 of Appendix B. Mr. Karim's proposed evidence addresses two issues pertaining to the data set upon which the TNS Report drew certain conclusions, the second of which could also attract material timing and cost consequences for the Inquiry.

20. The first matter pertains to alleged limitations regarding the drawing of conclusions respecting the state of the roadway surface pre-resurfacing in 2019 from data obtained regarding the roadway surface post-resurfacing. This is a matter of opinion evidence based solely on the factual evidence before the Inquiry. It is relevant for the Terms of Reference relating to friction testing on the RHVP and to safety concerns related to the friction levels of the roadway after discovery of the Tradewind Report in the autumn of 2018. Accordingly, leave is granted to the City to deliver a report addressing this issue.
21. The second matter is, as mentioned, more problematic. The City advises that Mr. Karim has obtained collision statistics in respect of his view of a comparator roadway from the City of Toronto (the Don Valley Parkway) and is seeking further collision statistics from the MTO via a Freedom of Information request which has already been filed. Using this data, Mr Karim proposes to provide an analysis of overall mainline collision rates and wet road collision rates comparing the experience of the Don Valley Parkway with the experience of the RHVP. Mr. Karim has sought collision data for MTO-highway segments for a similar analysis. The City anticipates that his evidence will be that the RHVP total mainline collision rates and wet road collision rates for the entire length are overall relatively lower than the Don Valley Parkway. As such, it appears that Mr. Karim intends to challenge the conclusions of CIMA regarding the relative mainline collision rates and the existence of disproportionate wet road accident rates on the RHVP. These conclusions were set out in CIMA's various reports to the City, and in City staff's reports to City Council which adopted these conclusions and made recommendations upon such conclusions.
22. The MTO has objected to this proposed opinion on the grounds that it may involve findings regarding the safety of MTO highways, which fall outside of the Terms of Reference of the Inquiry. While I appreciate that there is an argument that the Terms of Reference may not extend to findings regarding the safety of MTO highways, I am not persuaded that this potential limitation on the scope of the Terms of Reference would, in any event, be engaged by the evidence and findings in the contemplated opinion of Mr. Karim. Any finding that the RHVP collision experience compares favourably to that of any MTO highway is not by itself a finding that the MTO highway is unsafe.

23. However, the manner in which the City proposes to introduce this evidence raises potential concerns regarding the criteria for selection of the comparator roadways, or segments thereof, as well as regarding the range and nature of the data included in the database to be used in such comparisons and/or the methodologies applied. Further, there has been no prior indication of the City's intention to seek to introduce such evidence which involves collision data not before the Inquiry, and the City did not put it to any of the witnesses who have appeared before the Inquiry. Accordingly, it is possible that one or more witnesses will ask to respond to any report prepared by Mr. Karim. In addition, the data obtained by Mr. Karim relating to the Don Valley Parkway has not yet been provided to Commission Counsel nor to the Inquiry's retained experts. In order to ensure the Inquiry has appropriate evidence before it, I would expect that Commission Counsel would want its own experts to have access to this data, and that Commission Counsel may decide to file a responding expert report. I note that proceeding in this manner has the potential for further material timing and cost consequences for the Inquiry.
24. Given that the City has called this Inquiry, I am reluctant to prevent the City from putting forward this evidence if, in its considered opinion, this evidence is necessary notwithstanding such timing and cost implications. However, if it proposes to do so, the City will be required to make available to Commission Counsel and any Participant who so requests:
- a. a copy of any Freedom of Information Request or other request filed with the City of Toronto or the MTO seeking data for the purposes of Mr. Karim's analysis, within 2 days of any such request, and
  - b. all data received from the City of Toronto, within 2 days of any such request, and from the MTO, within two days of receipt thereof by Mr. Karim and/or City counsel.

I also direct the City to advise Commission Counsel no later than noon on December 22 whether it intends to produce a report of Mr. Karim on these issues on the basis described above.

25. Subject to the foregoing, leave is granted to the City to include a report in respect of such comparator information in the report of Mr. Karim.

## Schedule

26. The schedule for delivery of expert reports and dates for the public hearings and closing oral submissions, all of which were previously agreed to between Commission Counsel and the Participants, is as follows:
- a. Participant expert reports to be delivered by February 1, 2023. These are the reports for which I granted leave in this decision;
  - b. Phase 2 hearings to be heard on February 16-17 and 21-23, 2023;
  - c. Written closing submissions by Participants to be delivered by March 10, 2023; and
  - d. Oral closing submissions to be heard on March 22-24, 2023.
27. However, as stated above, this schedule, except for the February 1, 2023 date for delivery of the reports of Dr. Baaj, Mr. Hein, and Mr. Karim, may be affected by the scope of the City's expert reports as currently proposed. If so, I will provide additional directions.



---

**Mr. Justice Herman J. Wilton-Siegel**  
**Commissioner**

**December 14, 2022**

## APPENDIX P: INDEX OF CERTAIN REFERENCED INDIVIDUALS

This list sets out the names and relevant positions of certain individuals referenced in Chapters 1 to 13 of this Report, who were centrally involved in the events at issue in this Inquiry’s mandate. Timing information is provided for certain individuals’ roles over time where relevant. This list does not include all individuals referenced in the Report. However, each individual referenced in the Report is introduced in each chapter by their full name and position at the relevant time.

An asterisk indicates those individuals who gave evidence to the Inquiry.

Chapter 4 of this Report provides additional information about the roles and responsibilities of certain City staff and elected officials set out below. In addition, a chart of the individuals who held positions as Mayor or councillor during the time periods relevant to this Inquiry is included as **Figure 4c** in Chapter 4.

Individual	Title	Referenced in Chapter(s)
<b>Andoga, Richard*</b>	Senior Project Manager, Infrastructure Programming, Asset Management, Engineering Services, Environment & Sustainable Infrastructure Division, Public Works, Hamilton (until late 2012/early 2013)  Senior Project Manager, Infrastructure Programming, Asset Management, Engineering Services, Public Works, Hamilton (late 2012/early 2013 onwards)	4, 5, 6, 7, 8, 11
<b>Applebee, Brian*</b>	Project Manager, Transportation, CIMA	6, 12
<b>Auty, Nicole*</b>	City Solicitor, Legal Services, Finance & Corporate Services, Hamilton	4, 10, 11, 12
<b>Baaj, Dr. Hassan*</b>	Director of the Centre for Pavement & Transportation Technology, University of Waterloo [Expert in the Inquiry]	1, 2, 3, 8, 12, 13

<b>Baker, Janice</b>	Chief Administrative Officer for the Region of Peel [Expert in the Inquiry]	12, 13
<b>Bartley, Daniell</b>	Solicitor, Dispute Resolution, Legal Services, Finance & Corporate Services, Hamilton	10, 11
<b>Becke, Mike*</b>	Project Manager, Design, Engineering Services, Environment & Sustainable Infrastructure Division, Public Works, Hamilton (until late 2012/early 2013)  Project Manager, Design, Engineering Services, Public Works, Hamilton (late 2012/ early 2013 to 2016)  Senior Project Manager, Design, Engineering Services, Public Works, Hamilton (2016 onwards)	4, 5, 7, 8, 9, 10, 11, 12
<b>Bell, Heather*</b>	Senior Bituminous Engineer, Bituminous Section, Materials Engineering & Research Office, Highway Standards Branch, Provincial Highways Management Division, MTO	8, 9
<b>Bentley, Kevin*</b>	Executive Director & Chief Engineer, Highway Standards Branch, Provincial Highways Management Division, MTO	3, 11
<b>Boghosian, David*</b>	Managing Partner, Boghosian & Allen LLP	10, 11, 12
<b>Bratina, Bob</b>	Mayor of Hamilton	4
<b>Brown, Charles</b>	Auditor General, Office of the Auditor General (Audit Services), City Manager's Office, Hamilton	4, 10, 11
<b>Brownlee, Russell*</b>	President & Transportation Safety Engineer, True North Safety Group [Expert in the Inquiry]	1, 2, 12, 13
<b>Cameron, Diana*</b>	Administrative Assistant to the Director of Engineering, Engineering Services, Public Works, Hamilton	6, 8, 9, 10

<b>Clark, Brad</b>	Ward 9 Councillor, Hamilton	4, 6, 9, 11
<b>Collins, Chad</b>	Ward 5 Councillor, Hamilton	4, 6, 7, 9, 11
<b>Conley, Doug*</b>	Ward 9 Councillor, Hamilton	4, 7, 8
<b>Cooper, Stephen*</b>	<p>Project Manager, Traffic Engineering, Traffic Operations &amp; Engineering; Energy, Fleet &amp; Traffic; Corporate Assets &amp; Strategic Planning, Public Works, Hamilton (until February 2017)</p> <p>Project Manager, Traffic Engineering, Traffic Operations &amp; Engineering, Transportation, Public Works, Hamilton (February 2017 to 2018)</p> <p>Project Manager, Traffic Engineering, Traffic Operations &amp; Engineering, Roads &amp; Traffic, Public Works, Hamilton (2018 to February 2019)</p>	4, 6, 7, 8, 9, 11
<b>Crawford, Colleen</b>	Senior Law Clerk, Shillingtons LLP	8, 9, 12
<b>Danko, John-Paul*</b>	Ward 8 Councillor, Hamilton	4, 9, 11
<b>Davis, Gerry*</b>	General Manager, Public Works, Hamilton	4, 5, 6, 7, 8, 12
<b>Delos Reyes, Andro*</b>	Senior Pavement & Materials Geotechnical Technologist, Golder	2, 3, 5, 12
<b>Dziedziejko, Tom</b>	General Manager, AME, Aecon Materials Engineering Corp. (in 2014)	6, 7, 9, 12
<b>Edwards, Debbie*</b>	Deputy City Solicitor; Commercial, Development and Policy, Legal & Risk Management Services, Finance & Corporate Services, Hamilton	4, 9, 10, 12
<b>Eisenberger, Fred*</b>	Mayor of Hamilton	4, 7, 8, 9, 10, 11, 12
<b>Farr, Jason</b>	Ward 2 Councillor, Hamilton	4, 7, 9, 11



<p><b>Ferguson, David*</b></p>	<p>Superintendent, Traffic Engineering, Traffic Operations &amp; Engineering; Energy, Fleet &amp; Traffic; Corporate Assets &amp; Strategic Planning; Public Works, Hamilton (until February 2017)</p> <p>Superintendent, Traffic Engineering, Traffic Operations &amp; Engineering, Transportation, Public Works, Hamilton (February 2017 to 2018)</p> <p>Superintendent, Traffic Engineering, Traffic Operations &amp; Engineering, Roads &amp; Traffic, Public Works, Hamilton (2018 to February 2019)</p> <p>Superintendent, Traffic Safety, Transportation Operations, Transportation Operations &amp; Maintenance, Public Works, Hamilton (February 2019 onwards)</p>	<p>4, 6, 7, 8, 9, 10, 11, 12</p>
<p><b>Ferguson, Lloyd</b></p>	<p>Ward 12 Councillor, Hamilton</p>	<p>4, 7, 9, 11</p>
<p><b>Field, Mike*</b></p>	<p>Project Manager, Street Lighting &amp; Electrical Engineering, Geomatics &amp; Corridor Management, Engineering Services, Public Works, Hamilton (until 2017)</p> <p>Senior Project Manager, Lighting &amp; Electrical, Geomatics &amp; Corridor Management, Engineering Services, Public Works, Hamilton (2017 to February 2019)</p>	<p>4, 6, 7, 8, 9, 11, 12</p>
<p><b>Flintsch, Dr. Gerardo*</b></p>	<p>Director of the Center for Sustainable and Resilient Infrastructure, Virginia Tech Transportation Institute and the Dan Pletta Professor of Engineering, Via Department of Civil and Environmental Engineering, Virginia Polytechnic Institute and State University</p>	<p>1, 2, 3, 7, 12, 13</p>
<p><b>Gagnon, Estel</b></p>	<p>Chef Section Qualite, Demix Agrégats</p>	<p>3</p>
<p><b>Gamble, Peter*</b></p>	<p>Manager, Plants, Equipment &amp; Technology, Dufferin</p>	<p>2, 3</p>

<b>Gorman, Bob*</b>	Senior Aggregate Engineering Officer, Soils & Aggregates Section, Materials Engineering & Research Office, Highway Standards Branch, Provincial Highways Management Division, MTO	1, 3, 12
<b>Graham, Jasmine*</b>	Communications Officer (Public Works), Strategic Partnerships & Communications, City Manager's Office, Hamilton	3, 7, 8, 9, 10, 11, 12
<b>Green, Matthew</b>	Ward 3 Councillor, Hamilton	4, 7
<b>Hadayeghi, Dr. Ali</b>	Partner, Director, Transportation, CIMA Partner, Vice-President, Transportation, CIMA	6, 9, 10, 11
<b>Hainer, David*</b>	Site Supervisor, Dufferin	2, 3
<b>Hein, David*</b>	Principal Engineer, Vice-President, Transportation, ARA (until 2020) President & Principal Engineer, 2737493 Ontario Limited (January 2020 onwards) [Expert in the Inquiry]	1, 3, 7, 8, 12, 13
<b>Henderson, Dr. Vimy*</b>	Pavement & Materials Engineer, Golder	1, 3, 5, 6, 7, 9, 10
<b>Hertel, John*</b>	Director, Strategic Partnerships & Communications, City Manager's Office, Hamilton	10, 11
<b>Hogarth, Michael</b>	Field Testing Technician, Tradewind	6
<b>Horwath, Andrea</b>	Mayor of Hamilton	4
<b>Izadpanah, Dr. Pedram*</b>	Associate Partner, Senior Project Manager, Transportation, CIMA (until July 2018) Partner, Vice President, Transportation Engineering Services (TES) (July 2018 onwards)	8, 9, 12

<b>Jackson,</b> Tom*	Ward 6 Councillor, Hamilton	4, 5, 6, 7, 8, 9, 11
<b>Jacob,</b> Susan*	Manager, Design, Engineering Services, Environment & Sustainable Infrastructure Division, Public Works, Hamilton (until late 2012/early 2013)  Manager, Design, Engineering Services, Public Works, Hamilton (late 2012/early 2013 onwards)	4, 5, 8, 9, 10, 11, 12
<b>Jacobson,</b> Kris	Superintendent, Traffic Operations, Traffic Operations & Engineering; Energy, Fleet & Traffic; Corporate Assets & Strategic Planning, Public Works, Hamilton	6, 7
<b>Janicas,</b> Paul*	Senior Quality Control Lab Supervisor (Bituminous), Dufferin	2, 3
<b>Johnson,</b> Aidan	Ward 1 Councillor, Hamilton	4, 7
<b>Johnson,</b> Brenda	Ward 11 Councillor, Hamilton	4, 7, 9, 11
<b>Karim,</b> Dewan*	Practice Lead of the Transportation Engineering & Safety Group, 30 Forensic Engineering [Expert in the Inquiry]	2, 12, 13
<b>Kirchknopf,</b> Gary	Senior Project Manager, Traffic Planning, Geomatics & Corridor Management, Engineering Services, Public Works, Hamilton	6
<b>Lane,</b> Becca*	Senior Pavement Design Engineer, Pavements & Foundations Section, Materials Engineering & Research Office, Highway Standards Branch, Provincial Highways Management Division, MTO (until some time in 2007)  Head, Pavements & Foundation Section, Materials Engineering & Research Office, Highway Standards Branch, Provincial Highways Management Division, MTO (2009 to 2011)	3, 11, 12

	Manager, Materials Engineering & Research Office, Highway Standards Branch, Provincial Highways Management Division, MTO (2013 onwards)	
<b>Lee, Stephen*</b>	Head, Pavements & Foundations Section, Materials Engineering & Research Office, Highway Standards Branch, Provincial Highways Management Division, MTO	3, 11, 12
<b>Lezau, Dana</b>	Solicitor, Dispute Resolution, Legal Services, Finance & Corporate Services, Hamilton	8, 10, 11
<b>Lupton, Geoff*</b>	Director, Energy, Fleet & Traffic; Corporate Assets & Strategic Planning, Public Works, Hamilton	4, 6, 7, 8, 12
<b>MacNeil, Byrdena*</b>	Solicitor, Dispute Resolution, Legal Services, Finance & Corporate Services, Hamilton	4, 10, 11, 12
<b>MacNeil, Peter*</b>	Chief Security & Technology Architect, Information Technology, Finance & Corporate Services, Hamilton	11
<b>Malone, Brian*</b>	Partner, Vice-President, Transportation, CIMA	6, 7, 8, 9, 10, 11, 12
<b>Maranzan, Walter</b>	Contract Administrator, Philips	2
<b>Marciello, Frank*</b>	Pavement Evaluation Supervisor, Pavements & Foundations Section, Materials Engineering & Research Office, Highway Standards Branch, Provincial Highways Management Division, MTO	1, 3
<b>Mater, John*</b>	Director, Corporate Assets & Strategic Planning, Public Works, Hamilton (late 2012/ early 2013 to February 2017)  Interim General Manager, Public Works, Hamilton (April to September 2016)	4, 6, 7, 8, 11, 12

	<p>Associate General Manager &amp; Director, Transportation, Public Works, Hamilton (February 2017 to 2018)</p> <p>Associate General Manager, Public Works, Hamilton (2018)</p>	
<b>Matthews-Malone, Betty*</b>	<p>Director, Operations, Public Works, Hamilton (until 2018)</p> <p>Director, Roads and Traffic, Public Works, Hamilton (January to August 2018)</p>	4, 7, 8, 9, 10
<b>McGuire, Gord*</b>	<p>Manager, Geomatics &amp; Corridor Management, Engineering Services, Public Works, Hamilton (until June 2018)</p> <p>Director, Engineering Services, Public Works, Hamilton (June 2018 onwards)</p>	2, 4, 6, 7, 8, 9, 10, 12
<b>McKinnon, Dan*</b>	<p>General Manager, Public Works, Hamilton</p>	3, 4, 8, 9, 10, 11, 12
<b>McLennan, John*</b>	<p>Manager, Risk Management, Finance &amp; Corporate Services, Hamilton (until April 2018)</p> <p>Manager, Risk Management, Legal &amp; Risk Management Services, Finance &amp; Corporate Services, Hamilton (April 2018 onwards)</p>	4, 6, 8, 9, 10, 11, 12
<b>Merulla, Sam*</b>	<p>Ward 4 Councillor, Hamilton</p>	2, 4, 7, 8, 9, 11, 12
<b>Moore, Gary*</b>	<p>Senior Project Manager, East-West North-South Transportation Corridor Project, Region of Hamilton-Wentworth (1988 to 1993)</p> <p>Manager, Special Project Office, Region of Hamilton-Wentworth (1993 to 2000)</p> <p>Manager, Design, Capital Planning &amp; Implementation, Public Works, Hamilton (2001 to 2009)</p>	2, 3, 4, 5, 6, 7, 8, 9, 10, 11, 12

	<p>Manager, Design, Red Hill Valley Project, Public Works, Hamilton (2002 to 2007)</p> <p>Director, Engineering Services, Environment &amp; Sustainable Infrastructure Division, Public Works, Hamilton (2009 to 2012)</p> <p>Director, Engineering Services, Public Works, Hamilton (2012 to May 2018)</p> <p>Senior Technical Lead, City of Hamilton LRT Project (June 2018 onwards)</p>	
<b>Murray, Chris*</b>	<p>Environmental Planner, Special Projects Office, Regional Municipality of Hamilton-Wentworth</p> <p>Director, Red Hill Valley Project, Public Works, Hamilton (2003 to June 2007)</p> <p>City Manager, Hamilton (2008 to August 2018)</p>	2, 4, 8, 12
<b>Nann, Nrinder</b>	Ward 3 Councillor, Hamilton	4, 9, 11
<b>Nunn, Derek*</b>	Division Manager, Asphalt Emulsions, Norjohn Contracting, Walker Industries	7
<b>O'Reilly, Nicole</b>	Reporter, Hamilton Spectator	8, 9, 10, 11
<b>Oddi, Marco*</b>	<p>Project Manager, Special Projects Office, Regional Municipality of Hamilton-Wentworth (1991 to 2001)</p> <p>Senior Project Manager, Red Hill Valley Project, Public Works (2003 to 2007)</p> <p>Senior Project Manager, Construction Management, Construction, Engineering Services, Environment &amp; Sustainable Infrastructure Division, Public Works, Hamilton (March 2009 until late 2012/early 2013)</p>	2, 3, 4, 5, 6, 7, 8, 9, 10, 11

	Senior Project Manager, Construction, Engineering Services, Public Works, Hamilton (late 2012/early 2013 to January 2016)  Manager, Construction, Engineering Services, Public Works, Hamilton (January 2016 onwards)	
<b>Paparella, Stephanie*</b>	Legislative Coordinator, Office of the City Clerk, Finance & Corporate Services, Hamilton	11
<b>Partridge, Judi</b>	Ward 15 Councillor, Hamilton	4, 7, 9, 11
<b>Pasuta, Robert</b>	Ward 14 Councillor, Hamilton	4, 7
<b>Pauls, Esther</b>	Ward 7 Councillor, Hamilton	4, 9, 11
<b>Pearson, Maria</b>	Ward 10 Councillor, Hamilton	4, 7, 9, 11
<b>Pellegrini, Domenic*</b>	Senior Internal Auditor, Office of the Auditor General (Audit Services), City Manager's Office, Hamilton	4, 9, 10, 11
<b>Perusin, Dennis</b>	Senior Project Manager, Construction, Engineering Services, Public Works, Hamilton	8
<b>Petzold, Geoff*</b>	Project Manager, Transportation, CIMA	11
<b>Raymond, Dr. Chris*</b>	Senior Pavement Design Engineer, Pavements & Foundations Section, Materials Engineering & Research Office, Highway Standards Branch, Provincial Highways Management Division, MTO (2007 to 2009)	1, 2, 3, 12
<b>Recine, Jen</b>	Manager, Communications, Strategic Partnerships & Communications, City Manager's Office, Hamilton	10, 11, 12



<b>Renaud, Tyler</b>	Project Manager, Construction Quality Assurance, Construction, Engineering Services, Public Works, Hamilton	8, 10
<b>Ribaric, Robert</b>	Assistant to Ward 9 Councillor Doug Conley, Hamilton	8
<b>Rizvi, Rabiah*</b>	Pavement & Materials Engineering Analyst, Golder	6, 8
<b>Rogers, Chris*</b>	Manager, Soils & Aggregate Section, Materials Engineering & Research Office, Highway Standards Branch, Provincial Highways Management Division, MTO	1, 3
<b>Sabo, Ron*</b>	Deputy City Solicitor, Dispute Resolution, Legal Services, Finance & Corporate Services, Hamilton	4, 8, 9, 10, 11, 12
<b>Salek, Dr. Soroush*</b>	Associate Partner, Project Manager, Traffic Engineering, Transportation, CIMA	9, 10, 11
<b>Senior, Stephen*</b>	Head, Soils & Aggregate Section, Materials Engineering & Research Office, Highway Standards Branch, Provincial Highways Management Division, MTO	1, 3, 12
<b>Sharma, Dipankar*</b>	Senior Project Manager, Continuous Improvement, Engineering Services, Public Works, Hamilton	9, 10, 12
<b>Shillington, Terry</b>	Partner, Shillingtons LLP	8, 9, 10, 12
<b>Smith, Jannette*</b>	City Manager, Hamilton	4, 11
<b>Soldo, Edward*</b>	Director, Roads & Traffic, Public Works, Hamilton (August 2018 to February 2019)  Director, Transportation, Operations & Maintenance, Public Works, Hamilton (February 2019 to June 2021)  Chief Roads Official, Public Works, Hamilton (June 2021 to January 2023)	3, 4, 9, 10, 11, 12

<b>Solomon, Hart</b>	<p>Manager, Traffic Engineering &amp; Operations, Operations &amp; Maintenance Division, Public Works, Hamilton (2003 until 2009)</p> <p>Manager, Traffic Engineering, Engineering Services, Environment &amp; Sustainable Infrastructure Division, Public Works, Hamilton (2009 to 2011)</p>	4, 5
<b>Swaby, Diana*</b>	<p>Claims Supervisor, Risk Management, Finance &amp; Corporate Services, Hamilton (until April 2018)</p> <p>Claims Supervisor, Risk Management, Legal Services, Finance &amp; Corporate Services, Hamilton (April 2018 onwards)</p>	4, 8, 9, 10, 11, 12
<b>Taylor, Leonard</b>	President & CEO, Tradewind	6, 7
<b>Taylor, Rowan*</b>	Engineering Manager, Tradewind	6, 7
<b>Uzarowski, Dr. Ludomir*</b>	Principal, Pavement & Materials Engineering, Golder	1, 2, 3, 4, 5, 6, 7, 8, 9, 10, 11, 12
<b>Vala, Sarath*</b>	Project Manager, Design, Engineering Services, Public Works, Hamilton	8, 10
<b>van der Mark, John</b>	Director in Charge of Special Projects, Special Projects Office, Region of Hamilton-Wentworth	2
<b>Van Dongen, Matthew</b>	Reporter, Hamilton Spectator	3
<b>VanderBeek, Arlene</b>	Ward 13 Councillor, Hamilton	4, 7, 9, 11
<b>White, Craig*</b>	Vice-President, Highway Operations, 407 ETR Concession Company	1

<p><b>White, Martin*</b></p>	<p>Superintendent, Traffic Field Operations; Energy, Traffic Operations &amp; Facilities;</p> <p>Transportation, Energy &amp; Facilities Division; Public Works, Hamilton (2009 to late 2012/ early 2013)</p>	<p>4, 5, 6, 7, 8, 9, 10, 11, 12</p>
	<p>Manager, Traffic Operations &amp; Engineering; Energy, Fleet &amp; Traffic; Corporate Assets &amp; Strategic Planning, Public Works, Hamilton (2013 to February 2017)</p> <p>Manager, Traffic Operations &amp; Engineering, Transportation, Public Works, Hamilton (February 2017 to 2018)</p> <p>Manager, Traffic Operations &amp; Engineering, Roads &amp; Traffic, Public Works, Hamilton (2018 to February 2019)</p> <p>Manager, Transportation Operations, Transportation Operations &amp; Maintenance, Public Works, Hamilton (February 2019 onwards)</p>	
<p><b>Whitehead, Terry</b></p>	<p>Ward 8 Councillor, Hamilton</p>	<p>4, 7, 9, 11</p>
<p><b>Wiley, Pat</b></p>	<p>President, EcoPave Asphalt Recycling Inc.</p>	<p>8</p>
<p><b>Wilson, Maureen</b></p>	<p>Ward 1 Councillor, Hamilton</p>	<p>4, 9, 11</p>
<p><b>Worron, Jason*</b></p>	<p>Senior Project Manager, Traffic Engineering, Traffic Operations &amp; Engineering; Energy, Fleet &amp; Traffic; Corporate Assets &amp; Strategic Planning, Public Works, Hamilton (until February 2017)</p> <p>Senior Project Manager, Traffic Engineering, Traffic Operations &amp; Engineering, Transportation, Public Works, Hamilton (February to August 2017)</p>	<p>4, 7, 8</p>
<p><b>Zegarac, Mike*</b></p>	<p>Interim City Manager, Hamilton</p>	<p>4, 10, 11, 12</p>

APPENDIX Q: SELECT ENTITIES, DEFINED TERMS,  
 AND ABBREVIATIONS AND ACRONYMS

Entities	
<b>407 Company</b>	407 ETR Concession Company Limited
<b>ARA</b>	Applied Research Associates, Inc.
<b>CDP</b>	The Commercial, Development & Policy section in Hamilton's Legal Services division
<b>CIMA</b>	CIMA+
<b>City</b>	City of Hamilton, also referred to as Hamilton
<b>Council</b>	Hamilton City Council
<b>CTAA</b>	Canadian Technical Asphalt Association
<b>DMT</b>	Department Management Team, internal to the City of Hamilton
<b>Dufferin</b>	Dufferin Construction Company
<b>EcoPave</b>	EcoPave Asphalt Recycling Inc.
<b>GIC</b>	Hamilton's General Issues Committee, standing sub-committee of Hamilton City Council
<b>Golder</b>	Golder Associates Ltd.
<b>Hamilton</b>	City of Hamilton, also referred to as City
<b>LBCC</b>	Lakewood Beach Community Council
<b>MERO</b>	Materials Engineering & Research Office, Ontario Ministry of Transportation
<b>MTO</b>	Ontario Ministry of Transportation
<b>MTQ</b>	Ministry of Transportation of Quebec
<b>OHMPA</b>	Ontario Hot Mix Producers' Association

<b>Philips</b>	Philips Engineering
<b>PIC</b>	Parkway Implementation Committee, sub-committee of Hamilton’s Public Works Committee
<b>PWC</b>	Public Works Committee, standing sub-committee of Hamilton City Council
<b>Pyramid</b>	Pyramid Traffic Inc.
<b>Region</b>	Regional Municipality of Hamilton-Wentworth
<b>Shillingtons</b>	Shillingtons LLP
<b>SLT</b>	Hamilton’s Senior Leadership Team
<b>TAC</b>	Transportation Association of Canada
<b>Tradewind</b>	Tradewind Scientific Ltd.
<b>Traffic or Traffic Operations &amp; Engineering</b>	The Traffic group/section in the City’s Public Works department (known as Traffic Operations & Engineering from 2012/2013 to February 2019 and thereafter as Transportation Operations)
<b>Trow</b>	Trow Associates Inc.

Defined Terms for Selected Reports and Assignments	
<b>2013 CIMA Report</b>	November/December 2013 Report by CIMA entitled “Red Hill Valley Parkway Safety Review”
<b>2014 Golder Report</b>	February 2014 Report by Golder, entitled “Red Hill Valley Parkway – Performance Review after Six Years in Service”
<b>2015 CIMA LINC Report</b>	November 2015 Report by CIMA entitled “Lincoln Alexander Parkway Median Safety Study”
<b>2015 CIMA Report</b>	November 2015 Report by CIMA entitled Red Hill Valley Parkway Detailed Safety Analysis”

<b>2018 CIMA Collision Memorandum</b>	Memo prepared by CIMA in January 2018, entitled “Lincoln Alexander Parkway / Red Hill Valley Parkway Collision Rates”
<b>2019 CIMA Collision Memorandum</b>	Memo prepared by CIMA in January 2019, entitled “Lincoln Alexander Parkway / Red Hill Valley Parkway Collision Rates”
<b>Baaj Report</b>	February 2023 Report of Dr. Hassan Baaj entitled “Analysis of Aggregate Testing and Evaluation of the Coarse Aggregate used in RHVP Pavement Surface Course”
<b>Brownlee Primer</b>	March 2022 Primer of Russell Brownlee entitled “Principal Design and Maintenance Standards, Guidelines and General Practices for Ontario Highways”
<b>Brownlee Report</b>	November 2022 Report of Russell Brownlee entitled “Highway Design and Assessment Report”
<b>February 4 CIMA Memorandum</b>	Memo prepared by CIMA dated February 4, 2019, entitled “Red Hill Valley Parkway – Pavement Friction Testing Results Review”
<b>Flintsch Primer</b>	April 2022 Primer of Dr. Gerardo Flintsch entitled “Primer on Friction, Friction Management, and Stone Matrix Asphalt Mixtures”
<b>Flintsch Report</b>	November 2022 Report of Dr. Gerardo Flintsch entitled “Analysis of Friction on the RHVP”
<b>FOI 18-189</b>	Freedom of Information request received by the City’s Public Works department on November 8, 2018
<b>Golder Pavement Evaluation</b>	Golder assignment resulting in a February 2019 report entitled “Evaluation of Pavement Surface and Aggregates – Red Hill Valley Parkway, City of Hamilton”
<b>Hein Report</b>	February 2023 Report of David Hein entitled “Response to the Report of Gerardo Flintsch dated November 2022”

<b>HIR Suitability Study</b>	Golder assignment resulting in a March 2019 report entitled “Red Hill Valley Parkway HIR Suitability Study”
<b>Karim Report</b>	February 2023 Report of Dewan Karim entitled “Red Hill Valley Parkway Inquiry Response Report for Highway Design”
<b>Lighting Study</b>	CIMA assignment resulting in a January 2019 report entitled “Detailed LINC/RHVP Illumination Review”
<b>November 23 Draft Roadside Safety Assessment Report</b>	Draft “Roadside Safety Assessment – Red Hill Valley Parkway” report delivered by CIMA to the City on November 23, 2018, as part of the RHVP Roadside Safety Assessment
<b>Pavement Design Study</b>	2006 Report by Golder, entitled “Perpetual Pavement Design Study, Phase 2, Red Hill Creek Expressway”
<b>PMTR</b>	Golder’s Pavement and Materials Technology Review, conducted in three phases between 2009 and 2013
<b>RHV Project or the Project</b>	The Red Hill Valley Project
<b>RHVP Roadside Safety Assessment</b>	CIMA assignment resulting in a January 2019 report entitled “Roadside Safety Assessment – Red Hill Valley Parkway”
<b>Sand Patch Testing</b>	Pavement texture testing and related measurements obtained by Golder in the Golder Pavement Evaluation
<b>SOTI Reports</b>	State of the Infrastructure reports released by the Hamilton beginning in 2005
<b>Speed Limit Study</b>	CIMA assignment resulting in an October 2018 report entitled “Hamilton LINC and RHVP Speed Study”
<b>Stantec Sustainability Plan</b>	October 2007 report authored by Stantec for Hamilton, entitled “Lincoln Alexander Parkway and Red Hill Valley Project Sustainability Plan”
<b>TMP</b>	Hamilton’s Transportation Master Plan
<b>TMPI</b>	Hamilton’s TMP Implementation/Monitoring Program



<b>Tradewind Report</b>	January 2014 Report of Tradewind Scientific Ltd., entitled “Friction Testing Survey Summary Report: Lincoln Alexander & Red Hill Valley Parkways (Hamilton)”
<b>VFM Audit</b>	Value for Money Audit conducted by Hamilton’s Audit Services division, focused on the City’s tracking and management of pavement performance

### Abbreviations and Acronyms

<b>1985 MTO Design Guide</b>	1985 Geometric Design Standards for Ontario Highways, published by the MTO
<b>1999 TAC Guide</b>	1999 Geometric Design Guide for Canadian Roads published by the Transportation Association of Canada
<b>2017 TAC Guide</b>	2017 update to the 1999 Geometric Design Guide for Canadian Roads, published by the Transportation Association of Canada
<b>407 ETR</b>	Highway 407 Express Toll Road
<b>AADT</b>	Annual Average Daily Traffic
<b>AASHTO</b>	American Association of State Highway Transportation Officials
<b>AAV</b>	Aggregate Abrasion Value
<b>BPT</b>	British Pendulum Test or British Pendulum Testing
<b>CEAA</b>	<i>Canadian Environmental Assessment Act, SC 1992, c 37</i>
<b>CFME</b>	Continuous Friction Measuring Equipment
<b>CPP</b>	Coefficient of Polishing by Projection testing
<b>DFC</b>	Dense Friction Course
<b>DSM</b>	Designated Sources for Materials List of the Ontario Ministry of Transportation

<b>EA</b>	Environmental Assessment
<b>ESALs</b>	Equivalent Single Axle Loads
<b>FN</b>	Friction Number
<b>FOI</b>	Freedom of Information
<b>FWD</b>	Falling Weight Deflectometer testing
<b>GN</b>	Grip Number
<b>HIR</b>	Hot In-Place Recycling
<b>HMA</b>	Hot-mix Asphalt
<b>IRI</b>	International Roughness Index
<b>ISATe</b>	Enhanced Interchange Safety Analysis Tool
<b>JSB</b>	Joint Stewardship Board
<b>LINC</b>	Lincoln M. Alexander Parkway
<b>LRT</b>	Light Rail Transit
<b><i>MFIPPA</i></b>	<i>Municipal Freedom of Information and Protection of Privacy Act, RSO 1990, c M.56</i>
<b>MTD</b>	Mean Texture Depth
<b>OBL</b>	Outstanding Business List
<b>OPS</b>	Ontario Provincial Standards
<b>OPSS</b>	Ontario Provincial Standard Specifications
<b>PDR</b>	Preliminary Design Report
<b>PSV</b>	Polished Stone Value
<b>QA</b>	Quality Assurance
<b>QEW</b>	Queen Elizabeth Way
<b>RBM</b>	Rich Bottom Mix

<b>RHVP</b>	Red Hill Valley Parkway
<b>SCRIM</b>	Sideway-force Coefficient Routine Investigation Machine
<b>SMA</b>	Stone Mastic Asphalt
<b>SMV</b>	Single Motor Vehicle collisions
<b>SN</b>	Skid Number

**APPENDIX R: INQUIRY PERSONNEL****COMMISSIONER**

The Honourable Justice Herman J. Wilton-Siegel  
Judge of the Superior Court of Justice

**COMMISSION COUNSEL TEAM**

Robert Centa, Commission Counsel  
(2019-2022)  
Emily Lawrence, Commission Counsel  
Andrew Lewis, Commission Counsel  
Tina Lie, Counsel  
Hailey Bruckner, Counsel  
Shawna Leclair, Counsel  
Chloe Hendrie, Counsel  
Lauren Rainsford, Counsel  
Jacqueline Cummins, Law Clerk

**COMMISSIONER'S REGISTRAR**

Alex Taylor  
Liam Carson

**EXECUTIVE DIRECTOR**

Margaret Foulds

**DIRECTOR OF COMMUNICATIONS**

Wendy McCann

**EDITOR**

Laura Edlund

**DESIGNERS**

Marcelle Adam, Pinnacles & Prisms  
Design (Report Design)  
Ashley Kirk, Ashley Kirk Design  
(Logo Design)

**DOCUMENT MANAGEMENT CONSULTANT**

Kearren Baily, Kearren Baily Consulting

**DOCUMENT MANAGEMENT SERVICES**

Epiq eDiscovery Solutions

**VIRTUAL HEARING SERVICES**

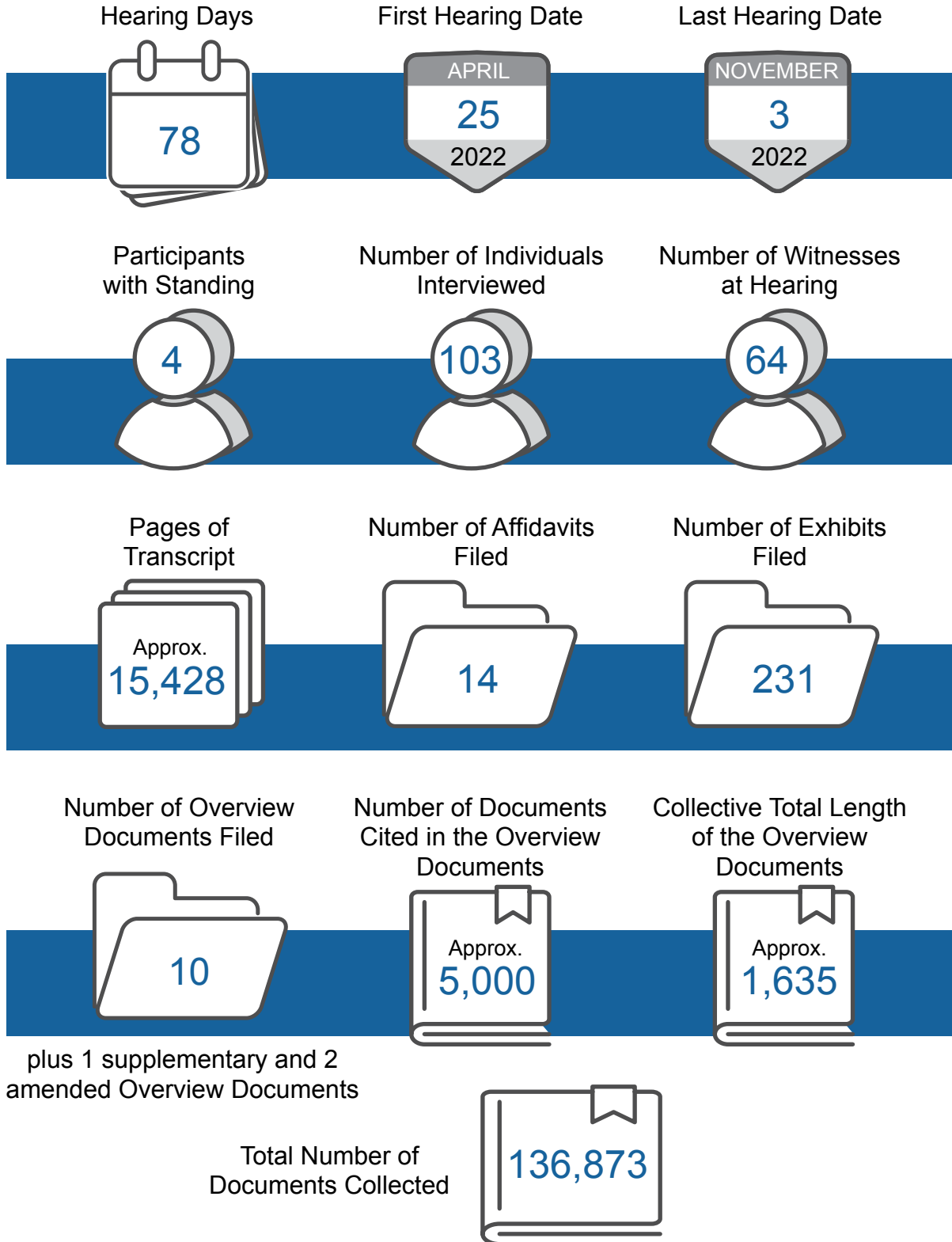
Arbitration Place

**WEBSITE SERVICES**

Djordje Sredojevic, AUTCON

## APPENDIX S: INQUIRY STATISTICS

### PHASE 1



PHASE 2

Hearing Days



Number of Expert Witnesses



Hearing Dates



Number of Expert Reports



Number of Exhibits Filed



Pages of Transcript



(filed as exhibits in Phase 2)  
and 2 expert primers  
(filed as exhibits in Phase 1)